

Türk Eurotahvilleri

[Rapor Terimlerini Açıklayıcı Doküman](#)

Tanım	Enstrüman	Kupon	Vade ↓	İhraç Büyüklüğü (milyar)	Son	Alış Fiyatı	Satış Fiyatı	Birikmiş Faiz	Alış Getiri (%)	Satış Getiri (%)	Minimum İşlem Büyüklüğü	Fiyat Performansı		Dur.	Payment Rank
												1A(Δ %)	1Y(Δ %)		
*Vadelerine göre sıralanmıştır.															
USD Cinsinden															
Devlet Eurotahvilleri															
US900123BH29	TURKEY 5.625 21	5.63	30/03/21	2,000	100.177	99.939	100.414	2.53	6.68	-2.58	100,000	-0.36	-1.90	0.050	Sr Unsecured
XS1028943089	EXCRTU 5 21	7.50	23/09/21	500	101.259	100.948	101.570	2.35	3.18	2.01	200,000	-0.09	0.47	0.512	Sr Unsecured
US900123BY51	TURKEY 5.125 22	5.13	25/03/22	1,000	102.170	101.857	102.482	2.38	3.29	2.68	200,000	-0.58	0.20	0.985	Sr Unsecured
XS1684378208	EXCRTU 4.25 22	4.25	18/09/22	500	100.629	100.279	100.979	2.05	4.06	3.58	200,000	-0.35	3.25	1.428	Sr Unsecured
US900123BZ27	TURKEY 6.25 22	6.25	26/09/22	2,500	104.093	103.785	104.400	2.88	3.70	3.29	200,000	-0.95	0.02	1.427	Sr Unsecured
US900123CA66	TURKEY 3.25 23	3.25	23/03/23	1,500	99.261	99.028	99.494	1.53	3.75	3.51	200,000	-0.98	3.39	1.917	Sr Unsecured
XS1496463297	EXCRTU 5.375 23	5.38	24/10/23	500	101.996	101.614	102.377	2.06	4.71	4.40	200,000	-0.98	3.58	2.375	Sr Unsecured
US900123CR91	TURKEY 7.25 23	7.25	23/12/23	2,000	108.128	108.015	108.242	1.59	4.16	4.08	200,000	-1.67	1.33	2.491	Sr Unsecured
XS1917720911	EXCRTU 8.25 24	8.25	24/01/24	500	108.617	108.406	108.829	1.10	5.06	4.91	200,000	-1.28	1.94	2.535	Sr Unsecured
US900123CF53	TURKEY 5.75 24	5.75	22/03/24	2,500	104.029	103.689	104.369	2.72	4.43	4.20	200,000	-1.72	1.88	2.697	Sr Unsecured
XS1814962582	EXCRTU 6.125 24	6.13	03/05/24	500	103.555	103.233	103.876	2.19	5.00	4.78	200,000	-0.54	4.10	2.783	Sr Unsecured
US900123CV04	TURKEY 6.35 24	6.35	10/08/24	2,250	105.805	105.480	106.129	0.56	4.59	4.39	200,000	-1.90	1.86	3.046	Sr Unsecured
US900123CW86	TURKEY 5.6 24	5.60	14/11/24	2,500	103.545	103.202	103.887	1.84	4.64	4.44	200,000	-2.07	2.43	3.245	Sr Unsecured
US900123AW05	TURKEY 7.375 25	7.38	05/02/25	3,250	109.607	109.368	109.846	0.76	4.71	4.59	2,000	-2.42	0.76	3.380	Sr Unsecured
US900123CX69	TURKEY 4.25 25	4.25	13/03/25	2,000	98.401	98.053	98.748	2.11	4.79	4.60	200,000	-2.53	3.32	3.558	Sr Unsecured
US900123CZ18	TURKEY 6.375 25	6.38	14/10/25	2,500	105.910	105.601	106.218	2.62	4.99	4.85	200,000	-2.71		3.876	Sr Unsecured
US900123DB31	TURKEY 4.75 26	4.75	26/01/26	1,750	99.121	98.876	99.365	0.61	5.01	4.90	200,000	-2.95		4.273	Sr Unsecured
US900123CJ75	TURKEY 4.25 26	4.25	14/04/26	1,500	96.667	96.304	97.030	1.75	5.08	4.92	200,000	-3.42	3.36	4.428	Sr Unsecured
US900123CK49	TURKEY 4.875 26	4.88	09/10/26	3,000	98.482	98.106	98.859	2.07	5.27	5.11	200,000	-3.64	3.93	4.719	Sr Unsecured
US900123CL22	TURKEY 6 27	6.00	25/03/27	3,250	103.083	102.738	103.427	2.78	5.46	5.33	200,000	-3.96	2.40	4.900	Sr Unsecured
US900123CP36	TURKEY 5.125 28	5.13	17/02/28	2,000	97.862	97.649	98.075	0.36	5.54	5.46	200,000	-4.04	2.82	5.729	Sr Unsecured
US900123CQ19	TURKEY 6.125 28	6.13	24/10/28	2,000	102.768	102.665	102.871	2.35	5.69	5.66	200,000	-4.22	2.07	5.917	Sr Unsecured
US900123CT57	TURKEY 7.625 29	7.63	26/04/29	3,000	110.743	110.338	111.148	2.88	6.00	5.88	200,000	-4.81	0.95	5.975	Sr Unsecured
US900123AL40	TURKEY 11.875 30	11.88	15/01/30	1,500	140.197	139.867	140.526	1.88	6.00	5.92	1,000	-4.52	-0.18	5.965	Sr Unsecured
US900123CY43	TURKEY 5.25 30	5.25	13/03/30	2,000	95.510	95.147	95.872	2.61	5.95	5.85	200,000	-4.68	1.38	6.846	Sr Unsecured
US900123DA57	TURKEY 5.95 31	5.95	15/01/31	2,250	99.014	98.712	99.316	1.65	6.12	6.04	200,000	-4.51		7.237	
US900123DC14	TURKEY 5.875 31	5.88	26/06/31	1,750	98.121	97.783	98.459	0.75	6.17	6.08	200,000	-4.45		7.548	Sr Unsecured
US900123AT75	TURKEY 8 34	8.00	14/02/34	1,500	113.090	112.730	113.450	0.62	6.53	6.45	2,000	-5.03	-0.59	8.267	Sr Unsecured
US900123AY60	TURKEY 6.875 36	6.88	17/03/36	2,750	102.203	101.847	102.559	3.34	6.68	6.60	2,000	-5.53	0.02	9.050	Sr Unsecured
US900123BB58	TURKEY 7.25 38	7.25	05/03/38	1,000	105.125	104.768	105.482	0.14	6.77	6.70	2,000	-5.63	-1.25	9.861	Sr Unsecured
US900123BG46	TURKEY 6.75 40	6.75	30/05/40	2,000	98.203	97.666	98.741	1.91	6.97	6.87	100,000	-6.53	-1.03	10.397	Sr Unsecured
US900123BJ84	TURKEY 6 41	6.00	14/01/41	3,000	90.438	89.873	91.003	0.97	6.95	6.83	200,000	-7.03	-1.79	10.929	Sr Unsecured
US900123CB40	TURKEY 4.875 43	4.88	16/04/43	3,000	80.537	80.197	80.876	1.98	6.59	6.52	200,000	-6.14	-3.87	12.044	Sr Unsecured
US900123CG37	TURKEY 6.625 45	6.63	17/02/45	3,000	96.038	95.707	96.368	0.46	7.00	6.94	200,000	-5.96	-2.37	11.627	Sr Unsecured
US900123CM05	TURKEY 5.75 47	5.75	11/05/47	3,500	86.990	86.630	87.350	1.93	6.86	6.79	200,000	-6.20	-1.36	12.266	Sr Unsecured
Sukuk															
XS1303467077	TURKSK 4.251 21	4.25	08/06/21	1,000	100.526	100.420	100.633	1.11	2.46	1.57	200,000	-0.02	-0.29	0.238	Sr Unsecured
XS1816199373	TURKSK 5.8 22	5.80	21/02/22	2,000	102.830	102.604	103.056	0.34	2.97	2.50	200,000	-0.23	0.13	0.915	Sr Unsecured
XS1586385178	TURKSK 5.004 23	5.00	06/04/23	1,250	103.415	103.153	103.676	2.17	3.41	3.15	200,000	-0.04	2.20	1.919	Sr Unsecured
XS1141043296	TURKSK 4.489 24	4.49	25/11/24	1,000	102.380	102.202	102.558	1.33	3.84	3.74	200,000	-0.03	3.96	3.350	Sr Unsecured

Türk Eurotahvilleri

İŞ YATIRIM

[Rapor Terimlerini Açıklayıcı Doküman](#)

Tanım	Enstrüman	Kupon	Vade ↓	İhraç Büyüklüğü (milyar)	Son	Alış Fiyatı	Satış Fiyatı	Birikmiş Faiz	Alış Getiri (%)	Satış Getiri (%)	Minimum İşlem Büyüklüğü	Fiyat Performansı		Dur.	Payment Rank
												1A(Δ %)	1Y(Δ %)		
*Vadelerine göre sıralanmıştır.															
Özel Sektör Eurotahvilleri															
Finansal Kuruluşlar															
USM8931TAA71	GARAN 6.25 21	6.25	20/04/21	500	100.437	100.197	100.677	2.47	4.27	-0.16	200,000	-0.59	-1.59	0.105	Sr Unsecured
XS1223394914	TCZIRA 4.75 21	4.75	29/04/21	500	100.358	100.010	100.706	1.75	4.59	-0.64	200,000	-0.22	-0.07	0.130	Sr Unsecured
XS1412393172	TSKBTI 4.875 21	4.88	18/05/21	300	100.393	100.011	100.776	1.54	4.74	0.63	200,000	-0.19	0.06	0.182	Sr Unsecured
XS1079527211	ISCTR 5 21	5.00	25/06/21	750	100.627	100.201	101.052	1.07	4.24	1.30	200,000	-0.31	0.08	0.284	Sr Unsecured
XS1439838548	HALKBK 5 21	5.00	13/07/21	500	100.375	99.880	100.869	0.82	5.32	2.37	200,000	-0.04	2.27	0.332	Sr Unsecured
XS1390320981	ISCTR 5.375 21	5.38	06/10/21	750	101.399	100.931	101.866	2.33	3.70	2.04	200,000	-0.16	0.27	0.546	Sr Unsecured
XS1508914691	VAKBN 5.5 21	5.50	27/10/21	500	101.525	101.155	101.894	2.06	3.61	2.42	200,000	-0.25	0.55	0.603	Sr Unsecured
XS1571399754	YKBNK 5.75 22	5.75	24/02/22	600	102.040	101.600	102.479	0.29	4.01	3.08	200,000	-0.16	0.53	0.920	Sr Unsecured
XS1508390090	ISCTR 5.5 22	5.50	21/04/22	600	102.057	101.584	102.529	2.15	4.02	3.16	200,000	-0.15	1.32	1.050	Sr Unsecured
XS1605397394	TCZIRA 5.125 22	5.13	03/05/22	600	101.452	101.005	101.898	1.84	4.21	3.41	200,000	-0.06	2.34	1.084	Sr Unsecured
XS1613091500	QNBFB 4.875 22	4.88	19/05/22	750	101.938	101.538	102.338	1.53	3.54	2.85	200,000	-0.46	2.03	1.133	Sr Unsecured
XS1622626379	VAKBN 5.625 22	5.63	30/05/22	500	102.155	101.741	102.570	1.59	4.14	3.45	200,000	-0.09	1.78	1.155	Sr Unsecured
USM8931TAF68	GARAN 5.25 22	5.25	13/09/22	750	102.761	102.362	103.160	2.61	3.62	3.08	200,000	-0.46	2.62	1.405	Sr Unsecured
XS0847042024	ISCTR 6 22	6.00	24/10/22	1,000	101.813	101.161	102.464	2.30	5.24	4.40	200,000	-0.75	2.68	1.496	Subordinated
USM0375YAK49	AKBNK 5 22	5.00	24/10/22	500	102.271	101.874	102.668	1.92	3.79	3.29	150,000	-0.33	2.89	1.519	Sr Unsecured
XS0849728190	VAKBN 6 22	6.00	01/11/22	672	101.868	101.322	102.414	2.18	5.14	4.45	200,000	-0.63	3.68	1.515	Subordinated
XS0861979440	YKBNK 5.5 22	5.50	06/12/22	1,000	101.232	100.732	101.732	1.47	5.05	4.45	200,000	-0.64	3.62	1.617	Subordinated
XS1750996206	TSKBTI 5.5 23	5.50	16/01/23	350	101.711	101.276	102.146	0.86	4.77	4.27	200,000	-0.27	3.27	1.727	Sr Unsecured
XS1711581337	FCFIN 6 23	6.00	25/01/23	300	101.588	101.193	101.984	0.78	5.32	4.87	200,000	-0.57	2.94	1.740	Sr Unsecured
XS1760780731	VAKBN 5.75 23	5.75	30/01/23	650	102.416	101.947	102.884	0.67	4.66	4.14	200,000	-0.41	3.30	1.763	Sr Unsecured
XS1576037284	GARAN 5.875 23	5.88	16/03/23	500	104.533	104.041	105.025	2.87	3.77	3.27	200,000	-0.35	3.89	1.844	Sr Unsecured
XS1788516679	YKBNK 6.1 23	6.10	16/03/23	500	103.096	102.663	103.529	2.98	4.70	4.25	200,000	-0.66	2.22	1.830	Sr Unsecured
XS1691349010	TCZIRA 5.125 23	5.13	29/09/23	500	101.644	101.164	102.124	2.32	4.63	4.24	200,000	-0.59	4.78	2.317	Sr Unsecured
XS1003016018	ISCTR 7.85 23	7.85	10/12/23	400	106.274	105.498	107.050	2.01	5.65	5.06	200,000	-0.99	3.51	2.420	Subordinated
XS1970705528	VAKBN 8.125 24	8.13	28/03/24	600	108.420	108.155	108.685	3.70	5.19	5.01	200,000	-1.16	2.18	2.614	Sr Unsecured
XS1578203462	ISCTR 6.125 24	6.13	25/04/24	1,250	103.032	102.551	103.512	2.33	5.23	4.90	200,000	-1.44	4.56	2.758	Sr Unsecured
XS1634372954	YKBNK 5.85 24	5.85	21/06/24	500	102.686	102.228	103.144	1.32	5.10	4.80	200,000	-1.38	4.27	2.923	Sr Unsecured
XS1959391019	QNBFB 6.875 24	6.88	07/09/24	650	108.658	108.402	108.913	0.10	4.26	4.10	200,000	-1.90	4.42	3.107	Sr Unsecured
XS1958649854	YKBNK 8.25 24	8.25	15/10/24	500	110.120	109.646	110.593	3.37	5.27	4.99	200,000	-1.42	3.37	3.032	Sr Unsecured
XS2100270508	TSKBTI 6 25	6.00	23/01/25	400	101.870	101.433	102.307	0.82	5.58	5.33	200,000	-1.66	4.96	3.391	Sr Unsecured
XS2112797290	VAKBN 5.25 25	5.25	05/02/25	750	99.671	99.428	99.914	0.54	5.41	5.27	200,000	-1.31	4.92	3.464	Sr Unsecured
XS1210422074	AKBNK 5.125 25	5.13	31/03/25	500	101.461	101.020	101.902	2.31	4.84	4.60	200,000	-1.83	6.06	3.546	Sr Unsecured
XS1301525207	ALBRK 9.371 25	9.37	30/11/25	250	102.061	101.264	102.857	2.66	9.03	8.62	200,000	0.21	2.29	3.670	Subordinated
XS2266963003	VAKBN 6.5 26	6.50	08/01/26	750	103.128	102.689	103.566	1.70	5.85	5.64	200,000	-2.19	4.047	Sr Unsecured	
XS2281369301	TSKBTI 5.875 26	5.88	14/01/26	350	100.809	100.433	101.184	0.95	5.77	5.59	200,000	-1.68	4.129	Sr Unsecured	
XS2131335270	AKBNK 6.8 26	6.80	06/02/26	500	105.632	105.498	105.766	0.68	5.50	5.44	200,000	-2.88	4.131	Sr Unsecured	
XS2274089288	TCZIRA 5.375 26	5.38	02/03/26	600	99.188	98.804	99.571	0.60	5.65	5.47	200,000	-2.23	4.284	Sr Unsecured	
XS1376681067	YKBNK 8.5 26	8.50	09/03/26	0	100.069	99.629	100.508	0.00	151.06	-98.63	200,000	-0.59	-0.66	4.029	Subordinated
XS1396282177	ALNTF 8.75 26	8.75	16/04/26	300	100.330	100.040	100.620	3.55	8.69	8.54	200,000	-0.18	-0.10	0.094	Subordinated
XS1574750292	AKBNK 7.2 27	7.20	16/03/27	500	100.770	100.087	101.452	3.52	6.13	5.85	200,000	-1.49	3.67	0.930	Subordinated
XS1584113184	TSKBTI 7.625 27	7.63	29/03/27	300	101.793	101.147	102.439	3.45	6.42	6.16	200,000	0.21	4.13	0.965	Subordinated
XS1617531063	GARAN 6.125 27	6.13	24/05/27	750	99.827	99.174	100.479	1.84	5.47	5.22	200,000	-1.19	6.78	1.121	Subordinated
XS1655085485	ODEABK 7.625 27	7.63	01/08/27	300	78.461	77.906	79.017	0.87	11.96	11.66	200,000	6.41	2.94	1.165	Subordinated
XS1551747733	VAKBN 8 27	8.00	01/11/27	228	102.104	101.294	102.913	2.91	6.84	6.53	200,000	-0.38	4.13	1.476	Subordinated

Türk Eurotahvilleri

İŞ YATIRIM

[Rapor Terimlerini Açıklayıcı Doküman](#)

Tanım	Enstrüman	Kupon	Vade ↓	İhraç Büyüklüğü (milyar)	Son	Alış Fiyatı	Satış Fiyatı	Birikmiş Faiz	Alış Getiri (%)	Satış Getiri (%)	Minimum İşlem Büyüklüğü	Fiyat Performansı		Dur.	Payment Rank
												1A(Δ %)	1Y(Δ %)		
*Vadelerine göre sıralanmıştır.															
XS1706923148	FCFIN 7.25 27	7.25	09/11/27	150	100.793	100.184	101.401	2.48	6.35	6.13	200,000	0.60	1.59	1.506	Subordinated
XS1386178237	FCFIN 7.75 27	7.75	24/11/27	300	101.817	101.599	102.034	3.62	6.46	6.39	200,000	1.16	3.72	1.795	Subordinated
XS1772360803	AKBNK 6.797 28	6.80	27/04/28	400	99.901	99.558	100.244	2.55	5.62	5.50	200,000	-1.29	6.17	1.901	Subordinated
XS1623796072	ISCTR 7 28	7.00	29/06/28	500	100.090	99.397	100.782	1.42	6.46	6.22	200,000	-1.36	6.60	2.062	Subordinated
XS2106022754	ISCTR 7.75 30	7.75	22/01/30	750	101.824	101.195	102.452	1.08	7.16	6.97	200,000	-1.42	7.58	3.264	Subordinated
XS2286436451	YKBNK 7.875 31	7.88	22/01/31	500	103.652	103.211	104.092	1.09	7.55	7.42	200,000	-2.04		3.968	Subordinated
XS1867595750	YKBNK 13.875 PERP	13.88	01/01/00	650	115.501	114.597	116.405	2.20	10.97	10.79	200,000	-1.12	3.87	2.342	JR Subordinated

Finans Dışı

XS1505149325	KFINKK 5.136 21	5.14	02/11/21	500	101.130	100.610	101.650	1.87	4.15	2.51	200,000	0.14	-0.45	0.616	Sr Unsecured
XS1132825099	GLYHO 8.125 21	8.13	14/11/21	250	85.713	84.882	86.543	2.66	35.16	31.78	200,000	1.09	10.22	0.557	Sr Unsecured
XS0848940523	AEFES 3.375 22	3.38	01/11/22	500	101.689	101.202	102.176	1.23	2.62	2.02	200,000	-0.77	3.44	1.569	Sr Unsecured
XS1747548532	PETKM 5.875 23	5.88	26/01/23	500	102.527	102.251	102.803	0.75	4.60	4.30	200,000	-0.15	2.73	1.751	Sr Unsecured
XS1379145656	KCHOL 5.25 23	5.25	15/03/23	750	103.331	102.834	103.827	2.58	3.77	3.27	200,000	-0.57	2.01	1.634	Sr Unsecured
XS0910932788	ACKAF 5 23	5.00	03/04/23	500	103.415	102.899	103.931	2.21	3.53	3.02	200,000	-0.85	2.51	1.911	Sr Unsecured
XS1807502668	RGYAST 7.25 23	7.25	26/04/23	300	95.977	95.269	96.686	2.74	9.76	8.99	200,000	2.13	3.17	1.861	Sr Unsecured
XS1028951264	TURKTI 4.875 24	4.88	19/06/24	500	103.788	103.263	104.313	1.12	3.80	3.47	200,000	-0.78	5.11	2.981	Sr Unsecured
XS1577950402	CCOLAT 4.215 24	4.22	19/09/24	500	104.681	104.265	105.096	2.03	2.93	2.69	200,000	-0.70	4.53	2.993	Sr Unsecured
XS1686704948	TUPRST 4.5 24	4.50	18/10/24	700	100.388	99.970	100.806	1.80	4.51	4.26	200,000	-0.51	3.56	3.030	Sr Unsecured
XS1955059420	TURKTI 6.875 25	6.88	28/02/25	500	110.297	109.728	110.866	0.27	4.18	3.89	200,000	-1.32	4.29	3.480	Sr Unsecured
XS1961766596	KCHOL 6.5 25	6.50	11/03/25	750	108.380	108.122	108.638	0.02	4.27	4.13	200,000	-1.09	4.18	3.332	Sr Unsecured
XS1298711729	TCELLT 5.75 25	5.75	15/10/25	500	106.880	106.342	107.417	2.35	4.22	3.97	200,000	-1.05	5.30	3.951	Sr Unsecured
XS2241387500	ULKER 6.95 25	6.95	30/10/25	650	108.120	107.828	108.411	2.55	5.03	4.90	200,000	-1.35		3.879	
XS2010029234	ISTNBL 6.375 25	6.38	09/12/25	580	100.863	100.471	101.254	1.65	6.26	6.06	200,000	-2.47		3.982	Sr Unsecured
XS1961010987	SSETI 6.95 26	6.95	14/03/26	700	110.239	110.052	110.425	3.44	4.67	4.60	200,000	-1.57	4.81	3.948	Sr Unsecured
XS1803215869	TCELLT 5.8 28	5.80	11/04/28	500	106.539	106.041	107.037	2.43	4.78	4.62	200,000	-0.99	8.04	5.519	Sr Unsecured

EUR Cinsinden

Devlet Eurotahvilleri

XS0993155398	TURKEY 4.35 21	4.35	12/11/21	1,250	101.903	101.683	102.123	1.43	1.79	1.15	100,000	-0.45	-1.15	0.665	Sr Unsecured
XS1057340009	TURKEY 4.125 23	4.13	11/04/23	1,000	103.666	103.200	104.132	3.79	2.53	2.08	100,000	-0.58	1.88	1.924	Sr Unsecured
XS1843443356	TURKEY 4.625 25	4.63	31/03/25	1,250	105.416	105.148	105.685	4.38	3.25	3.11	100,000	-0.85	3.98	3.532	Sr Unsecured
XS1629918415	TURKEY 3.25 25	3.25	14/06/25	1,000	100.336	99.970	100.701	2.41	3.26	3.07	100,000	-0.67	5.44	3.832	Sr Unsecured
XS1909184753	TURKEY 5.2 26	5.20	16/02/26	1,500	107.259	107.013	107.506	0.34	3.62	3.52	100,000	-1.72	4.06	4.328	Sr Unsecured

Özel Sektör Eurotahvilleri

Finansal Kuruluşlar

XS1403416222	VAKBN 2.375 21	2.38	04/05/21	500	100.203	99.966	100.441	2.03	2.56	-0.65	100,000	-0.05	0.25	0.145	Secured
--------------	----------------	------	----------	-----	---------	--------	---------	------	------	-------	---------	-------	------	-------	---------

Finans Dışı

Trk Eurotahvilleri

İŞ YATIRIM [Rapor Terimlerini Açıklayıcı Dokman](#)

Tanım	Enstrman	Kupon	Vade ↓	İhraç Byklğ (milyar)	Son	Alış Fiyatı	Satış Fiyatı	Birikmiş Faiz	Alış Getiri (%)	Satış Getiri (%)	Minimum İşlem Byklğ	Fiyat Performansı		Dur.	Payment Rank	
												1A(Δ %)	1Y(Δ %)			
*Vadelerine gre sıralanmıştır.																
XS1109959467	ACKAF 3.875 21	3.88	16/09/21	350	101.416	101.116	101.716	1.88	1.66	0.53	100,000	-0.44	0.17	0.512	Sr Unsecured	

Yurtdışı Devlet ve Özel Sektör Eurotahvilleri

*Vadelerine göre sıralanmıştır.

Kodu	Enstrüman	Ülke	Kpn	Vade ↑	İhraç Büyüklüğü (mlr)	Alış Fiyatı	Satış Fiyatı	Birikmiş Faiz	Alış Getiri (%)	Satış Getiri (%)	Minimum İşlem Büyüklüğü	Fiyat Performansı		Dur.	Payment Rank
												1A(Δ %)	1Y(Δ %)		
USD Cinsi															
USP16259AB20	BBVASM 6.5 21	MEXICO	6.50	10/03/21	750	99.942	100.341	3.23	31.78	-105.67	150,000	-0.33	-2.60	0.00	Subordinated
USY7138AAA89	PERTIJ 5.25 21	INDONESIA	5.25	23/05/21	391	100.816	101.153	1.59	1.09	-0.58	200,000	-0.31	-2.79	0.20	Sr Unsecured
US46556MAF95	ITAU 5.65 22	BRAZIL	5.65	19/03/22	1,250	103.299	103.889	2.72	2.36	1.78	200,000	-1.19	-0.23	0.97	Subordinated
USG1315RAG68	BRASKM 5.375 22	CAYMAN ISLANDS	5.38	02/05/22	289	103.997	104.708	1.94	1.81	1.20	200,000	-0.94	-1.03	1.09	Sr Unsecured
XS0800346362	GRAIL 7.75 22	GEORGIA	7.75	11/07/22	500	106.038	107.598	1.31	3.08	1.94	200,000	-0.34	-2.22	1.27	Sr Unsecured
XS0809571739	SAFTRA 4 22	SOUTH AFRICA	4.00	26/07/22	1,000	102.109	102.977	0.51	2.43	1.79	200,000	-0.07	1.78	1.33	Sr Unsecured
US03512TAC53	ANGSJ 5.125 22	ISLE OF MAN	5.13	01/08/22	750	104.429	105.234	0.58	1.87	1.30	1,000	-0.97	-0.52	1.34	Sr Unsecured
XS0867478124	HSBKKZ 5.5 22	KAZAKHSTAN	5.50	21/12/22	0	100.261	101.187	0.00	-0.40	-69.98	1	0.24	-0.09		Sr Unsecured
XS0863524277	TAQAUH 3.625 23	UAE	3.63	12/01/23	1,250	104.879	105.426	0.60	0.93	0.64	200,000	-0.58	0.71	1.78	Sr Unsecured
US71654QBG64	PEMEX 3.5 23	MEXICO	3.50	30/01/23	1,144	100.984	101.656	0.41	2.96	2.59	10,000	-0.73	8.36	1.81	Sr Unsecured
XS0903465127	SOIAZ 4.75 23	AZERBAIJAN	4.75	13/03/23	1,000	105.391	106.182	2.36	1.99	1.60	200,000	-0.78	4.10	1.88	Sr Unsecured
US71647NAF69	PETBRA 4.375 23	NETHERLANDS	4.38	20/05/23	932	105.003	105.797	1.36	2.03	1.67	2,000	-1.99	4.17	2.07	Sr Unsecured
USP30179AM09	CFELEC 4.875 24	MEXICO	4.88	15/01/24	1,250	108.961	109.730	0.77	1.63	1.37	200,000	-0.92	1.36	2.67	Sr Unsecured
US836205AQ75	SOAF 4.665 24	SOUTH AFRICA	4.67	17/01/24	1,500	105.484	105.961	0.71	2.65	2.48	100,000	-2.02	2.41	2.66	Sr Unsecured
US10553YAF25	BRASKM 6.45 24	CAYMAN ISLANDS	6.45	03/02/24	750	109.258	110.038	0.70	3.08	2.81	200,000	-1.29	1.05	2.65	Sr Unsecured
US71647NAM11	PETBRA 6.25 24	NETHERLANDS	6.25	17/03/24	795	111.493	112.267	3.04	2.28	2.03	2,000	-2.34	3.46	2.71	Sr Unsecured
XS1044540547	AZERBJ 4.75 24	AZERBAIJAN	4.75	18/03/24	1,250	108.879	109.691	2.30	1.72	1.46	200,000	-0.67	4.82	2.78	Sr Unsecured
USP16259AK29	BBVASM 4.375 24	MEXICO	4.38	10/04/24	750	108.576	109.352	1.85	1.51	1.27	150,000	-0.19	2.53	2.86	Sr Unsecured
US105756AR10	BRAZIL 8.875 24	BRAZIL	8.88	15/04/24	1,029	123.233	124.300	3.62	1.20	0.89	1,000	-0.40	-2.58	2.73	Sr Unsecured
US31572UAE64	FIBRBZ 5.25 24	CAYMAN ISLANDS	5.25	12/05/24	353	110.524	111.333	1.75	1.81	1.57	2,000	0.41	3.75	2.91	Sr Unsecured
USP1905CAE05	BRFSBZ 4.75 24	BRAZIL	4.75	22/05/24	295	105.185	106.019	1.45	3.03	2.77	200,000	-1.77	4.19	2.94	Sr Unsecured
XS1075401726	EMAARM 4.564 24	CAYMAN ISLANDS	4.56	18/06/24	750	106.023	107.004	1.06	2.63	2.32	200,000	-0.25	1.59	3.03	Sr Unsecured
XS1120709669	KAZAKS 3.875 24	KAZAKHSTAN	3.88	14/10/24	1,500	109.543	110.151	1.59	1.15	0.99	200,000	-1.17	2.32	3.35	Sr Unsecured
US06120TAA60	BCHINA 5 24	CHINA	5.00	13/11/24	3,000	112.291	112.637	1.65	1.54	1.45	200,000	-0.31	1.62	3.36	Subordinated
US105756BV13	BRAZIL 4.25 25	BRAZIL	4.25	07/01/25	4,300	106.564	107.058	0.77	2.44	2.31	200,000	-2.51	-2.92	3.53	Sr Unsecured
USP2253TJE03	CEMEX 5.7 25	MEXICO	5.70	11/01/25	321	102.084	102.442	0.97	5.09	4.99	200,000	0.08	4.34	0.04	1st lien
US91087BAA89	MEX 3.6 25	MEXICO	3.60	30/01/25	1,826	109.142	109.507	0.42	1.18	1.09	200,000	-2.10	4.02	3.66	Sr Unsecured
XS1187065443	ESKOM 7.125 25	SOUTH AFRICA	7.13	11/02/25	1,250	103.629	104.561	0.61	6.07	5.80	200,000	-2.53	8.39	3.40	Sr Unsecured
XS1263054519	KAZAKS 5.125 25	KAZAKHSTAN	5.13	21/07/25	2,500	116.100	116.711	0.73	1.31	1.18	200,000	-1.58	2.05	3.97	Sr Unsecured
USP989MJBEO4	YPFDAR 8.5 25	ARGENTINA	8.50	28/07/25	1,132	68.321	69.644	1.04	19.60	19.01	1,000	-5.09	-3.66	3.26	Sr Unsecured
US836205AR58	SOAF 5.875 25	SOUTH AFRICA	5.88	16/09/25	2,000	110.379	110.793	2.87	3.38	3.28	200,000	-2.83	2.57	3.92	Sr Unsecured
XS1301525207	ALBRK 9.371 25	CAYMAN ISLANDS	9.37	30/11/25	250	101.264	102.857	2.66	9.03	8.62	200,000	0.21	2.29	3.93	Subordinated
XS1323608635	KFINKK 7.9 26	CAYMAN ISLANDS	7.90	17/02/26	0	99.503	100.490	0.00	0.00	0.00	200,000				
XS1319820897	SGCAZE 6.875 26	AZERBAIJAN	6.88	24/03/26	2,000	119.191	119.959	3.21	2.76	2.62	200,000	-1.40	4.48	4.27	
US105756AE07	BRAZIL 10.125 27	BRAZIL	10.13	15/05/27	765	141.955	142.777	3.29	2.70	2.58	1,000	-0.59	-1.69	4.87	Sr Unsecured
XS1706923148	FCFIN 7.25 27	NETHERLANDS	7.25	09/11/27	150	100.184	101.401	2.48	6.35	6.13	200,000	0.60	1.59	1.73	Subordinated
XS1196496688	SOIAZ 6.95 30	AZERBAIJAN	6.95	18/03/30	750	125.043	126.264	3.36	3.66	3.52	200,000	-2.76	6.33	6.91	Sr Unsecured
US040114GL81	ARGENT 8.28 33	ARGENTINA	8.28	31/12/33	0	51.858	53.457	0.00	12.16	11.74	1	-0.17	15.80		Sr Unsecured
US105756BB58	BRAZIL 8.25 34	BRAZIL	8.25	20/01/34	1,369	129.859	130.813	1.19	5.06	4.98	1,000	-7.27	-9.04	8.63	Sr Unsecured
US040114GK09	ARGENT 3.75 38	ARGENTINA	3.75	31/12/38	290	42.068	43.790	0.00	12.23	11.81	1	-1.37	14.09	7.76	Sr Unsecured
USP98088AA83	VOTORA 7.25 41	LUXEMBOURG	7.25	05/04/41	610	128.373	129.063	3.16	4.99	4.95	200,000	-7.16	-0.05	11.64	Sr Unsecured
USG21895AC44	CNPCC 5.95 41	BRITISH VIRGIN	5.95	28/04/41	500	134.172	135.716	2.21	3.56	3.47	200,000	-3.46	-11.97	13.11	Sr Unsecured
US836205AS32	SOAF 5.375 44	SOUTH AFRICA	5.38	24/07/44	1,000	90.106	90.740	0.72	6.18	6.13	200,000	-6.36	-2.84	12.77	Sr Unsecured
XS1120709826	KAZAKS 4.875 44	KAZAKHSTAN	4.88	14/10/44	1,000	121.652	122.755	2.00	3.52	3.46	200,000	-6.52	-4.06	15.10	Sr Unsecured
XS1263139856	KAZAKS 6.5 45	KAZAKHSTAN	6.50	21/07/45	1,500	144.452	145.524	0.92	3.71	3.66	200,000	-6.87	-4.41	14.48	Sr Unsecured
US91086QBF46	MEX 4.6 46	MEXICO	4.60	23/01/46	2,541	102.138	102.684	0.63	4.46	4.42	200,000	-8.49	-7.93	15.09	Sr Unsecured
US71647NAN93	PETBRA 6.85 2115	NETHERLANDS	6.85	05/06/15	2,199	100.854	101.910	1.85	6.79	6.72	2,000	-15.27	-10.81	14.33	Sr Unsecured

Devlet İ Borlanma Senetleri

İŐ YATIRIM

Rapor Terimleri

Tanım	Kpn%	Vade Tarihi ↓	İhrac Tarihi	Vadeye kalan (ay/yıl)	İhrac (mn TL)	Hacim (mnTL)			Aynı Gün Valörlü Son İşlem Tarihi	Son Temiz Fiyat	Birikmiş Faiz	Basit Faiz (%)	Bileşik Faiz (%)	Faiz Değ.(Δbp)			3ay Bant				Dur.	Konv.	PVBP * 100
						1G	1H	3A St.dev						1G	1H	3A	Min(%)	Mak(%)	Ort(%)	Z-skor			
İskontolu Tahviller																							
TRT140421T13		14/04/21	15/01/20	1 m	6.027	0.0	13.8	0.56	09/03/21	98.590		14.50	15.49	0	-48	13.99	16.13	15.11	0.67	0.09	0.00	0.09	
TRT090621T18		09/06/21	11/03/20	3 m	23.706	11.6	230.8	1.31	10/03/21	96.581		14.20	14.97	0		11.56	16.23	14.56	0.32	0.23	0.00	0.23	
TRT180821T15		18/08/21	22/07/20	5 m	1.705	0.9	11.5	1.71	22/02/21	93.685		13.90	14.40	17		9.57	15.24	11.97	1.42				
TRT130422T13		13/04/22	20/01/21	13 m	1.950	25.4	61.4	0.33	10/03/21	84.641		16.60	16.48	5	91	15.19	16.48	15.52	2.90	1.01	0.01	0.78	

Sabit Kuponlu Tahviller

TRT210421T14	10.45	21/04/21	24/04/19	1 m	16.358	0.0	8.1	0.93	10/03/21		8.10					11.92	16.96	14.82		0.10	0.00	0.12	
TRT220921T18	4.6	22/09/21	28/09/16	7 m	17.910	3.0	248.5	0.57	10/03/21	96.450	4.27	16.36	17.03	-7	49	106	14.15	17.12	15.63	2.45	0.47	0.00	0.48
TRT201021T25	6.9	20/10/21	23/10/19	7 m	27.160	0.0	24.4	1.83	10/03/21		5.35						9.48	17.03	14.66		0.53	0.01	0.56
TRT120122T17	4.75	12/01/22	25/01/12	10 m	10.586	1.4	48.1	1.04	10/03/21	94.800	1.49	16.27	16.93	-9	90		12.88	17.02	14.99	1.86	0.76	0.01	0.73
TRT020322T17	5.5	02/03/22	08/03/17	12 m	16.836	0.5	33.5	0.86	10/03/21	95.500	0.24	16.13	16.78	15	117	161	13.09	16.78	14.99	2.09	0.88	0.01	0.84
TRT040522T13	4.5	04/05/22	06/05/20	14 m	20.609	116.3	605.7	0.65	09/03/21	93.000	3.12	15.84	16.47	4	96	155	13.53	16.47	14.84	2.51	1.00	0.02	0.97
TRT170822T15	5.35	17/08/22	23/08/17	17 m	15.300	9.4	80.9	0.76	10/03/21	93.380	0.65	16.00	16.64	1		167	13.25	16.64	14.61	2.65	1.25	0.02	1.19
TRT140922T17	4.25	14/09/22	26/09/12	18 m	10.771	10.4	136.2	0.70	10/03/21	90.750	4.11	15.58	16.19	-7	102	184	13.11	16.34	14.47	2.46	1.28	0.02	1.22
TRT091122T10	6.95	09/11/22	11/11/20	20 m	7.553	3.1	15.4	0.60	09/03/21	97.400	4.54	15.69	16.31	-6		162	13.43	16.37	14.64	2.79	1.37	0.03	1.40
TRT180123T10	6.1	18/01/23	24/01/18	23 m	19.629	38.5	630.1	0.62	10/03/21	94.568	1.68	15.67	16.28	5	144	191	13.06	16.28	14.37	3.10	1.56	0.03	1.51
TRT080323T10	3.55	08/03/23	20/03/13	24 m	16.985	66.6	180.9	0.74	09/03/21	85.700		15.71	16.33	1	147		13.03	16.33	14.36	2.67	1.74	0.04	1.50
TRT140623T19	8.1	14/06/23	20/06/18	28 m	10.660	17.3	234.6	0.64	09/03/21	101.100	3.74	15.57	16.18	-5	135	215	13.08	16.23	14.20	3.08	1.77	0.04	1.87
TRT270923T11	4.4	27/09/23	09/10/13	31 m	12.935	5.0	65.7	1.01	10/03/21	86.500	3.92	15.37	15.96	15		187	11.01	15.96	13.78	2.15	2.05	0.06	1.87
TRT181023T19	10.05	18/10/23	24/10/18	32 m	2.601	0.6	43.5	1.40	10/03/21	111.600	7.79	14.58	15.11	18			9.90	15.40	12.83	1.64	1.89	0.05	2.29
TRT200324T13	5.2	20/03/24	02/04/14	37 m	7.586	1.4	8.1	0.67	10/03/21	89.300	4.83	14.90	15.46	16	131		11.99	15.46	13.77	2.51	2.32	0.07	2.22
TRT240724T15	4.5	24/07/24	06/08/14	41 m	19.469	0.4	30.5	0.65	10/03/21	84.850	1.06	14.84	15.39	16	130	153	12.22	15.39	13.61	2.76	2.69	0.09	2.35
TRT120325T12	4	12/03/25	25/03/15	49 m	18.868	4.2	75.3	0.65	10/03/21	80.200	3.87	14.70	15.24	1	109	146	12.20	15.24	13.64	2.47	3.02	0.12	2.58
TRT011025T16	6.3	01/10/25	07/10/20	56 m	12.484	204.7	2,021.7	0.57	10/03/21	94.000	5.37	14.43	14.95	-3	91	123	12.05	15.05	13.46	2.62	3.11	0.13	3.14
TRT110226T13	5.3	11/02/26	24/02/16	60 m	24.876	2.6	412.8	0.69	10/03/21	87.300	0.64	14.26	14.77	-5	80	156	11.55	14.82	13.19	2.29	3.55	0.16	3.17
TRT240227T17	5.5	24/02/27	08/03/17	73 m	16.108	15.3	68.0	0.64	10/03/21	86.975	0.24	14.31	14.82	0	89	134	11.87	14.85	13.33	2.31	4.03	0.21	3.59
TRT110827T16	5.25	11/08/27	23/08/17	78 m	18.789	0.4	207.7	0.63	10/03/21	85.600	0.63	13.96	14.45	0	76	120	11.82	14.59	13.17	2.04	4.27	0.24	3.75
TRT080328T15	6.2	08/03/28	21/03/18	85 m	10.587	0.5	67.7	0.63	10/03/21	93.299	6.00	13.92	14.40	2	84	109	11.85	14.68	13.26	1.81	4.13	0.25	4.19
TRT131130T14	5.85	13/11/30	25/11/20	118 m	19.471	83.9	2,493.2	0.35	10/03/21	90.350	3.41	13.50	13.96	-4	48	72	12.25	14.03	13.12	2.40	5.15	0.39	4.96

Değışken Faizli Tahviller

TRT190521T17	5.18	19/05/21	28/05/14	2 m	12.522	20.3	59.1	1.11	31/12/20	98.806	1.34					9.22	11.86	10.55		0.38	0.00	0.35
TRT200422T14	4.44	20/04/22	29/04/15	14 m	12.604	10.1	99.9		31/12/20	97.800	1.83									0.37	0.00	0.28
TRT050624T19	4.86	05/06/24	14/06/17	39 m	12.739	0.5	5.4		31/12/20	98.001	0.69									0.59	0.01	0.40
TRT020725T10	4.71	02/07/25	11/07/18	52 m	2.833	0.6	0.7		31/12/19	100.000	10.00									0.40	0.01	0.02
TRT060825T15	4.36	06/08/25	15/08/18	54 m	18.085	19.8	154.7		08/06/20	98.100	3.51									0.41	0.01	0.18
TRT041126T11	6.67	04/11/26	13/11/19	69 m	17.499	4.5	60.3		24/11/20	99.900	0.51									0.09	0.00	0.44
TRT050527T17	6.67	05/05/27	13/05/20	75 m	20.009	1.0	2.3		30/09/20	99.000	3.68									0.33	0.01	0.11
TRT171127T15	6.77	17/11/27	25/11/20	81 m	4.440																	

**TÜFE'ye Endeksli
Tahviller**

TRT210721T11	1.5	21/07/21	03/08/11	4 m	9.304	174.9	417.4	0.65	08/03/21	100.743	0.40	0.96	0.96	14	5		-0.92	1.44	0.36	0.92	0.35	0.00	0.48
--------------	-----	----------	----------	-----	-------	-------	-------	------	----------	---------	------	------	------	----	---	--	-------	------	------	------	------	------	------

Devlet İ Borlanma Senetleri

İŐ YATIRIM

Rapor Terimleri

Tanım	Kpn%	Vade Tarihi ↓	İhrac Tarihi	Vadeye kalan (ay/yıl)	İhrac (mn TL)	Hacim (mnTL)			Aynı Gün Valörlü Son İşlem Tarihi	Son Temiz Fiyat	Birikmiş Faiz	Basit Faiz (%)	Bileşik Faiz (%)	Faiz Değ.(Δbp)			3ay Bant				Dur.	Konv.	PVBP * 100
						1G	1H	3A St.dev						1G	1H	3A	Min(%)	Mak(%)	Ort(%)	Z-skor			
TRT230222T13	1.5	23/02/22	07/03/12	12 m	9.800	0.0	432.2	0.93	05/03/21	101.400	0.10	1.55	1.56	-4	-0.01	4.00	2.09	-0.57	1.04	0.02	1.21		
TRT261022T10	1.0	26/10/22	07/11/12	20 m	10.355	0.0	24.1	0.88	18/02/21		0.63				0.43	4.55	2.81		1.68	0.04	2.05		
TRT030523T13	0.5	03/05/23	15/05/13	26 m	15.328	0.0	7.5	0.82	27/01/21	98.000	0.23	1.90	1.91	0	0.65	4.36	2.51	-0.73					
TRT020823T11	1.5	02/08/23	14/08/13	29 m	8.477	1.2	13.6	0.73	31/12/20	103.200	1.25	1.73	1.74		-19	1.03	4.42	2.88	-1.55	2.45	0.08	2.82	
TRT081123T10	1.4	08/11/23	20/11/13	32 m	8.497	1.1	19.7	0.72	31/12/20	102.150	0.42	2.00	2.01	21	1.28	4.24	3.01	-1.38	2.69	0.10	3.07		
TRT100124T17	2.1	10/01/24	16/01/19	35 m	13.041	0.7	8.2	0.93	31/12/20	107.200	2.00	1.75	1.76	26	1.50	4.14	3.15	-1.50	2.75	0.10	1.87		
TRT080524T17	1.2	08/05/24	21/05/14	38 m	5.745	0.0	8.3	0.58	27/01/21	100.600	0.51	2.21	2.22	0	1.48	4.27	2.85	-1.08					
TRT050624T35	2.1	05/06/24	12/06/19	39 m	9.221	0.7	37.3	0.81	28/01/21	106.100	0.57	2.21	2.22	47	-174	1.54	4.05	2.93	-0.87				
TRT180924T11	1.0	18/09/24	01/10/14	43 m	8.054	1.0	6.4	0.72	27/01/21	99.100	0.70	2.26	2.27		6	1.51	4.44	2.95	-0.95				
TRT061124T11	1.6	06/11/24	13/11/19	45 m	7.137	0.6	23.5	0.50	31/12/20	105.450	0.47	1.73	1.74	-40	1.56	3.28	2.60	-1.74	3.48	0.15	2.19		
TRT290125T15	1.2	29/01/25	05/02/20	47 m	12.020	0.6	6.9	0.25	15/02/21	100.375	0.08	2.26	2.27	3	1	1.61	2.52	2.13	0.56	3.63	0.17	2.16	
TRT160425T17	1.0	16/04/25	29/04/15	50 m	8.822	1.0	16.0	0.65	28/01/21	98.900	0.55	2.27	2.28	44		1.60	4.44	2.98	-1.08				
TRT180625T13	0.8	18/06/25	24/06/20	52 m	10.939	0.0	7.5	0.25	26/02/21		0.28					1.58	2.66	2.17		3.82	0.18	2.23	
TRT140126T11	1.4	14/01/26	27/01/16	59 m	11.401	1.0	7.1	0.48	19/02/21	101.700	0.24	2.33	2.34			1.70	4.23	2.90	-1.18				
TRT070727T13	1.5	07/07/27	19/07/17	77 m	13.623	0.8	10.0	0.72	19/02/21	103.000	0.32	2.39	2.40		-3	-12	1.85	4.60	3.46	-1.48	5.28	0.34	4.90
TRT120128T11	1.5	12/01/28	24/01/18	83 m	11.833	9.6	85.0	1.00	27/01/21	102.800	0.06	2.46	2.48	-3		1.90	5.93	3.36	-0.88	5.72	0.40	4.95	
TRT280628T18	1.7	28/06/28	11/07/18	89 m	17.559	0.8	28.0	0.63	31/12/20	105.300	1.63	2.50	2.52	2	-7	1.94	4.21	2.92	-0.64	6.10	0.45	5.00	
TRT080530T19		08/05/30	20/05/20		25.599																		

Kamu Kira Sertifikası

TRD160621T17	10.6	16/06/21	19/06/19	3 m	1.606	0.7	6.6	0.93	10/03/21	101.525	4.93	14.55	15.34	6	-40	85	11.88	15.82	14.42	0.99	0.25	0.00	0.27
TRD140721T18	4.7	14/07/21	20/07/16	4 m	0.908	0.0	2.2	1.40	05/03/21		1.40						9.73	16.89	13.55		0.33	0.00	0.34
TRD180821T13	7.4	18/08/21	21/08/19	5 m	0.847	0.0	0.0	1.44	10/03/21	99.985	0.90	14.75	15.36			78	8.78	16.01	13.66	1.18	0.41	0.00	0.42
TRD151221T10	5.8	15/12/21	18/12/19	9 m	1.948	0.5	4.4	0.65	10/03/21	98.572	2.69	13.45	13.90	0			12.61	15.72	13.56	0.52	0.69	0.01	0.70
TRD260122T19	4.9	26/01/22	29/01/20	11 m	2.926	0.0	4.1	0.56	10/03/21		1.15						12.66	15.52	13.89		0.80	0.01	0.79
TRD090222T19	4.9	09/02/22	12/02/20	11 m	2.205	0.0	13.2	2.28	22/02/21		0.35						7.90	15.29	12.03		0.88	0.01	0.86
TRD230322T10	5.3	23/03/22	25/03/20	13 m	0.600	1.7	13.0	2.23	22/02/21	97.942	4.48	12.73	13.14	0			8.36	15.01	11.49	0.74	0.94	0.01	0.97
TRD110522T12	4.7	11/05/22	13/05/20	14 m	6.457	0.0	2.0	2.36	29/01/21		2.12						8.16	14.75	12.04				
TRD060722T17	4.8	06/07/22	08/07/20	16 m	1.096	1.0	11.5	2.06	10/03/21	95.192	1.67	13.55	14.01		0	-49	9.13	14.77	13.10	0.44	1.17	0.02	1.14
TRD100822T10	5.4	10/08/22	16/08/17	17 m	1.184	0.0	3.1	0.92	10/03/21		0.86						10.57	15.44	14.17		1.25	0.02	1.22
TRD080223T19		08/02/23	10/02/21	23 m	1.468	0.0	6.9	0.19	10/03/21		1.11						13.99	14.32	14.21		1.61	0.04	1.65

Özel Sektör Tahvilleri (TL)

İŞ YATIRIM

Rapor Terimleri

Kodu	Enstrüman	Kpn	Vade ↑	İhraç T.	Kpn Sıklık	Bir son. kupon t.	Toplam İhrac	Aynı Gün Valörlü Son İşlem Tarihi	Temiz Fiyat	Birikmiş Faiz	Getiri (%)	FaizΔ Son İki İşgünü			Fiyat Değ.			Hacim Ort.		Dur.	Konv.	PVB/P * 100
												1G(Δ)	1H(Δ)	3A(Δ)	1G(Δ)	1H(Δ)	3A(Δ)	1H	3A			
Özkaynak Hes.Dahil Borç.Araçları																						
TRSTISB72712	Türkiye İş Bankası A.Ş.	16.21	27/07/27	08/08/17	4	04/05/2021	1,100.00	09/03/21		1.60								1.31	2.61			0.15
TRSVKFB92719	Türkiye Vakıflar Bankası	16.63	06/09/27	18/09/17	4	15/03/2021	525.00	26/01/21	106.000					6				1.23	1.12			
TRSTHALE2716	Türkiye Halk Bankası	16.44	22/10/27	20/10/17	12	02/04/2021	1,000.00	05/02/21										8.53	1.46			
TRSSKBKA2716	Şekerbank T.A.Ş.	17.40	10/12/27	22/12/17	12	19/03/2021	300.00	04/03/21		0.76								0.08	1.58	-0.51	0.001	0.04
TRSSKBK52818	Şekerbank T.A.Ş.	17.40	11/05/28	24/05/18	12	19/03/2021	150.00	07/07/20										0.00	0.78			
TRSTHAL62811	Türkiye Halk Bankası	14.10	04/07/28	03/07/18	2	30/06/2021	1,950.00	17/02/20	99.957	1.85	14.6							0.15	0.01			
TRSTHAL92826	Türkiye Halk Bankası	12.79	13/09/28	26/09/18	2	24/03/2021	2,979.80															
TRSEXIM92818	Türkiye İhracat Kredi İ	12.54	14/09/28	27/09/18	2	25/03/2021	2,901.76															
TRSFIBA10016	Fibabanka A.Ş.	24.27	12/03/29	20/03/19	4	17/03/2021	100.00															
TRSTISB62911	Türkiye İş Bankası A.Ş.	17.27	06/06/29	19/06/19	4	17/03/2021	800.00	09/03/21	100.400	3.97				0				0.89	0.62	0.13	0.005	0.02
TRSYKKB62914	Yapı Ve Kredi Bankası	17.94	20/06/29	03/07/19	4	31/03/2021	500.00	09/03/21		3.44								0.24	0.27			0.06
TRSTISB92918	Türkiye İş Bankası A.Ş.	16.09	13/09/29	26/09/19	4	25/03/2021	350.00	08/02/21	99.500									0.03	0.07			
TRSVKFB92925	Türkiye Vakıflar Bankası	15.62	14/09/29	27/09/19	4	26/03/2021	725.00	05/02/21	101.089				1.089					0.78	0.13			
TRSYKKB92911	Yapı Ve Kredi Bankası	18.71	20/09/29	03/10/19	4	01/04/2021	300.00	25/01/21	101.000				0					0.45	0.03			
TRSGRANE2915	Türkiye Garanti Bankası	18.63	07/10/29	09/10/19	4	07/04/2021	252.88	07/10/20	101.900				1.15					1.16	0.21			
TRSSKBKA0017	Şekerbank T.A.Ş.	18.74	28/11/29	11/12/19	4	09/06/2021	250.00	21/10/20										0.00	0.00			
TRSGRAN23013	Türkiye Garanti Bankası	19.69	14/02/30	14/02/20	4	14/05/2021	750.00	05/02/21										2.36	0.98			

Kira Sertifikaları (Kot İçi)

TRDZKVK32112	Ziraat Katılım Varlık K	16.95	11/03/21	04/12/20		11/03/2021	600.00	10/03/21	99.996	4.46	19.26	-1	-20	0.004	0.031			2.13	0.99	0.00	0.000	0.00
TRDABVK32114	Aktif Bank Sukuk Varl	10.03	12/03/21	13/03/20		12/03/2021	50.00	10/03/21		9.97								0.84	0.07	0.00	0.000	0.00
TRDTFVK32123	Türkiye Finans Varlık	0.00	17/03/21	11/12/20		17/03/2021	400.00	04/03/21										0.23	0.27	0.03	0.000	0.03
TRDZKVK32120	Ziraat Katılım Varlık K	17.10	19/03/21	17/12/20		19/03/2021	210.00	26/02/21	100.071	3.47	16.5	0		-0.079				10.92	0.85	0.05	0.000	0.05
TRDNVKA32119	Nurol Varlık Kiralama	17.50	22/03/21	21/12/20		22/03/2021	50.00	08/03/21		3.74								0.00	0.00			
TRDABVK32122	Aktif Bank Sukuk Varl		23/03/21	26/06/20			22.50	10/03/21										0.00	0.00	0.03	0.000	0.03
TRDTFVK32131	Türkiye Finans Varlık	0.00	24/03/21	08/01/21		24/03/2021	650.00	13/01/21	99.945		19.65							2.86	0.22			
TRDHVKA32145	Halk Varlık Kiralama A	15.25	24/03/21	11/11/20		24/03/2021	60.00	19/02/21	99.700	4.30	19.4							1.33	0.11	0.08	0.000	0.08
TRDKTVK32123	Kuveyt Türk Kira Serti	17.00	24/03/21	23/12/20		24/03/2021	250.00	09/03/21		3.59								1.06	0.15	0.04	0.000	0.04
TRDVVRK32157	Vakıf Varlık Kiralama	18.00	25/03/21	08/01/21		25/03/2021	375.00	10/02/21	100.084		18.33							0.15	0.01			
TRDVVRK32132	Vakıf Varlık Kiralama	16.75	25/03/21	09/12/20		25/03/2021	270.00	10/03/21		4.22								0.01	0.75	0.04	0.000	0.04
TRDZKVK32138	Ziraat Katılım Varlık K	17.10	26/03/21	18/12/20		26/03/2021	700.00	10/03/21	99.954	3.89	19.03							0.34	0.29	0.04	0.000	0.04
TRDTFVK32115	Türkiye Finans Varlık	12.50	31/03/21	02/09/20	12	31/03/2021	500.00	13/01/21	98.847		19.67	-51		0.121				12.25	1.09	0.02	0.001	0.02
TRDBRKT32161	Bereket Varlık Kiralar	17.85	31/03/21	20/01/21		31/03/2021	150.00															
TRDBRKT32195	Bereket Varlık Kiralar	17.40	31/03/21	28/01/21		31/03/2021	275.00															
TRDHVKA32160	Halk Varlık Kiralama A	17.10	31/03/21	09/12/20		31/03/2021	100.00	05/03/21		4.17								1.38	0.20	0.06	0.000	0.06
TRDHVKA32137	Halk Varlık Kiralama A	13.50	31/03/21	03/11/20		31/03/2021	50.00	08/03/21		4.66								0.00	0.00	0.06	0.000	0.06
TRDVVRK42115	Vakıf Varlık Kiralama	12.50	02/04/21	18/09/20		02/04/2021	300.00	10/03/21		5.96								0.01	1.01	0.06	0.000	0.06
TRDHVKA42128	Halk Varlık Kiralama A	17.40	06/04/21	23/12/20		06/04/2021	46.00	10/02/21	99.987		18.38	19		-0.032				0.57	0.05			
TRDYVKS42117	Yatırım Varlık Kiralam	19.90	07/04/21	23/10/20		07/04/2021	35.00	24/02/21		6.82								0.00	0.00	0.10	0.001	0.12
TRDHVKA42110	Halk Varlık Kiralama A	17.75	07/04/21	16/12/20		07/04/2021	40.00	08/03/21		4.04								0.42	0.06			
TRDBRKT42137	Bereket Varlık Kiralar	0.00	09/04/21	20/01/21		09/04/2021	450.00	08/03/21										0.14	0.01			
TRDBRKT42152	Bereket Varlık Kiralar	0.00	09/04/21	28/01/21		09/04/2021	100.00	26/02/21										0.00	0.00	0.11	0.001	0.11
TRDTFVK42114	Türkiye Finans Varlık	12.50	09/04/21	09/09/20		09/04/2021	450.00	29/01/21	98.818	4.97	19.36							0.52	0.32	0.17	0.001	0.18
TRDVVRK42149	Vakıf Varlık Kiralama	17.50	09/04/21	02/02/21		09/04/2021	475.00	04/03/21		1.49								0.00	0.00			
TRDABVK42113	Aktif Bank Sukuk Varl	18.40	09/04/21	08/01/21		09/04/2021	100.00	29/01/21	100.039		19.36	-30		0.039				0.38	0.03			
TRDZKVK42111	Ziraat Katılım Varlık K	18.10	14/04/21	06/01/21		14/04/2021	350.00	10/03/21		3.17								1.07	0.68	0.09	0.000	0.09
TRDBRKT42129	Bereket Varlık Kiralar	0.00	15/04/21	15/01/21		15/04/2021	650.00	10/03/21	100.000		19.26	-1	-4	0	0			6.01	2.20			
TRDKTVK42114	Kuveyt Türk Kira Serti	17.50	21/04/21	27/01/21		21/04/2021	400.00	09/03/21		2.01								0.22	0.02	0.11	0.001	0.12
TRDTFVK42122	Türkiye Finans Varlık	0.00	21/04/21	09/10/20		21/04/2021	500.00	03/02/21	98.839		19.28	4		0.215				7.23	0.83			

Özel Sektör Tahvilleri (TL)

İŞ YATIRIM

Rapor Terimleri

Kodu	Enstrüman	Kpn	Vade ↑	İhraç T.	Kpn Sıklık	Bir son. kupon t.	Toplam İhrac	Aynı Gün Valörlü Son İşlem Tarihi	Temiz Fiyat	Birikmiş Faiz	Getiri (%)	FaizΔ Son İki İşgünü			Fiyat Değ.			Hacim Ort.		Dur.	Konv.	PVB/P * 100
												1G(Δ)	1H(Δ)	3A(Δ)	1G(Δ)	1H(Δ)	3A(Δ)	1H	3A			
TRDZVK42129	Ziraat Katılım Varlık K	17.80	28/04/21	26/01/21		28/04/2021	350.00	10/03/21		2.15							2.50	0.81	0.12	0.001	0.13	
TRDHVKA42136	Halk Varlık Kiralama A	18.20	28/04/21	06/01/21		28/04/2021	100.00															
TRDKTVK42130	Kuveyt Türk Kira Serti	17.00	30/04/21	08/02/21		30/04/2021	130.00															
TRDABVK42139	Aktif Bank Sukuk Varl	0.00	30/04/21	02/02/21		30/04/2021	40.00															
TRDABVK42121	Aktif Bank Sukuk Varl	18.00	30/04/21	29/01/21		30/04/2021	50.00															
TRDVVRK42131	Vakıf Varlık Kiralama		30/04/21	22/01/21			250.00	05/03/21	99.913	18.55							11.43	0.89				
TRDBRKT42160	Bereket Varlık Kiralar	17.50	30/04/21	05/02/21		30/04/2021	500.00	08/03/21		1.53							0.01	0.00	0.13	0.001	0.14	
TRDTFVK52121	Türkiye Finans Varlık	0.00	05/05/21	16/12/20		05/05/2021	500.00	19/01/21									0.50	0.79				
TRDBRKT52110	Bereket Varlık Kiralar	0.00	07/05/21	12/02/21		07/05/2021	250.00	09/03/21									0.00	0.00	0.16	0.001	0.16	
TRDNVKA52117	Nurol Varlık Kiralama	18.40	13/05/21	11/12/20		13/05/2021	100.00	02/02/21									0.00	0.00				
TRDZVK52110	Ziraat Katılım Varlık K	17.65	25/05/21	12/02/21		25/05/2021	400.00	10/03/21	99.966	1.31	18.87	1	3	0	-0.01		2.60	0.42	0.19	0.001	0.20	
TRDTFVK52113	Türkiye Finans Varlık	13.25	25/05/21	15/10/20		25/05/2021	800.00	03/03/21		5.08							0.00	1.81	0.21	0.001	0.23	
TRDHVKA52119	Halk Varlık Kiralama A	17.75	26/05/21	03/02/21		26/05/2021	100.00															
TRDYVKS62115	Yatırım Varlık Kiralam	18.68	02/06/21	03/06/20	4	02/06/2021	50.00	15/12/20	100.970	0.67				-0.03			0.67	0.18	-0.04	0.002	0.21	
TRDZVK62119	Ziraat Katılım Varlık K	17.15	17/06/21	17/12/20		17/06/2021	590.00	10/03/21	100.689	3.95	14.7	1		-0.008			0.90	0.11	0.25	0.002	0.27	
TRDEVKS62117	Emlak Katılım Varlık K		29/06/21	25/06/20	4	25/03/2021	100.00	08/03/21									0.10	0.17				
TRDABVK72110	Aktif Bank Sukuk Varl		01/07/21	26/06/20			22.50	10/03/21									0.03	0.00	0.28	0.002	0.28	
TRDTFVK72111	Türkiye Finans Varlık	17.50	28/07/21	29/01/21		28/07/2021	700.00															
TRDYVKS72114	Yatırım Varlık Kiralam	23.00	30/07/21	02/02/21		30/07/2021	50.00	08/02/21									0.15	0.01				
TRDABVK92118	Aktif Bank Sukuk Varl		20/09/21	26/06/20			22.50	09/03/21									0.04	0.01	0.49	0.005	0.46	
TRDABVKA2116	Aktif Bank Sukuk Varl		17/12/21	26/06/20			22.50	09/03/21									0.01	0.00	0.71	0.008	0.61	
TRDYVKS2119	Yatırım Varlık Kiralam	18.81	24/12/21	27/12/19	4	26/03/2021	150.00	09/03/21	100.800	3.87				0.3	0.8		0.22	0.69			0.05	
TRDYVKS32217	Yatırım Varlık Kiralam	18.18	09/03/22	11/03/20	4	09/06/2021	75.00	15/02/21	98.000	3.10							0.14	0.05			0.06	
TRDYVKSE2214	Yatırım Varlık Kiralam	18.55	12/10/22	14/10/20	4	14/04/2021	75.00	09/03/21		2.85							0.38	0.11	0.13	0.011	0.10	
TRDYVKS12326	Yatırım Varlık Kiralam	19.46	12/01/23	15/01/21	4	16/04/2021	70.00	09/03/21	100.000	2.88							0.24	0.02	0.10	0.012	0.10	
TRDABVK43012	Aktif Bank Sukuk Varl	18.74	25/04/30	07/05/20	4	06/05/2021	420.00	05/03/21		1.64							0.00	0.00			4.44	

Finansman Bonoları (Kot içi)

TRFOYMD32124	Oyak Yatırım Menkul		11/03/21	08/01/21			100.00	05/03/21									0.14	0.01	0.01	0.000	0.01	
TRFGLMK32114	Global Menkul Değerl		12/03/21	06/01/21			32.53															
TRFMLPC32112	Mlp Sağlık Hizmetleri		12/03/21	04/09/20			94.74	17/02/21									0.42	0.03				
TRFEKOF32117	Eko Faktoring A.Ş.		12/03/21	22/12/20			15.00	22/02/21	99.084	20.52	4			0.302			0.14	0.01	0.04	0.000	0.05	
TRFTHAL32134	Türkiye Halk Bankası		12/03/21	11/12/20			357.00															
TRFTISB32119	Türkiye İş Bankası A.Ş		15/03/21	13/08/20			512.85										0.00	0.00				
TRFULFK32119	Ulusal Faktoring A.Ş.		15/03/21	17/12/20			20.00	22/02/21	98.933	20.5	-54			0.542			0.21	0.02	0.05	0.000	0.05	
TRFINFM32116	Info Yatırım Menkul D		15/03/21	14/12/20			50.00	13/01/21									1.93	0.15				

Özel Sektör Tahvilleri (TL)

İŞ YATIRIM

Rapor Terimleri

Kodu	Enstrüman	Kpn	Vade ↑	İhraç T.	Kpn Sıklık	Bir son. kupon t.	Toplam İhrac	Aynı Gün Valörlü Son İşlem Tarihi	Temiz Fiyat	Birikmiş Faiz	Getiri (%)	FaizΔ Son İki İşgünü			Fiyat Değ.			Hacim Ort.		Dur.	Konv.	PVB/P * 100
												1G(Δ)	1H(Δ)	3A(Δ)	1G(Δ)	1H(Δ)	3A(Δ)	1H	3A			
TRFSKFH32137	Şeker Faktoring A.Ş.		16/03/21	23/12/20			44.34	25/01/21	97.528		20.04	-245		1.93			0.14	0.01				
TRFSKFH32129	Şeker Faktoring A.Ş.		16/03/21	10/12/20			4.36															
TRFAKYB32113	Aktif Yatırım Bankası		17/03/21	18/03/20			300.00															
TRFISFN32121	İş Finansal Kiralama A.Ş.		17/03/21	17/12/20			60.00															
TRFINFM32124	Info Yatırım Menkul Değerlik A.Ş.		18/03/21	17/12/20			25.00	09/03/21									0.00	0.00	0.02	0.000	0.02	
TRFMCBF32114	Mercedes-Benz Finansal Yatırım A.Ş.		19/03/21	22/09/20			60.00		99.208		14.11						0.07	0.01				
TRFGLMK32130	Global Menkul Değerlik Yatırım A.Ş.	23.00	19/03/21	18/01/21		19/03/2021	3.26															
TRFGLMK32122	Global Menkul Değerlik Yatırım A.Ş.		19/03/21	13/01/21			11.27	23/02/21	98.734		21.38	41		0.952			0.11	0.01	0.06	0.000	0.06	
TRFVKFB32118	Türkiye Vakıflar Bankası T.A.Ş.		19/03/21	20/11/20			158.82															
TRFTHAL32159	Türkiye Halk Bankası		22/03/21	12/01/21			200.00	02/03/21									0.00	0.00	0.05	0.000	0.05	
TRFODEA32147	Odea Bank A.Ş.		22/03/21	25/01/21			258.10															
TRFTPCF32119	Creditwest Faktoring A.Ş.		22/03/21	21/01/21			4.95															
TRFATFK32114	Atılım Faktoring A.Ş.		23/03/21	08/01/21			10.00															
TRFODEA32121	Odea Bank A.Ş.		23/03/21	15/01/21			201.47															
TRFPASH32111	Pasha Yatırım Bankası		23/03/21	08/01/21			42.00															
TRFOYMD32116	Oyak Yatırım Menkul Değerlik A.Ş.		23/03/21	14/12/20			82.00	11/02/21									0.00	0.00				
TRFVFAS32121	Vakıf Faktoring A.Ş.		23/03/21	23/12/20			129.78	01/02/21									0.14	0.01				
TRFSKMD32124	Şeker Yatırım Menkul Değerlik A.Ş.		24/03/21	29/12/20			24.56															
TRFNHOL32112	Nurol Holding A.Ş.	14.75	25/03/21	26/03/20		4 25/03/2021	250.00															
TRFALNF32115	Alternatif Bank A.Ş.		25/03/21	25/11/20			47.20	29/12/20	97.855		17.15						0.41	0.03	0.21	0.001	0.22	
TRFZORN32111	Zorlu Enerji Elektrik Üretim A.Ş.		26/03/21	11/06/20			31.54	25/01/21	97.087		19.7	531		4.771			0.14	0.01	0.15	0.001	0.15	
TRFAKDN32120	Akdeniz Faktoring A.Ş.		26/03/21	28/12/20			17.00	18/01/21	97.139		23.6	1		0.055			0.69	0.05				
TRFZORN32129	Zorlu Enerji Elektrik Üretim A.Ş.		26/03/21	18/09/20			62.09										0.00	0.00				
TRFODEA32139	Odea Bank A.Ş.		26/03/21	20/01/21			62.95															
TRFTHAL32142	Türkiye Halk Bankası		26/03/21	07/01/21			867.00	18/02/21	99.347		17.29						0.29	0.02				
TRFKNTF32117	Kent Faktoring A.Ş.		29/03/21	30/12/20			10.29	17/02/21									0.00	0.00				
TRFODEA32154	Odea Bank A.Ş.		29/03/21	29/01/21			177.45															
TRFFFKR32125	Qnb Finans Menkul Değerlik Yatırım A.Ş.		30/03/21	07/01/21			120.00	26/01/21									0.00	0.00				
TRFSKMD32132	Şeker Yatırım Menkul Değerlik A.Ş.		31/03/21	27/01/21			15.66	03/02/21	97.131		20.89						0.21	0.02				
TRFSKMD32140	Şeker Yatırım Menkul Değerlik A.Ş.		31/03/21	04/02/21			10.31															
TRFNURL32126	Nurol Yatırım Bankası		31/03/21	16/12/20			70.00															
TRFISMD32128	İş Yatırım Menkul Değerlik A.Ş.		31/03/21	01/02/21			150.00		97.478		18.85						8.94	0.70				
TRFODEA32162	Odea Bank A.Ş.		31/03/21	08/02/21			66.75															
TRFINFM32132	Info Yatırım Menkul Değerlik A.Ş.		31/03/21	30/12/20			65.00	09/03/21									0.27	0.11	0.05	0.000	0.06	
TRFDZFK42122	Deniz Faktoring A.Ş.		02/04/21	12/01/21			50.00															
TRFVFAS42112	Vakıf Faktoring A.Ş.		02/04/21	04/01/21			128.18		97.421		20.13						0.03	0.00				
TRFSKFK42148	Şeker Finansal Kiralama A.Ş.		02/04/21	13/01/21			17.21															
TRFSKFK42122	Şeker Finansal Kiralama A.Ş.		02/04/21	08/01/21			28.53															
TRFTAMF42119	Tam Faktoring A.Ş.		02/04/21	09/12/20			47.20	02/03/21									0.00	0.00				
TRFVKFB42141	Türkiye Vakıflar Bankası T.A.Ş.		02/04/21	01/12/20			111.00															
TRFPHCM42119	Phillipcapital Menkul Değerlik Yatırım A.Ş.		05/04/21	04/01/21			60.31	10/03/21									1.57	0.12				
TRFTCMD42128	Tacirler Yatırım Menkul Değerlik A.Ş.		05/04/21	28/12/20			37.00	08/03/21									0.10	0.01				
TRFISGY42117	İş Gayrimenkul Yatırım A.Ş.		06/04/21	04/12/20			100.00															
TRFYAKF42113	Yapı Kredi Faktoring A.Ş.		07/04/21	14/01/21			100.00	01/02/21									0.00	0.00				
TRFSKMD42115	Şeker Yatırım Menkul Değerlik A.Ş.		07/04/21	15/01/21			21.00															
TRFEKOF42116	Eko Faktoring A.Ş.		07/04/21	06/01/21			17.80	15/02/21									0.00	0.00				
TRFISFA42119	İş Faktoring A.Ş.		08/04/21	08/01/21			355.25	05/03/21	98.432		20.44						0.21	0.03	0.08	0.000	0.08	
TRFNURL42117	Nurol Yatırım Bankası		08/04/21	24/12/20			100.00	10/03/21									0.00	0.00	0.07	0.000	0.07	
TRFTBAK42112	Türkisch Bank A.Ş.		09/04/21	28/01/21			14.20															
TRFSKFH42110	Şeker Faktoring A.Ş.		09/04/21	12/01/21			31.35															
TRFDNFK42128	Deniz Finansal Kiralama A.Ş.		09/04/21	22/01/21			100.00															
TRFDNFK42110	Deniz Finansal Kiralama A.Ş.		09/04/21	15/01/21			115.00															
TRFGLMK42113	Global Menkul Değerlik Yatırım A.Ş.	22.50	12/04/21	12/02/21		12/04/2021	23.52	09/03/21	98.081	1.60	23.12	159		0.613			0.09	0.01	0.07	0.000	0.09	
TRFTISB42118	Türkiye İş Bankası A.Ş.		12/04/21	24/09/20			521.19	06/01/21									0.00	0.00				

Özel Sektör Tahvilleri (TL)

İŞ YATIRIM

Rapor Terimleri

Kodu	Enstrüman	Kpn	Vade ↑	İhraç T.	Kpn Sıklık	Bir son. kupon t.	Toplam İhrac	Aynı Gün Valörlü Son İşlem Tarihi	Temiz Fiyat	Birikmiş Faiz	Getiri (%)	FaizΔ Son İki İşgünü			Fiyat Değ.			Hacim Ort.		Dur.	Konv.	PVB/P * 100	
												1G(Δ)	1H(Δ)	3A(Δ)	1G(Δ)	1H(Δ)	3A(Δ)	1H	3A				
TRFYTFM42119	Yatırım Finansman M		13/04/21	12/01/21			180.00	26/02/21										0.08	0.01				
TRFFBFK42110	Fiba Faktoring A.Ş.		13/04/21	12/01/21			230.26	05/03/21	98.141		19.2	0		0.189				0.89	0.07	0.09	0.000	0.10	
TRFISFN42120	İş Finansal Kiralama A		13/04/21	15/01/21			100.00	22/02/21										0.00	0.00	0.12	0.001	0.13	
TRFKFTF42112	Koç Fiat Kredi Finansı		13/04/21	14/12/20			65.00	13/01/21										0.00	0.00				
TRFAKDN42111	Akdeniz Faktoring A.Ş.		14/04/21	14/01/21			10.48		96.040		23.45							0.14	0.01				
TRFEKOF42124	Eko Faktoring A.Ş.		15/04/21	15/01/21			11.80	10/03/21	97.971		23.1							0.06	0.00				
TRFBNPF42113	Bnp Paribas Finansal		16/04/21	15/01/21			50.00	11/02/21										1.10	0.09				
TRFDZFK42130	Deniz Faktoring A.Ş.		16/04/21	22/01/21			90.00	22/02/21	97.453		19.45							0.28	0.02	0.13	0.001	0.14	
TRFNURL42125	Nurol Yatırım Bankası		16/04/21	13/01/21			100.00																
TRFA1CP42116	A1 Capital Yatırım Me		16/04/21	21/10/20			25.00																
TRFVKFB42166	Türkiye Vakıflar Banka		16/04/21	18/12/20			204.26																
TRFAKBK42129	Akbank T.A.Ş.		19/04/21	20/01/21			1,000.00	10/03/21	98.216		18.35							12.41	0.97	0.10	0.001	0.10	
TRFAKYB42112	Aktif Yatırım Bankası		20/04/21	21/04/20			400.00																
TRFFFKR42116	Qnb Finans Finansal İ		20/04/21	19/01/21			143.90																
TRFISGY42125	İş Gayrimenkul Yatırır		20/04/21	20/01/21			250.00	04/03/21	97.796		18.89							0.07	0.01				
TRFGRFK42114	Garanti Finansal Kiral		21/04/21	21/01/21			125.00																
TRFDEVR42111	Devir Faktoring		21/04/21	21/01/21			16.50																
TRFHFLK42115	Halk Finansal Kiralam		21/04/21	15/01/21			180.00	17/02/21	97.819		20.08							0.71	0.05				
TRFSUMF42119	Sümer Faktoring A.Ş.		21/04/21	14/01/21			9.00																
TRFINFM42115	İnfo Yatırım Menkul D		21/04/21	20/01/21			10.00	09/03/21										0.64	0.05	0.10	0.001	0.11	
TRFKCTF42119	Koç Finansman A.Ş.		21/04/21	25/06/20			75.00	26/02/21										0.27	0.02				
TRFZORN42110	Zorlu Enerji Elektrik Ü		22/04/21	30/09/20			19.30																
TRFTCMD42110	Tacirler Yatırım Menkı		22/04/21	24/12/20			25.00	11/02/21										0.00	0.00				
TRFFINF42119	Qnb Finans Faktoring		27/04/21	26/01/21			150.00																
TRFAKBK42137	Akbank T.A.Ş.		28/04/21	02/02/21			599.80	10/03/21										0.00	0.00	0.12	0.001	0.13	
TRFISFN42138	İş Finansal Kiralama A		28/04/21	27/01/21			150.00	10/03/21	97.730		18.65	9		0.353				6.11	0.47	0.12	0.001	0.13	
TRFTBTF42112	Teb Finansman A.Ş.		28/04/21	27/01/21			100.00	04/03/21	97.431		18.85	35		0.047				0.01	0.00	0.14	0.001	0.14	
TRFSKFK42130	Şeker Finansal Kiralar		28/04/21	13/01/21			3.92																
TRFTCMD42136	Tacirler Yatırım Menkı		29/04/21	03/02/21			97.00	09/03/21										0.39	0.12	0.13	0.001	0.13	
TRFSKMD42123	Şeker Yatırım Menkul		30/04/21	27/01/21			16.82	25/02/21	96.694		21.14							0.35	0.03	0.16	0.001	0.16	
TRFSKMD42131	Şeker Yatırım Menkul		30/04/21	28/01/21			10.88																
TRFDZFK42148	Deniz Faktoring A.Ş.		30/04/21	29/01/21			80.00																
TRFKFTF52111	Koç Fiat Kredi Finansı		03/05/21	06/07/20			50.00	29/12/20										0.47	0.10	0.31	0.002	0.30	
TRFVFAS52111	Vakıf Faktoring A.Ş.		03/05/21	01/02/21			194.52	18/02/21										0.00	0.00				
TRFTISB52117	Türkiye İş Bankası A.Ş		03/05/21	08/10/20			453.44											0.00	0.00				
TRFFINF52118	Qnb Finans Faktoring		04/05/21	02/02/21			128.39																
TRFTAMF52118	Tam Faktoring A.Ş.		05/05/21	20/01/21			45.70	10/03/21	96.951		22.37							0.06	0.00	0.14	0.001	0.14	
TRFTPFC52125	Creditwest Faktoring A		05/05/21	04/02/21			30.00	09/03/21	96.935		22.06							0.07	0.01	0.14	0.001	0.14	
TRFHSCB52115	Hsbc Bank A.Ş.		05/05/21	07/10/20			1,000.00	02/03/21										12.74	1.03				
TRFDZBK52112	Denizbank A.Ş.		07/05/21	10/02/21			60.00	24/02/21										0.00	0.00	0.18	0.001	0.18	
TRFNURL52124	Nurol Yatırım Bankası		07/05/21	28/01/21			50.00																
TRFTERA52110	Tera Menkul Değerler		07/05/21	09/11/20			20.00	20/11/20	93.542		15.61	3		0.323				3.33	0.26	0.42	0.004	0.40	
TRFKORT52118	Korteks Mensucat Sarı		07/05/21	10/08/20			26.95	25/01/21	95.147		19.48							0.07	0.01	0.25	0.002	0.25	
TRFSUMF52118	Sümer Faktoring A.Ş.		10/05/21	01/02/21			11.60	08/03/21										0.00	0.00	0.15	0.001	0.16	
TRFAKDN52110	Akdeniz Faktoring A.Ş.		11/05/21	10/02/21			20.00																
TRFDZYO52116	Deniz Gayrimenkul Ya		11/05/21	10/02/21			106.00																
TRFGRFA52114	Garanti Faktoring A.Ş.		11/05/21	14/01/21			199.96	22/02/21	96.181		19.99							0.07	0.01				
TRFNURL52140	Nurol Yatırım Bankası		14/05/21	05/02/21			30.00																
TRFNURL52132	Nurol Yatırım Bankası		14/05/21	05/02/21			50.00	10/03/21	96.811		19.96	1		0.095				0.15	0.01	0.16	0.001	0.16	
TRFTCMD52119	Tacirler Yatırım Menkı		17/05/21	07/12/20			17.00	08/03/21										0.00	0.00				
TRFPHCM52118	Phillipcapital Menkul E		18/05/21	12/02/21			83.54	10/03/21	96.094		23.46	-178		0.319				0.90	0.09	0.17	0.001	0.17	
TRFTPFC52117	Creditwest Faktoring A		21/05/21	19/01/21			32.15	09/03/21	96.108		21.96							0.14	0.01	0.18	0.001	0.18	
TRFTHAL52132	Türkiye Halk Bankası		21/05/21	12/02/21			73.00																
TRFMPLC52110	Mlp Sağlık Hizmetleri İ		24/05/21	04/12/20			132.27	25/02/21										0.27	0.24	0.22	0.001	0.22	

Özel Sektör Tahvilleri (TL)

İŞ YATIRIM

Rapor Terimleri

Kodu	Enstrüman	Kpn	Vade ↑	İhraç T.	Kpn Sıklık	Bir son. kupon t.	Toplam İhrac	Aynı Gün Valörlü Son İşlem Tarihi	Temiz Fiyat	Birikmiş Faiz	Getiri (%)	FaizΔ Son İki İşgünü			Fiyat Değ.			Hacim Ort.		Dur.	Konv.	PVB/P * 100
												1G(Δ)	1H(Δ)	3A(Δ)	1G(Δ)	1H(Δ)	3A(Δ)	1H	3A			
TRFYTFM52118	Yatırım Finansman M		26/05/21	10/02/21			180.00	08/03/21	96.312		18.96							0.07	0.01	0.20	0.001	0.20
TRFNURL52116	Nurul Yatırım Bankası		26/05/21	27/05/20			50.00	05/03/21										0.00	0.00			
TRFAKYB52111	Aktif Yatırım Bankası		26/05/21	27/05/20			148.85															
TRFSKMD52114	Şeker Yatırım Menkul		26/05/21	04/02/21			15.06															
TRFULFK52117	Ulusal Faktoring A.Ş.		26/05/21	26/01/21			15.00	09/03/21	95.852		21.93	-116		0.521				0.37	0.03	0.19	0.001	0.19
TRFGKYH52115	Gedik Yatırım Holding		27/05/21	28/05/20			12.00	12/10/20										0.00	0.00			
TRFTHAL52124	Türkiye Halk Bankası		28/05/21	05/02/21			342.00															
TRFTCMD52127	Tacirler Yatırım Menkü		28/05/21	11/12/20			25.00	31/12/20	92.847		20.09							0.00	0.00			
TRFVKFB52116	Türkiye Vakıflar Bankası		28/05/21	15/01/21			273.33															
TRFTAMF62117	Tam Faktoring A.Ş.		03/06/21	20/01/21			56.80	10/03/21	95.232		23.34							0.16	0.01	0.21	0.001	0.21
TRFTISB62124	Türkiye İş Bankası A.Ş.		07/06/21	14/01/21			336.53															
TRFTISB62116	Türkiye İş Bankası A.Ş.		07/06/21	19/11/20			243.75															
TRFDZBK62111	Denizbank A.Ş.		10/06/21	11/06/20			400.00	18/01/21										5.88	1.17	0.35	0.003	0.34
TRFTHAL62115	Türkiye Halk Bankası		10/06/21	15/06/20			328.00	06/10/20										6.56	0.51	0.63	0.007	0.56
TRFALNF62138	Alternatif Bank A.Ş.		10/06/21	09/02/21			100.00	10/03/21										0.00	0.00	0.23	0.002	0.23
TRFTAMF62125	Tam Faktoring A.Ş.		15/06/21	08/02/21			28.00	11/02/21										0.00	0.00			
TRFGLMD62116	Global Yatırım Holding		24/06/21	06/10/20			37.12	03/03/21	95.308		16.79							0.95	0.13	0.28	0.002	0.28
TRFKORT62117	Korteks Mensucat Sar		29/06/21	20/01/21			51.48	02/02/21	92.701		20.71	10		0.303				3.77	0.29			
TRFTCMD72117	Tacirler Yatırım Menkü		05/07/21	18/01/21			25.00	08/03/21										0.00	0.00			
TRFAKYB72119	Aktif Yatırım Bankası		06/07/21	07/07/20			399.90															
TRFSKMD72112	Şeker Yatırım Menkul		07/07/21	04/02/21			3.81															
TRFGDKM72117	Gedik Yatırım Menkul		12/07/21	13/07/20			44.30	16/12/20										0.00	0.00	0.53	0.005	0.50
TRFTERA72118	Tera Menkul Değerler		27/07/21	29/01/21			33.00															
TRFKCTF72116	Koç Finansman A.Ş.		27/07/21	28/07/20			50.00	13/01/21	93.499		19.01	6		0.557				0.28	0.03			
TRFAKYB72127	Aktif Yatırım Bankası		27/07/21	29/01/21			499.33															
TRFTHAL72122	Türkiye Halk Bankası		27/07/21	29/01/21			108.00															
TRFFFKR72113	Qnb Finans Finansal İ		28/07/21	27/01/21			113.90															
TRDFDKT72114	Doruk Faktoring A.Ş.		29/07/21	29/01/21			80.00	01/03/21										0.20	0.02			
TRFDZBK72128	Denizbank A.Ş.		30/07/21	05/02/21			50.00	24/02/21	93.063		18.32	2		0.378				2.65	0.21	0.39	0.003	0.37
TRFDZBK72110	Denizbank A.Ş.		30/07/21	03/02/21			50.00															
TRFTCMD72125	Tacirler Yatırım Menkü		30/07/21	12/02/21			25.00	08/03/21										0.00	0.00			
TRFFNBK72111	Qnb Finansbank A.Ş.		30/07/21	29/01/21			135.40	05/02/21										3.29	0.26			
TRFFFKR82112	Qnb Finans Finansal İ		03/08/21	10/02/21			100.00															
TRFDZBK82119	Denizbank A.Ş.		06/08/21	10/02/21			10.00															
TRFFNBK82110	Qnb Finansbank A.Ş.		06/08/21	05/02/21			59.90	01/03/21										0.00	0.00			
TRFSUMF82115	Sümer Faktoring A.Ş.		06/08/21	03/02/21			15.01															
TRFFNBK82128	Qnb Finansbank A.Ş.		13/08/21	12/02/21			222.33	10/03/21										0.00	0.00	0.39	0.003	0.37
TRFZORN82116	Zorlu Enerji Elektrik Ü		19/08/21	12/02/21			65.06	18/02/21	90.932		21	1		0.091				0.12	0.01	0.45	0.004	0.41
TRFSUMF82123	Sümer Faktoring A.Ş.		20/08/21	03/02/21			15.12															
TRFAKYB82118	Aktif Yatırım Bankası		31/08/21	01/09/20			315.53															
TRFFFKR92129	Qnb Finans Finansal İ		01/09/21	01/02/21			32.00															
TRFMCBFE2116	Mercedes-Benz Finan		04/10/21	05/10/20			100.00															
TRFGDKME2113	Gedik Yatırım Menkul		27/10/21	30/12/20			40.00	29/01/21										0.00	0.00			
TRFGDKME2121	Gedik Yatırım Menkul		27/10/21	31/12/20			60.00	07/01/21										0.00	0.00			
TRFMCBFA2110	Mercedes-Benz Finan		01/12/21	02/12/20			55.00	11/12/20										0.00	0.00			
TRFORFNA2117	Orfin Finansman A.Ş.		16/12/21	18/12/20			130.00	09/03/21										0.00	0.00	0.71	0.008	0.59
TRSYAKF12218	Yapı Kredi Faktoring /		05/01/22	09/07/20			90.00	14/08/20	83.422		13.88	0		0				0.48	0.04			

Özel Sektör Tahvilleri (TL)

İŞ YATIRIM

Rapor Terimleri

Kodu	Enstrüman	Kpn	Vade ↑	İhraç T.	Kpn Sıklık	Bir son. kupon t.	Toplam İhrac	Aynı Gün Valörlü Son İşlem Tarihi	Temiz Fiyat	Birikmiş Faiz	Getiri (%)	FaizΔ Son İki İşgünü			Fiyat Değ.			Hacim Ort.		Dur.	Konv.	PVB/P * 100
												1G(Δ)	1H(Δ)	3A(Δ)	1G(Δ)	1H(Δ)	3A(Δ)	1H	3A			
TRFAKBK32112	Akbank T.A.Ş.	17.20	23/03/21	05/01/21	12	23/03/2021	959.07	05/03/21		1.13								0.01	0.01			0.04
TRDHVKA32152	Halk Varlık Kiralama A.Ş.	14.95	23/03/21	18/11/20		23/03/2021	50.00	22/01/21	99.430	2.79	19.46	-10		0.148				0.54	0.04	0.14	0.001	0.16
TRFVKFB32134	Türkiye Vakıflar Bankası	18.31	26/03/21	21/01/21		26/03/2021	700.00	08/03/21		2.36								0.00	0.00			0.05
TRFYKKBK32112	Yapı Ve Kredi Bankası	17.26	26/03/21	23/12/20	12	26/03/2021	161.50	26/02/21		0.33								0.00	0.00			0.07
TRFFNBK32115	Qnb Finansbank A.Ş.	17.53	26/03/21	20/11/20	12	26/03/2021	572.88	24/02/21		0.28								5.05	0.39			
TRFDNFK32129	Deniz Finansal Kiralar	18.48	26/03/21	11/12/20	12	26/03/2021	60.00															
TRFYKKBK32120	Yapı Ve Kredi Bankası	17.19	26/03/21	06/01/21	12	26/03/2021	257.41	02/02/21	101.095					-0.258				0.23	0.02			
TRFGLMD32119	Global Yatırım Holding	19.91	29/03/21	30/12/20		29/03/2021	50.00	09/03/21		3.82								22.05	1.72			0.06
TRFGRAN32151	Türkiye Garanti Bankası	17.30	29/03/21	04/01/21	12	29/03/2021	122.15											0.00	0.00			
TRFATAY32116	Ata Gayrimenkul Yatırım	22.25	31/03/21	30/12/20		31/03/2021	50.00	01/03/21		3.78								0.00	0.01			
TRFYKKBK42137	Yapı Ve Kredi Bankası	18.23	02/04/21	08/01/21	12	02/04/2021	657.20	08/03/21		0.90								0.00	0.02			
TRFFNBK42114	Qnb Finansbank A.Ş.	17.77	02/04/21	27/11/20	12	02/04/2021	152.01	22/02/21		1.21								0.00	0.00			0.10
TRFERTT42111	Ereğli Tekstil Turizm Şirketi	21.00	05/04/21	14/12/20	12	05/04/2021	38.92	28/01/21										0.00	0.00			
TRFFNBK42122	Qnb Finansbank A.Ş.	18.22	09/04/21	04/12/20	12	12/03/2021	241.50	08/03/21	101.700	1.60								0.07	0.01			0.09
TRFVKFB42158	Türkiye Vakıflar Bankası	18.31	09/04/21	04/12/20	12	09/04/2021	555.75	24/02/21		0.99								0.00	0.00			0.12
TRFYKKBK42111	Yapı Ve Kredi Bankası	18.24	09/04/21	08/12/20	12	09/04/2021	212.48															
TRFGRAN42119	Türkiye Garanti Bankası	17.29	13/04/21	19/01/21	12	13/04/2021	500.00	08/03/21	100.286	0.33				0				0.08	0.01			0.10
TRFBVYS42111	Birikim Varlık Yönetim	19.00	13/04/21	27/10/20	1	16/03/2021	15.00	02/12/20										0.00	0.00			
TRFTEBK42122	Türk Ekonomi Bankası	9.60	15/04/21	10/07/20	12	15/03/2021	77.37		98.818		19.08							0.28	0.02			
TRFYKKBK42129	Yapı Ve Kredi Bankası	18.19	16/04/21	15/12/20	12	17/03/2021	420.30															
TRFFNBK42130	Qnb Finansbank A.Ş.	17.20	16/04/21	18/12/20	12	12/03/2021	479.06															
TRFAKYM42127	Ak Yatırım Menkul Değerler	18.03	20/04/21	30/11/20	12	23/03/2021	163.76	01/02/21										0.40	0.03			
TRFYKKBK42152	Yapı Ve Kredi Bankası	17.31	21/04/21	22/01/21	12	21/04/2021	576.55	01/03/21	101.905	1.84								0.20	0.02			0.14
TRFDZBK42113	Denizbank A.Ş.	17.20	22/04/21	08/01/21	12	19/03/2021	25.00	08/03/21		1.18								0.00	0.00			0.12
TRFTEBK42130	Türk Ekonomi Bankası	9.60	22/04/21	17/07/20	12	22/03/2021	142.23	24/02/21		0.16								0.00	0.00			
TRFZORN42128	Zorlu Enerji Elektrik Üretim	19.50	22/04/21	23/10/20	12	24/03/2021	80.22	27/10/20	100.000		21.34	0		0				0.06	0.00			
TRFTEBK42114	Türk Ekonomi Bankası	9.60	22/04/21	26/06/20	12	23/03/2021	266.18	23/02/21		0.05								2.80	0.39	0.14	0.001	0.15
TRFZORF42116	Zorlu Faktoring A.Ş.	18.00	26/04/21	12/10/20	12	29/03/2021	28.76															
TRFSKFK42114	Şeker Finansal Kiralar	22.70	28/04/21	09/12/20	12	24/03/2021	12.46	11/12/20	100.109									0.00	0.00			
TRFFNBK42148	Qnb Finansbank A.Ş.	17.37	30/04/21	08/01/21	12	02/04/2021	75.03	08/03/21		0.19								0.00	0.00			0.14
TRFALNF42114	Alternatif Bank A.Ş.	18.91	30/04/21	31/12/20		30/04/2021	89.50	29/01/21										0.00	0.00			
TRFYKKBK42145	Yapı Ve Kredi Bankası	17.23	30/04/21	15/01/21	12	26/03/2021	495.10	04/03/21		0.66								0.00	0.00			
TRFSUVY52110	Sümer Varlık Yönetim	16.56	05/05/21	26/08/20	4	05/05/2021	12.00		100.000									0.15	0.01			
TRFBOVY52119	Boğaziçi Varlık Yönetim	22.55	07/05/21	08/05/20	4	07/05/2021	30.00	08/03/21		1.98								0.01	0.00			0.16
TRFKORT52126	Korteks Mensucat Sanayi	19.75	07/05/21	16/11/20		07/05/2021	32.19	11/12/20		1.52								1.43	0.11	0.34	0.003	0.32
TRFZORF52115	Zorlu Faktoring A.Ş.	19.50	20/05/21	05/11/20	12	25/03/2021	28.23															
TRFTHAL52140	Türkiye Halk Bankası	17.20	21/05/21	12/02/21	12	02/04/2021	701.00															
TRFFNBK52113	Qnb Finansbank A.Ş.	17.20	21/05/21	15/01/21	12	19/03/2021	131.60															
TRFGDKM52119	Gedik Yatırım Menkul Değerler	17.82	21/05/21	21/01/21	12	24/03/2021	60.00	02/03/21		0.44								0.00	0.00			0.06
TRFZORN62118	Zorlu Enerji Elektrik Üretim	21.20	03/06/21	11/06/20	4	03/06/2021	40.87	01/03/21		4.00								0.11	0.02	0.08	0.000	0.02
TRFZORN62126	Zorlu Enerji Elektrik Üretim	14.75	03/06/21	17/07/20	6	16/03/2021	47.24															
TRFSUVY62119	Sümer Varlık Yönetim	16.50	04/06/21	05/06/20	4	04/06/2021	34.69															
TRFAKFT62111	Ak Faktoring A.Ş.	21.41	04/06/21	07/12/20	12	07/04/2021	10.00															
TRFTEBK62112	Türk Ekonomi Bankası	9.43	07/06/21	12/06/20	12	08/04/2021	309.43	10/03/21		0.05								1.43	0.23	0.22	0.001	0.31
TRFBASR62117	Başer Faktoring A.Ş.	19.00	16/06/21	23/12/20	4	23/03/2021	5.00	30/12/20	100.000		20.4	0		0				0.32	0.02			
TRFBASR62133	Başer Faktoring A.Ş.	19.00	18/06/21	23/12/20	4	23/03/2021	5.00															
TRFHYYT62114	Dünya Varlık Yönetim	21.48	25/06/21	26/06/20	4	26/03/2021	40.00	15/01/21	102.970	1.41				1.913				0.24	0.05			0.41
TRFERTT62119	Ereğli Tekstil Turizm Şirketi	23.50	28/06/21	11/01/21	12	05/04/2021	146.60	28/01/21										0.00	0.00			
TRFZORN72117	Zorlu Enerji Elektrik Üretim	20.75	09/07/21	16/12/20	12	17/03/2021	20.67	25/02/21		1.17								0.14	0.01			
TRFZORN72125	Zorlu Enerji Elektrik Üretim	22.50	09/07/21	07/01/21	12	09/04/2021	21.25															
TRFYKKBK72118	Yapı Ve Kredi Bankası	17.24	09/07/21	09/01/21	12	19/04/2021	282.50	23/02/21		1.22								0.00	0.00			
TRFZORF72113	Zorlu Faktoring A.Ş.	22.25	14/07/21	05/01/21	12	30/03/2021	35.00															
TRFYKKBK72134	Yapı Ve Kredi Bankası	17.22	30/07/21	05/02/21	12	12/03/2021	364.00		100.000									0.71	0.06			
TRFYKKBK72126	Yapı Ve Kredi Bankası	17.23	30/07/21	02/02/21	12	13/04/2021	104.72	10/03/21		0.09								0.00	0.00			0.37

Özel Sektör Tahvilleri (TL)

İŞ YATIRIM

Rapor Terimleri

Kodu	Enstrüman	Kpn	Vade ↑	İhraç T.	Kpn Sıklık	Bir son. kupon t.	Toplam İhrac	Aynı Gün Valörlü Son İşlem Tarihi	Temiz Fiyat	Birikmiş Faiz	Getiri (%)	FaizΔ Son İki İşgünü			Fiyat Değ.			Hacim Ort.		Dur.	Konv.	PVB/P * 100	
												1G(Δ)	1H(Δ)	3A(Δ)	1G(Δ)	1H(Δ)	3A(Δ)	1H	3A				
TRFTHAL72114	Türkiye Halk Bankası	17.30	30/07/21	12/01/21		30/07/2021	100.00																
TRFYKBK82117	Yapı Ve Kredi Bankas	17.20	06/08/21	12/02/21	12	19/03/2021	288.00	23/02/21		0.56							0.00	0.00					

Özel Sektör Tahvilleri

Özel Sektör Tahvilleri (Kot İçi)

TRSYKBK32115	Yapı Ve Kredi Bankas	17.12	11/03/21	13/02/20	4	11/03/2021	286.45	08/09/20									2.34	0.24					
TRSTOKO32110	Otokoç Otomotiv Tic \	17.17	15/03/21	18/03/19	4	15/03/2021	300.00	09/03/21		4.05							0.13	0.05	0.01	0.000	0.01		
TRSCMSA32112	Çimsa Çimento Sanay	17.27	18/03/21	21/03/19	4	18/03/2021	150.00	10/03/21		3.97							0.07	0.23	0.02	0.000	0.02		
TRISISGY32111	İş Gayrimenkul Yatırır	16.04	23/03/21	27/03/18	4	23/03/2021	100.00	10/03/21		3.47							0.25	0.16	0.03	0.000	0.03		
TRSTBTF32116	Teb Finansman A.Ş.	16.97	26/03/21	27/09/19	4	26/03/2021	53.10	23/10/20	99.900	1.17		0					0.13	0.14	0.15	0.002	0.16		
TRSGGLMD42111	Global Yatırım Holdinç	20.02	06/04/21	10/01/20	4	06/04/2021	125.38	09/03/21		3.35							0.05	1.11					0.07
TRSAKKB42114	Akbank T.A.Ş.		08/04/21	18/12/19			503.94	08/03/21									2.18	0.56	0.08	0.000	0.08		
TRSMPLC42114	Mlp Sağlık Hizmetleri	20.02	15/04/21	28/02/20	4	15/04/2021	14.70	31/12/20		1.97							0.59	0.05					0.28
TRSEVA52119	Deva Holding A.Ş.	17.43	04/05/21	07/05/18	4	04/05/2021	65.00	26/01/21	99.900	4.09							0.28	0.23					
TRSKORT52111	Korteks Mensucat Sar	22.95	07/05/21	14/11/19	4	07/05/2021	11.24	04/03/21		1.38							0.05	0.02					
TRSERGL52117	Ereğli Demir Çelik Fat	18.45	28/05/21	31/05/19	4	28/05/2021	550.00	10/03/21		0.66							0.00	0.36					
TRSAKKB62112	Akbank T.A.Ş.		01/06/21	18/03/20			53.98	01/03/21									0.90	0.13					
TRSZORN62111	Zorlu Enerji Elektrik Ü	22.95	03/06/21	05/12/19	4	03/06/2021	14.60	19/11/20		4.06							0.05	0.00					0.04
TRSZORN62129	Zorlu Enerji Elektrik Ü	21.20	03/06/21	11/03/20	4	03/06/2021	9.50	16/06/20									0.00	0.00	0.07	0.000			
TRSHYTV62117	Dünya Varlık Yönetim	22.70	09/06/21	13/06/18	4	09/06/2021	31.00	10/03/21		0.06							0.00	0.10	0.01	0.001	0.23		
TRSKFTF62113	Koç Fiat Kredi Finansı	-0.80	10/06/21	13/06/19	4	10/06/2021	90.00	03/02/21		-0.12							0.06	0.08					
TRSKCTF62110	Koç Finansman A.Ş.	17.07	14/06/21	17/06/19	4	15/03/2021	70.00	09/03/21		4.02							0.00	0.05	0.06	0.000	0.01		
TRSKALE62114	Kaleseramik	17.69	17/06/21	21/06/18	4	18/03/2021	50.00	17/02/21		3.05							0.17	0.05	0.09	0.001	0.08		
TRASLNL62118	Oyak Çimento Fabrike	17.12	18/06/21	21/06/19	4	19/03/2021	130.00	01/02/21		2.16							0.00	0.08					0.12
TRSAYGZ62110	Aygaz A.Ş.	16.92	18/06/21	21/06/19	4	19/03/2021	90.00	09/03/21		3.80							0.07	0.06	0.07	0.000	0.03		
TRSYKBK62112	Yapı Ve Kredi Bankas	9.25	18/06/21	17/06/20	4	17/03/2021	81.24	12/02/21		1.55							0.00	0.02	0.31	0.002	0.32		
TRSOEA62113	Odea Bank A.Ş.	9.75	21/06/21	19/06/20	12	16/03/2021	79.68																
TRSTATK62115	Tat Gıda Sanayi A.Ş.	16.92	23/06/21	26/06/19	4	24/03/2021	70.00	01/02/21		1.90							0.10	0.06	0.16	0.001	0.14		
TRSAKKB72111	Akbank T.A.Ş.		01/07/21	22/04/20			121.24	01/03/21									0.18	0.19					
TRSAKKB72129	Akbank T.A.Ş.		01/07/21	30/04/20			4.00																
TRSBOLU72119	Oyak Çimento Fabrike	18.75	05/07/21	08/07/19	4	05/04/2021	116.00	11/02/21		2.00							0.36	0.08	0.21	0.001	0.14		
TRSKORT72119	Korteks Mensucat Sar	21.32	09/07/21	15/05/20	4	11/05/2021	8.56																
TRSAKYB72146	Aktif Yatırım Bankası	9.50	09/07/21	19/06/20	12	21/03/2021	75.00	11/12/20		0.60							0.07	0.03	0.51	0.005	0.30		
TRSTEBK72114	Türk Ekonomi Bankas	9.50	09/07/21	02/07/20	12	07/04/2021	29.77																
TRSSRTN72114	Sarten Ambalaj Sanay	20.95	09/07/21	12/07/19	4	09/04/2021	50.00	24/02/21		2.76							0.29	0.10	0.19	0.001	0.12		
TRSMGTI72110	Migros Ticaret A.Ş.	21.70	14/07/21	19/07/21	4	15/04/2021	75.00	27/01/21		0.83							0.00	0.01					
TRSDZBK72147	Denizbank A.Ş.	0.68	14/07/21	01/07/20	12		45.00	01/02/21									0.07	0.01					
TRSDZBK72121	Denizbank A.Ş.	9.25	14/07/21	23/06/20	12	30/03/2021	75.00	19/01/21	100.000	0.03	10.5	-23		0			2.61	0.20	0.36	0.003	0.37		
TRSDZBK72139	Denizbank A.Ş.	0.00	14/07/21	26/06/20	12	30/03/2021	100.00	19/01/21	100.000		9.53						0.97	0.08	0.48	0.005	0.48		
TRSKCTF72127	Koç Finansman A.Ş.	18.75	14/07/21	17/07/19	4	14/04/2021	100.00	03/03/21		2.57							0.00	0.07					
TRARCL72112	Arçelik A.Ş.	18.45	16/07/21	24/07/19	4	21/04/2021	500.00	03/03/21	100.043	2.17				0			0.18	0.37					
TRSVSTL72110	Vestel Elektronik San	16.92	16/07/21	09/07/20	4	14/04/2021	50.07	28/01/21		0.83							0.36	0.03	-0.07	0.002	0.20		
TRSDOGH72112	Doğuş Holding A.Ş.	21.70	26/07/21	31/07/17	4	26/04/2021	350.00	23/10/20	70.000								0.57	0.28	-0.16	0.003	0.23		
TRSORFN72112	Orfin Finansman A.Ş.	9.50	27/07/21	17/07/20	4	16/04/2021	42.00	08/03/21		1.38							0.00	0.03					
TRSTEBK72122	Türk Ekonomi Bankas	9.70	29/07/21	10/07/20	12	23/03/2021	20.47	26/02/21		0.27							0.00	0.00					
TRSTEBK72130	Türk Ekonomi Bankas	9.70	29/07/21	17/07/20	12	05/04/2021	14.56																
TRSAKYB72153	Aktif Yatırım Bankası	10.25	30/07/21	10/07/20	12		100.00	08/02/21	100.000	12.45							0.43	0.04					
TRSTOKO72116	Otokoç Otomotiv Tic \	18.55	30/07/21	02/08/19	4	30/04/2021	200.00	02/03/21		1.68							0.36	0.09					

Özel Sektör Tahvilleri (TL)

İŞ YATIRIM

Rapor Terimleri

Kodu	Enstrüman	Kpn	Vade ↓	İhraç T.	Kpn Sıklık	Bir son. kupon t.	Toplam İhrac	Aynı Gün Valörlü Son İşlem Tarihi	Temiz Fiyat	Birikmiş Faiz	Getiri (%)	FaizΔ Son İki İşgünü			Fiyat Değ.			Hacim Ort.		Dur.	Konv.	PVBP * 100
												1G(Δ)	1H(Δ)	3A(Δ)	1G(Δ)	1H(Δ)	3A(Δ)	1H	3A			
TRSMGTI62228	Migros Ticaret A.Ş.	14.52	08/06/22	10/06/20	4	09/06/2021	150.00	09/03/21	100.000								0.44	0.07	0.01	0.009	0.24	
TRSHYTV62216	Dünya Varlık Yönetim		24/06/22	26/06/20			25.00	08/03/21									0.21	0.03				
TRSNURL62225	Nurol Yatırım Bankası		27/06/22	25/06/20			50.00															
TRSVSTL72227	Vestel Elektronik San	16.90	07/07/22	09/07/20	4	08/04/2021	50.38	06/01/21									0.00	0.00			0.24	
TRSKRSN72212	Karsan Otomotiv San	16.52	21/07/22	23/07/20	4	22/04/2021	29.70	10/03/21	101.130	2.22				-0.43			0.00	0.00	0.17	0.012	0.12	
TRSENSA72211	Enerjisa Enerji A.Ş.	5.00	26/07/22	01/08/17	2	27/07/2021	335.00	26/01/21		0.01							0.23	0.42				
TRSORFN82210	Orfin Finansman A.Ş.	10.20	02/08/22	24/07/20	4	22/04/2021	75.00															
TRSNURL92222	Nurol Yatırım Bankası		13/09/22	11/09/20			50.00															
TRSNHOL92218	Nurol Holding A.Ş.	16.75	23/09/22	25/09/20	4	26/03/2021	250.00															
TRSKRSNE2216	Karsan Otomotiv San	17.63	03/10/22	05/10/20	4	06/04/2021	22.65	13/10/20	93.200					0			0.41	0.03				
TRSERYPK2216	Eryap Mühendislik İnş	17.19	17/11/22	21/11/19	2	20/05/2021	125.00															
TRSTPRSK2217	Tüpraş-Türkiye Petrol	18.70	28/11/22	30/11/20	4	31/05/2021	500.00	08/03/21	100.168	0.41				0.252			0.37	0.05			1.45	
TRSNURLK2213	Nurol Yatırım Bankası		28/11/22	26/11/20			50.00	09/03/21									0.00	0.00	1.60	0.033	1.07	
TRSERYPK2224	Eryap Mühendislik İnş	17.31	30/11/22	04/12/19	2	02/06/2021	125.00															
TRSARENA2218	Arena Faktoring A.Ş.		26/12/22	28/12/20			15.50															
TRSERYP12313	Eryap Mühendislik İnş	18.17	11/01/23	15/01/20	2	14/07/2021	75.00															
TRSTPRS12313	Tüpraş-Türkiye Petrol	18.70	20/01/23	22/01/21	4	26/04/2021	290.00	12/02/21									0.43	0.03				
TRSPLDG12315	Palgaz Doğalgaz Dağı	22.27	25/01/23	27/01/21	4	28/04/2021	200.00	10/03/21	102.150	2.62				0.32	0.32		0.50	0.04			1.54	
TRSTPRS22312	Tüpraş-Türkiye Petrol	18.62	03/02/23	05/02/21	4	07/05/2021	1,100.00	10/03/21		1.73							0.00	0.00				
TRSORFN22315	Orfin Finansman A.Ş.	19.67	07/02/23	11/02/21	4	11/05/2021	43.00	02/03/21		0.69							0.00	0.00				
TRSENSA32314	Enerjisa Enerji A.Ş.	5.00	30/03/23	05/04/18	2	01/04/2021	162.00	28/12/20	103.200		3.46						1.82	0.57				
TRSTHAL52317	Türkiye Halk Bankası	2.00	04/05/23	05/05/20	4	04/05/2021	300.00															
TRSKRSN72311	Karsan Otomotiv San	17.52	21/07/23	23/07/20	4	22/04/2021	42.80	16/12/20									0.00	0.00				
TRSTHAL92446	Türkiye Halk Bankası	17.35	13/09/24	20/09/19	4	19/03/2021	130.00	17/02/20	101.023								0.43	0.03				

VDMK

Banka Bonoları (Kot içi)

VDMK (Kot içi)

TRPAK1032115	Aktif Yatırım Bankası		19/03/21	20/09/18			16.60	28/12/20									0.00	0.00	0.20	0.001	0.20
TRPAK2E32118	Aktif Yatırım Bankası		31/03/21	16/10/19			18.05														
TRPAKY142118	Aktif Yatırım Bankası		30/04/21	13/05/20			47.55														
TRPAV1252116	Aktif Yatırım Bankası		28/05/21	16/12/20			56.90	23/02/21									0.00	0.00			
TRPAKT852119	Aktif Yatırım Bankası		31/05/21	08/12/17			23.85														
TRPAK9E52111	Aktif Yatırım Bankası		31/05/21	19/03/18			13.30	06/01/21									0.00	0.00			
TRPAK1062112	Aktif Yatırım Bankası		18/06/21	20/09/18			14.00	04/03/21									0.00	0.00			
TRPAK2E62115	Aktif Yatırım Bankası		30/06/21	16/10/19			13.70	19/03/20									0.00	0.00	1.19	0.020	0.86
TRPAKY172115	Aktif Yatırım Bankası		30/07/21	13/05/20			47.35														
TRPAV1282113	Aktif Yatırım Bankası		31/08/21	16/12/20			54.45														
TRPAK1092119	Aktif Yatırım Bankası		17/09/21	20/09/18			10.75	28/12/20									0.00	0.00	0.66	0.007	0.57
TRPAK9E92117	Aktif Yatırım Bankası		24/09/21	19/03/18			9.15	28/12/20									0.00	0.00	0.68	0.008	0.59
TRPAK2E92112	Aktif Yatırım Bankası		30/09/21	16/10/19			7.80														
TRPPASTE2118	Pasha Yatırım Bank		15/10/21	08/10/20			40.00	22/01/21									0.00	0.00			

Özel Sektör Tahvilleri (TL)

İŞ YATIRIM

Rapor Terimleri

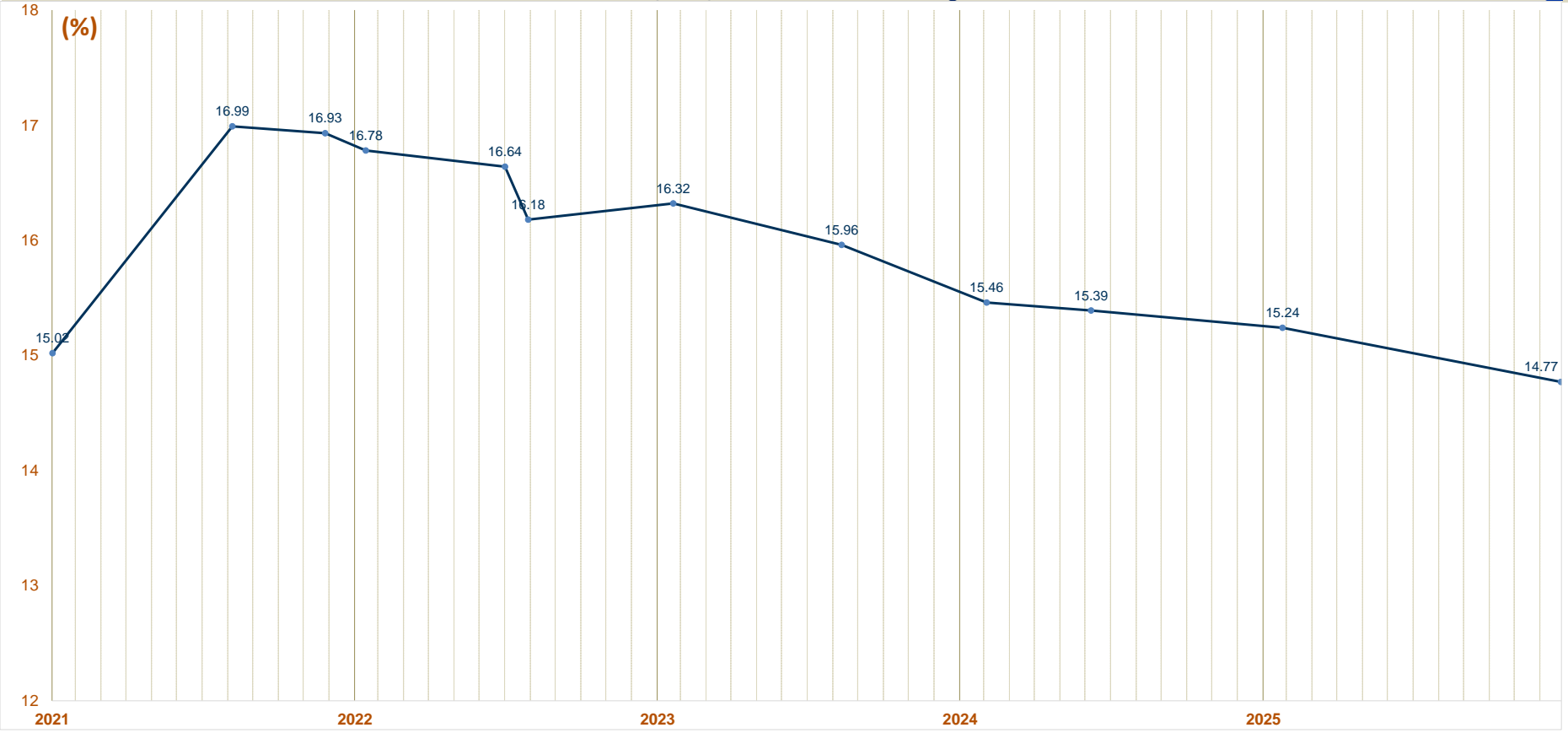
Kodu	Enstrüman	Kpn	Vade ↓	İhraç T.	Kpn Sıklık	Bir son. kupon t.	Toplam İhrac	Aynı Gün Valörlü Son İşlem Tarihi	Temiz Fiyat	Birikmiş Faiz	Getiri (%)	Faiz Δ Son İki İşgünü			Fiyat Değ.			Hacim Ort.		Dur.	Konv.	PVB/P * 100
												1G(Δ)	1H(Δ)	3A(Δ)	1G(Δ)	1H(Δ)	3A(Δ)	1H	3A			
TRPAKT8E2114	Aktif Yatırım Bankası		26/10/21	08/12/17			17.25	17/12/20										0.00	0.00	0.80	0.010	0.69
TRPAKY1E2111	Aktif Yatırım Bankası		27/10/21	13/05/20			47.50	17/12/20										0.00	0.00	0.80	0.010	0.69
TRPPAMFK2120	Pasha Yatırım Bank		15/11/21	05/11/20			15.00	03/02/21										0.00	0.00			
TRPAK2EK2117	Aktif Yatırım Bankası		30/11/21	16/10/19			1.10	19/03/20										0.00	0.00	1.64	0.035	0.55
TRPAK10A2110	Aktif Yatırım Bankası		17/12/21	20/09/18			8.75	28/12/20										0.00	0.00	0.90	0.012	0.72
TRPAV12A2115	Aktif Yatırım Bankası		17/12/21	16/12/20			52.20															
TRPAKY112210	Aktif Yatırım Bankası		31/01/22	13/05/20			47.80	24/12/20										0.00	0.00	1.03	0.015	0.83
TRPAV1222218	Aktif Yatırım Bankası		28/02/22	16/12/20			47.45															
TRPAK1032214	Aktif Yatırım Bankası		18/03/22	20/09/18			7.30															
TRPAK1132212	Aktif Yatırım Bankası	21.50	22/03/22	19/03/19	4	19/03/2021	225.00															
TRPAKY142217	Aktif Yatırım Bankası		29/04/22	13/05/20			47.30	17/12/20										0.00	0.00	1.27	0.022	0.94
TRPAV1252215	Aktif Yatırım Bankası		31/05/22	16/12/20			46.75															
TRPAKY172214	Aktif Yatırım Bankası		29/07/22	13/05/20			47.40															
TRPAK1082219	Aktif Yatırım Bankası		02/08/22	20/09/18			5.55	17/12/20										0.00	0.00	1.58	0.033	0.53
TRPAV1282212	Aktif Yatırım Bankası		31/08/22	16/12/20			43.20															
TRPAKY1E2210	Aktif Yatırım Bankası		31/10/22	13/05/20			39.90															
TRPAV12K2212	Aktif Yatırım Bankası		30/11/22	16/12/20			38.05															
TRPAKY112319	Aktif Yatırım Bankası		31/01/23	13/05/20			33.85															
TRPAV1222317	Aktif Yatırım Bankası		28/02/23	16/12/20			36.95															
TRPAKY142316	Aktif Yatırım Bankası		28/04/23	13/05/20			28.85															
TRPAV1252314	Aktif Yatırım Bankası		31/05/23	16/12/20			36.80															
TRPAKY172313	Aktif Yatırım Bankası		31/07/23	13/05/20			25.55															
TRPAV1282311	Aktif Yatırım Bankası		31/08/23	16/12/20			32.45															
TRPAKY1E2319	Aktif Yatırım Bankası		31/10/23	13/05/20			24.40															
TRPAV12k2311	Aktif Yatırım Bankası		30/11/23	16/12/20			15.35															
TRPKYVFA2318	T.K.Y.B Varlık Finansı	16.99	07/12/23	07/12/18	4	07/06/2021	3,150.00	17/02/21	111.058	3.35							0.26	1.03	2.13	0.062	2.59	
TRPAKY112418	Aktif Yatırım Bankası		31/01/24	13/05/20			21.75															
TRPAV1222416	Aktif Yatırım Bankası		29/02/24	16/12/20			1.45															
TRPTYV232410	T.K.Y.B Varlık Finansı	16.75	15/03/24	15/03/19	4	15/03/2021	1,000.00	20/01/20	116.600	1.68				3.157			1.02	0.25				

Banka Bonoları (Kot içi kuponlu)

Finansman Bonoları

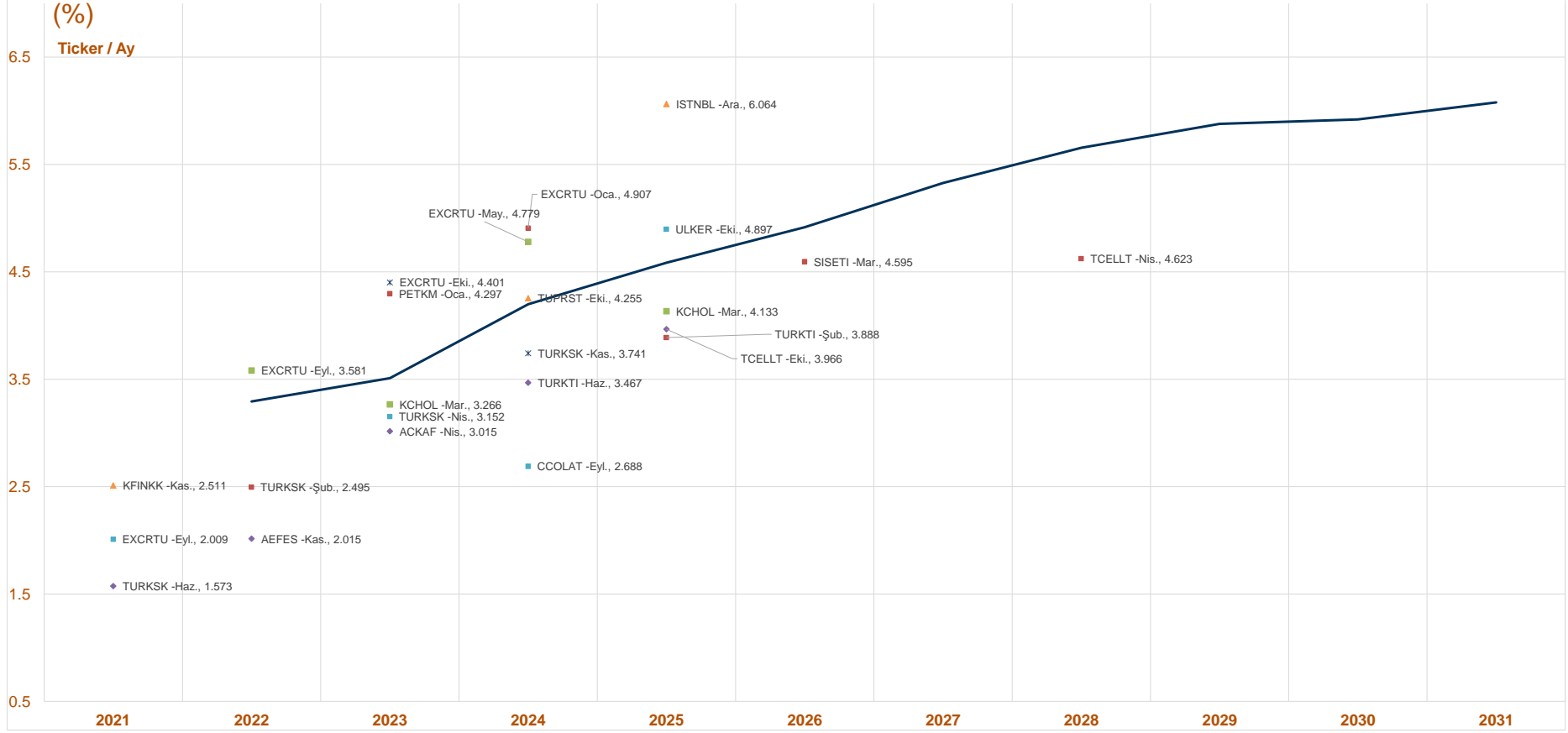
Devlet İ Borlanma Senetleri Verim Eđrisi

İŐ YATIRIM



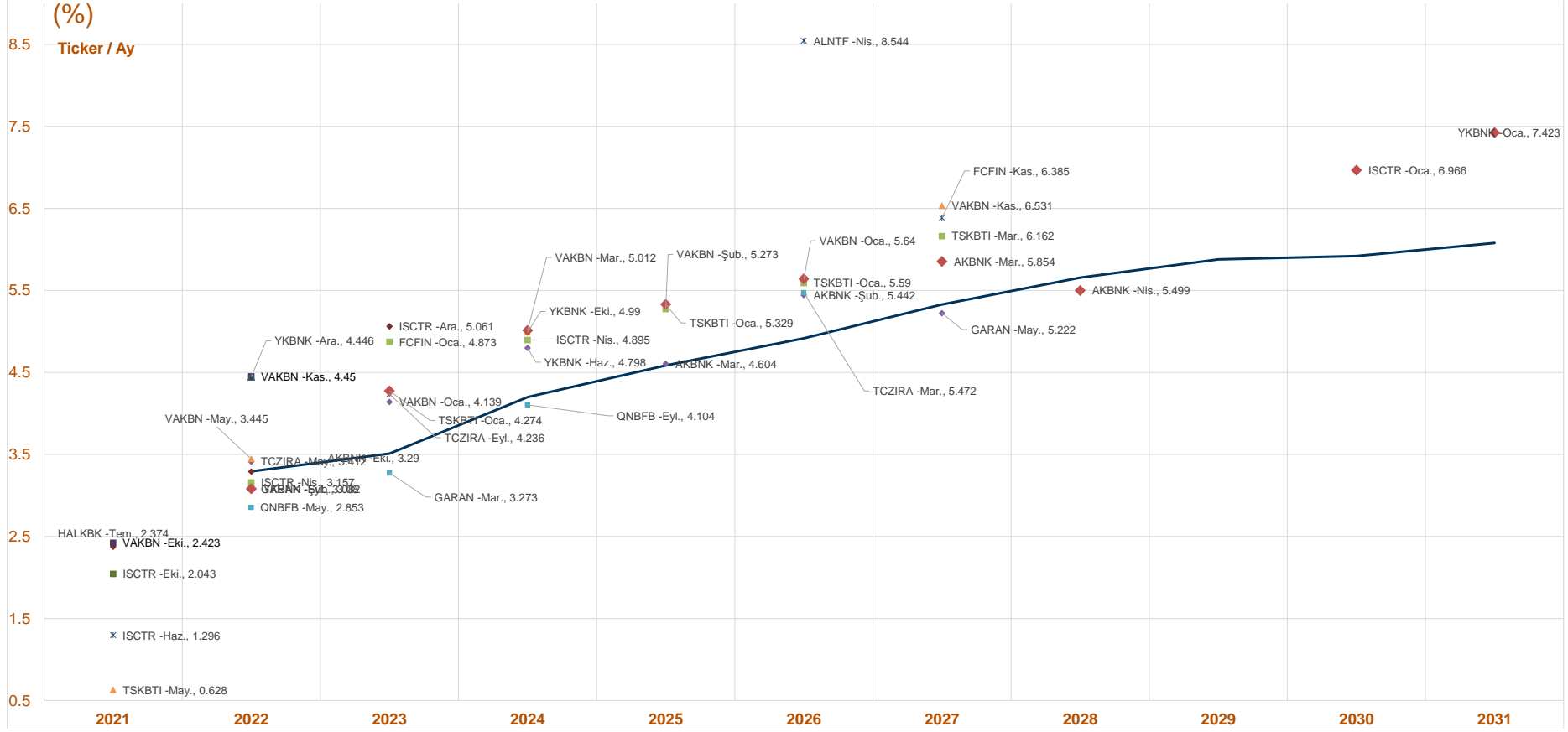
Devlet ve Özel Sektör Finan Dışı Türk Eurobondları Verim Eğrisi

İŞ YATIRIM



Devlet ve Özel Sektör Finans Sektörü Türk Eurobondları Verim Eğrisi

İŞ YATIRIM



Kredi Notları -Türk ve Yurtdışı Devlet ve Özel Sektör Eurotahvilleri

İŞ YATIRIM

Rapor Terimlerini Açıklayıcı Doküman

Ulke ve Şirket Görünüm & Notları		Vade ↓	Kur	Getiri (%)	Moody's			Fitch			S&P			
ISIN	Ticker				Rating	Uzun Dönem YP	Görünüm	Rating	Uzun Dönem YP	Görünüm	Rating	Uzun Dönem YP	Görünüm	
TURKEY														
JP579200ABF8	TURKEY 1.87 21	03/2021	JPY	0.523		B2		NEG	WD		STABLE		B+u	STABLE
US900123BH29	TURKEY 5.625 21	03/2021	USD	-2.579	B2	B2		NEG	BB-		STABLE	NR	B+u	STABLE
USM8931TAA71	GARAN 6.25 21	04/2021	USD	-0.159	B2			NEG	B+		STABLE		NR	
XS1223394914	TCZIRA 4.75 21	04/2021	USD	-0.642	B2			NEG	B+		STABLE		NR	
XS1403416222	VAKBN 2.375 21	05/2021	EUR	-0.646	Ba3	WR		NEG			STABLE		NR	
XS1412393172	TSKBTI 4.875 21	05/2021	USD	0.628	B3			NEG	B+		STABLE			
XS1303467077	TURKSK 4.251 21	06/2021	USD	1.573	B2			NEG	BB-					
XS1079527211	ISCTR 5 21	06/2021	USD	1.296	B3			NEG	B+		STABLE		B+	STABLE
XS1439838548	HALKKB 5 21	07/2021	USD	2.374	B3u			NEG	B -					
XS1109959467	ACKAF 3.875 21	09/2021	EUR	0.525					BB		STABLE	BB	BB	NEG
XS1028943089	EXCRTU 5 21	09/2021	USD	2.009	B2	B2		NEG	B+		STABLE	NR	NR	
XS1390320981	ISCTR 5.375 21	10/2021	USD	2.043	B3			NEG	B+		STABLE		B+	STABLE
XS1508914691	VAKBN 5.5 21	10/2021	USD	2.423	B2	WR		NEG	B+		STABLE		NR	
XS1505149325	KFINKK 5.136 21	11/2021	USD	2.511					B+					
XS0993155398	TURKEY 4.35 21	11/2021	EUR	1.146	B2	B2		NEG	BB-		STABLE		B+u	STABLE
XS1132825099	GLYHO 8.125 21	11/2021	USD	31.784	Caa2			NEG	CC					
XS1816199373	TURKSK 5.8 22	02/2022	USD	2.495	B2			NEG	BB-					
XS1571399754	YKBNK 5.75 22	02/2022	USD	3.08	B2			NEG	B+		STABLE		NR	
JP579200ACF6	TURKEY 1.47 22	03/2022	JPY	0.689	NR	B2		NEG			STABLE		B+u	STABLE
US900123BY51	TURKEY 5.125 22	03/2022	USD	2.679	B2	B2		NEG	BB-		STABLE	NR	B+u	STABLE
XS1508390090	ISCTR 5.5 22	04/2022	USD	3.157	B3			NEG	B+		STABLE		B+	STABLE
XS1605397394	TCZIRA 5.125 22	05/2022	USD	3.412	B2			NEG	B+		STABLE		NR	
XS1613091500	QNBFB 4.875 22	05/2022	USD	2.853	B2			NEG	B+		STABLE			
XS1622626379	VAKBN 5.625 22	05/2022	USD	3.445	B2	WR		NEG	B+		STABLE		NR	
USM8931TAF68	GARAN 5.25 22	09/2022	USD	3.082	B2			NEG	B+		STABLE		NR	
XS1684378208	EXCRTU 4.25 22	09/2022	USD	3.581	B2	B2		NEG	B+		STABLE		NR	
US900123BZ27	TURKEY 6.25 22	09/2022	USD	3.293	B2	B2		NEG	BB-		STABLE	NR	B+u	STABLE
XS0847042024	ISCTR 6 22	10/2022	USD	4.401	Caa2			NEG	B-		STABLE		B+	STABLE
USM0375YAK49	AKBNK 5 22	10/2022	USD	3.29	B2			NEG	B+		STABLE			
XS0848940523	AEFES 3.375 22	11/2022	USD	2.015	B2u			NEG			STABLE	BBB-	BBB-	STABLE
XS0849728190	VAKBN 6 22	11/2022	USD	4.45	Caa3	WR		NEG	B-		STABLE		NR	
XS0861979440	YKBNK 5.5 22	12/2022	USD	4.446	Caa1			NEG	B-		STABLE		NR	
XS1750996206	TSKBTI 5.5 23	01/2023	USD	4.274	B3			NEG	B+		STABLE			
XS1711581337	FCFIN 6 23	01/2023	USD	4.873					B+		NEG			
XS1747548532	PETKM 5.875 23	01/2023	USD	4.297	B2			NEG	B		STABLE			
XS1760780731	VAKBN 5.75 23	01/2023	USD	4.139	B2	WR		NEG	B+		STABLE		NR	
XS1379145656	KCHOL 5.25 23	03/2023	USD	3.266	B2			NEG				BB-	BB-	STABLE
XS1576037284	GARAN 5.875 23	03/2023	USD	3.273	B2			NEG	B+		STABLE		NR	
XS1788516679	YKBNK 6.1 23	03/2023	USD	4.25	B2			NEG	B+		STABLE		NR	
US900123CA66	TURKEY 3.25 23	03/2023	USD	3.51	B2	B2		NEG	BB-		STABLE		B+u	STABLE
XS0910932788	ACKAF 5 23	04/2023	USD	3.015					BB		STABLE	BB	BB	NEG
XS1586385178	TURKSK 5.004 23	04/2023	USD	3.152	B2			NEG	BB-					
XS1057340009	TURKEY 4.125 23	04/2023	EUR	2.075	B2	B2		NEG	BB-		STABLE		B+u	STABLE
XS1807502668	RGYAST 7.25 23	04/2023	USD	8.992	B3			NEG	B		NEG			
XS1691349010	TCZIRA 5.125 23	09/2023	USD	4.236	B2			NEG	B+		STABLE		NR	
XS1496463297	EXCRTU 5.375 23	10/2023	USD	4.401	B2	B2		NEG	B+		STABLE		NR	
XS1003016018	ISCTR 7.85 23	12/2023	USD	5.061	Caa3			NEG	B-		STABLE		B+	STABLE
US900123CR91	TURKEY 7.25 23	12/2023	USD	4.081	B2	B2		NEG	BB-		STABLE		B+u	STABLE
XS1917720911	EXCRTU 8.25 24	01/2024	USD	4.907	B2	B2		NEG	B+		STABLE		NR	
US900123CF53	TURKEY 5.75 24	03/2024	USD	4.198	B2	B2		NEG	BB-		STABLE		B+u	STABLE
XS1970705528	VAKBN 8.125 24	03/2024	USD	5.012	B2	WR		NEG	B+		STABLE		NR	
XS1578203462	ISCTR 6.125 24	04/2024	USD	4.895	B3			NEG	B+		STABLE		B+	STABLE
XS1814962582	EXCRTU 6.125 24	05/2024	USD	4.779	B2	B2		NEG	B+		STABLE		NR	
XS1028951264	TURKTI 4.875 24	06/2024	USD	3.467					BB-			BB-	BB-	STABLE
XS1634372954	YKBNK 5.85 24	06/2024	USD	4.798	B2			NEG	B+		STABLE		NR	
US900123CV04	TURKEY 6.35 24	08/2024	USD	4.394	B2	B2		NEG	BB-		STABLE		B+u	STABLE
XS1959391019	QNBFB 6.875 24	09/2024	USD	4.104	B2			NEG	B+		STABLE			
XS1577950402	CCOLAT 4.215 24	09/2024	USD	2.688	B2			NEG	BBB-		STABLE			
JP579200AEM8	TURKEY 1.05 24	09/2024	JPY	1.103		B2		NEG			STABLE		B+u	STABLE
XS1958649854	YKBNK 8.25 24	10/2024	USD	4.99	B2			NEG	B+		STABLE		NR	
XS1686704948	TUPRST 4.5 24	10/2024	USD	4.255	B2			NEG	B+		NEG			
US900123CW86	TURKEY 5.6 24	11/2024	USD	4.439	B2	B2		NEG	BB-		STABLE		B+u	STABLE

Moody's	S&P	Fitch	Açıklama
Aaa	AAA	AAA	Minimal Kredi Riski
Aa1	AA+	AA+	
Aa2	AA	AA	
Aa3	AA-	AA-	Çok Düşük Kredi Riski
A1	A+	A+	
A2	A	A	
A3	A-	A-	Düşük Kredi Riski
Baa1	BBB+	BBB-	
Baa2	BBB	BBB-	
Baa3	BBB-	BBB-	Yönetilebilir Kredi Riski
Ba1	BB+	BB+	
Ba2	BB	BB	
Ba3	BB-	BB-	Önemli Kredi Riski
B1	B+	B+	
B2	B	B	
B3	B-	B-	Yüksek Kredi Riski
Caa1	CCC+	CCC	
Caa2	CCC	CCC	
Caa3	CCC-	CCC	Çok Yüksek Kredi Riski
Ca	CC	CC	
C	C	C	
C	SD	DDD	Geri döndürülebilir default
/	D	DD	
/		D	
NR	NR	NR	Çok düşük ihtimal geri döndürülebilir iflas
			Değerleme Yapılmıyor

*Kaynak: Bloomberg, İş Yatırım.

Kredi Notları -Türk ve Yurtdışı Devlet ve Özel Sektör Eurotahvilleri

İŞ YATIRIM

[Rapor Terimlerini Açıklayıcı Doküman](#)

Ulke ve Şirket Görünüm & Notları		Vade ↑	Kur	Getiri (%)	Moody's			Fitch			S&P		
ISIN	Ticker				Rating	Uzun Dönem YP	Görünüm	Rating	Uzun Dönem YP	Görünüm	Rating	Uzun Dönem YP	Görünüm
XS1141043296	TURKSK 4.489 24	11/2024	USD	3.741	B2		NEG	BB-					
XS2100270508	TSKBTI 6 25	01/2025	USD	5.329	B3		NEG	B+		STABLE			
XS2112797290	VAKBN 5.25 25	02/2025	USD	5.273	B2	WR	NEG	B+			NR		
US900123AW05	TURKEY 7.375 25	02/2025	USD	4.585	B2	B2	NEG	BB-		STABLE	NR	B+u	
XS1955059420	TURKTI 6.875 25	02/2025	USD	3.888				BB-			BB-	STABLE	
XS1961766596	KCHOL 6.5 25	03/2025	USD	4.133	B2		NEG				BB-	STABLE	
US900123CX69	TURKEY 4.25 25	03/2025	USD	4.596	B2	B2	NEG	BB-		STABLE		B+u	
XS1210422074	AKBNK 5.125 25	03/2025	USD	4.604	B2		NEG	B+		STABLE			
XS1843443356	TURKEY 4.625 25	03/2025	EUR	3.109	B2	B2	NEG	BB-		STABLE		B+u	
XS1629918415	TURKEY 3.25 25	06/2025	EUR	3.069	B2	B2	NEG	BB-		STABLE		B+u	
US900123CZ18	TURKEY 6.375 25	10/2025	USD	4.846	B2	B2	NEG			STABLE		B+u	
XS1298711729	TCELLT 5.75 25	10/2025	USD	3.966	B2u		NEG	BB-		STABLE	BB-	STABLE	
XS2241387500	ULKER 6.95 25	10/2025	USD	4.897				BB-		STABLE	B+	STABLE	
XS2010029234	ISTNBL 6.375 25	12/2025	USD	6.064	B2		NEG	BB-		STABLE		NR	
XS2266963003	VAKBN 6.5 26	01/2026	USD	5.64	B2	WR	NEG	B+		STABLE		NR	
XS2281369301	TSKBTI 5.875 26	01/2026	USD	5.59	B3		NEG	B+		STABLE			
US900123DB31	TURKEY 4.75 26	01/2026	USD	4.897	B2	B2	NEG	BB-		STABLE		B+u	
XS2131335270	AKBNK 6.8 26	02/2026	USD	5.442	B2		NEG	B+		STABLE			
XS1909184753	TURKEY 5.2 26	02/2026	EUR	3.515	B2	B2	NEG	BB-		STABLE		B+u	
XS2274089288	TCZIRA 5.375 26	03/2026	USD	5.472	B2		NEG	B+		STABLE		NR	
XS1376681067	YKBNK 8.5 26	03/2026	USD	-98.626	Caa2		NEG	B-		STABLE		NR	
XS1961010987	SİSETI 6.95 26	03/2026	USD	4.595	B2		NEG	BB-		STABLE		NR	
US900123CJ75	TURKEY 4.25 26	04/2026	USD	4.916	B2	B2	NEG	BB-		STABLE		B+u	
XS1396282177	ALNTF 8.75 26	04/2026	USD	8.544	B3		NEG	B		STABLE			
US900123CK49	TURKEY 4.875 26	10/2026	USD	5.112	B2	B2	NEG	BB-		STABLE		B+u	
XS1574750292	AKBNK 7.2 27	03/2027	USD	5.854	Caa2		NEG	B-		STABLE			
US900123CL22	TURKEY 6 27	03/2027	USD	5.328	B2	B2	NEG	BB-		STABLE		B+u	
XS1584113184	TSKBTI 7.625 27	03/2027	USD	6.162	Caa3		NEG	B-		STABLE			
XS1617531063	GARAN 6.125 27	05/2027	USD	5.222	Caa2		NEG	B		STABLE		NR	
XS1655085485	ODEABK 7.625 27	08/2027	USD	11.66	Caa3		NEG	CCC+		NEG			
XS1551747733	VAKBN 8 27	11/2027	USD	6.531	Ca	WR	NEG	B-		STABLE		NR	
XS1386178237	FCFIN 7.75 27	11/2027	USD	6.385				B-		NEG			
US900123CP36	TURKEY 5.125 28	02/2028	USD	5.462	B2	B2	NEG	BB-		STABLE		B+u	
XS1803215869	TCELLT 5.8 28	04/2028	USD	4.623			NEG	BB-		STABLE	BB-	STABLE	
XS1772360803	AKBNK 6.797 28	04/2028	USD	5.499	Caa2		NEG	B-		STABLE			
XS1623796072	ISCTR 7 28	06/2028	USD	6.215	Caa3		NEG	B-		STABLE		B+	
US900123CQ19	TURKEY 6.125 28	10/2028	USD	5.655	B2	B2	NEG	BB-		STABLE		B+u	
US900123CT57	TURKEY 7.625 29	04/2029	USD	5.878	B2	B2	NEG	BB-		STABLE		B+u	
US900123AL40	TURKEY 11.875 30	01/2030	USD	5.919	B2	B2	NEG	BB-		STABLE	NR	B+u	
XS2106022754	ISCTR 7.75 30	01/2030	USD	6.966	Caa3		NEG	B-		STABLE		B+	
US900123CY43	TURKEY 5.25 30	03/2030	USD	5.846	B2	B2	NEG	BB-		STABLE		B+u	
US900123DA57	TURKEY 5.95 31	01/2031	USD	6.04	B2	B2	NEG			STABLE		B+u	
XS2286436451	YKBNK 7.875 31	01/2031	USD	7.423	Caa2		NEG	B-		STABLE		NR	
US900123DC14	TURKEY 5.875 31	06/2031	USD	6.078	B2	B2	NEG	BB-		STABLE		B+u	
US900123AT75	TURKEY 8 34	02/2034	USD	6.449	B2	B2	NEG	BB-		STABLE	NR	B+u	
US900123AY60	TURKEY 6.875 36	03/2036	USD	6.604	B2	B2	NEG	BB-		STABLE	NR	B+u	
US900123BB58	TURKEY 7.25 38	03/2038	USD	6.704	B2	B2	NEG	BB-		STABLE	NR	B+u	
US900123BG46	TURKEY 6.75 40	05/2040	USD	6.868	B2	B2	NEG	BB-		STABLE	NR	B+u	
US900123BJ84	TURKEY 6 41	01/2041	USD	6.834	B2	B2	NEG	BB-		STABLE	NR	B+u	
US900123CB40	TURKEY 4.875 43	04/2043	USD	6.52	B2	B2	NEG	BB-		STABLE		B+u	
US900123CG37	TURKEY 6.625 45	02/2045	USD	6.938	B2	B2	NEG	BB-		STABLE		B+u	
US900123CM05	TURKEY 5.75 47	05/2047	USD	6.789	B2	B2	NEG	BB-		STABLE		B+u	
XS1867595750	YKBNK 13.875 PERP	01/3000	USD	10.791	Caa3u		NEG			STABLE		NR	
UAE													
XS0863524277	TAQAUH 3.625 23	01/2023	USD	0.643	Aa3			STABLE	AA-		STABLE	NR	
CAYMAN ISLANDS													
USG1315RAG68	BRASKM 5.375 22	05/2022	USD	1.199	Ba1		NEG	BB+				BB+	
US10553YAF25	BRASKM 6.45 24	02/2024	USD	2.81	Ba1		NEG	BB+				BB+	
US31572UAE64	FIBRBZ 5.25 24	05/2024	USD	1.567	Ba1		STABLE	BBB-				BBB-	
XS1075401726	EMAARM 4.564 24	06/2024	USD	2.324	Baa2			STABLE				BB+	
XS1301525207	ALBRK 9.371 25	11/2025	USD	8.615								CCC-	
XS1323608635	KFINKK 7.9 26	02/2026	USD	0				WD					

Moody's	S&P	Fitch	Açıklama
---------	-----	-------	----------

Kredi Notları -Türk ve Yurtdışı Devlet ve Özel Sektör Eurotahvilleri

İŞ YATIRIM

[Rapor Terimlerini Açıklayıcı Doküman](#)

Ulke ve Şirket Görünüm & Notları		Vade ↓	Kur	Getiri (%)	Moody's			Fitch			S&P			
ISIN	Ticker				Rating	Uzun Dönem YP	Görünüm	Rating	Uzun Dönem YP	Görünüm	Rating	Uzun Dönem YP	Görünüm	
ISLE OF MAN														
US03512TAC53	ANGSJ 5.125 22	08/2022	USD	1.301	Baa3			NEG				BB+		
CHINA														
US06120TAA60	BCHINA 5 24	11/2024	USD	1.451	Baa2	A1		STABLE	BBB+		STABLE	BBB+	A	STABLE
MEXICO														
USP16259AB20	BBVASM 6.5 21	03/2021	USD	-105.665	WR			NEG	NR					
US71654QBG64	PEMEX 3.5 23	01/2023	USD	2.592	Ba2	Ba2		NEG	BB-		STABLE	BBB	BBB	NEG
USP30179AM09	CFELEC 4.875 24	01/2024	USD	1.371	Baa1			NEG	BBB-		STABLE	BBB	BBB	NEG
USP16259AK29	BBVASM 4.375 24	04/2024	USD	1.267	Baa1			NEG	BBB					
XS1731106347	CEMEX 2.75 24	12/2024	EUR	2.267					BB-		NEG	BB	NR	
USP2253TJE03	CEMEX 5.7 25	01/2025	USD	4.99					BB-		NEG	BB	NR	
US91087BAA89	MEX 3.6 25	01/2025	USD	1.093	Baa1	Baa1		NEG	BBB-		STABLE	BBB	BBB	NEG
XS0213101073	PEMEX 5.5 25	02/2025	EUR	3.23	Ba2	Ba2		NEG	BB-		STABLE	BBB	BBB	NEG
XS1824425182	PEMEX 3.625 25	11/2025	EUR	3.757	Ba2	Ba2		NEG	BB-		STABLE	BBB	BBB	NEG
XS1172951508	PEMEX 2.75 27	04/2027	EUR	4.58	Ba2	Ba2		NEG	BB-		STABLE	BBB	BBB	NEG
XS1568888777	PEMEX 4.875 28	02/2028	EUR	4.995	Ba2	Ba2		NEG	BB-		STABLE	BBB	BBB	NEG
XS1824424706	PEMEX 4.75 29	02/2029	EUR	5.222	Ba2	Ba2		NEG	BB-		STABLE	BBB	BBB	NEG
US91086QBF46	MEX 4.6 46	01/2046	USD	4.421	Baa1	Baa1		NEG	BBB-		STABLE	BBB	BBB	NEG
XS1218289103	MEX 4 2115	03/2115	EUR	3.736	Baa1	Baa1		NEG	BBB-		STABLE	BBB	BBB	NEG
BRAZIL														
US46556MAF95	ITAU 5.65 22	03/2022	USD	1.783	Ba3			STABLE	B+					
US105756AR10	BRAZIL 8.875 24	04/2024	USD	0.889	Ba2	Ba2		STABLE	BB-		NEG	BB-	BB-	STABLE
USP1905CAE05	BRFSBZ 4.75 24	05/2024	USD	2.767	Ba2			STABLE	BB		STABLE	BB-	BB-	POS
US105756BV13	BRAZIL 4.25 25	01/2025	USD	2.308	Ba2	Ba2		STABLE	BB-		NEG	BB-	BB-	STABLE
US105756AE07	BRAZIL 10.125 27	05/2027	USD	2.584	Ba2	Ba2		STABLE	BB-		NEG	BB-	BB-	STABLE
US105756BB58	BRAZIL 8.25 34	01/2034	USD	4.976	Ba2	Ba2		STABLE	BB-		NEG	BB-	BB-	STABLE
UNITED STATES														
GT2	T 0.125 23	02/2023	USD	0.153	#N/A Fiel			STABLE	#N/A Fiel		NEG	#N/A Fiel	AA+u	STABLE
GT3	T 0.25 24	03/2024	USD	0.323	#N/A Fiel			STABLE	#N/A Fiel		NEG	#N/A Fiel	AA+u	STABLE
USU12763AD75	CEMEX 6 24	04/2024	USD	0					WD			NR		
GT5	T 0.5 26	02/2026	USD	0.784	#N/A Fiel			STABLE	#N/A Fiel		NEG	#N/A Fiel	AA+u	STABLE
GT10	T 1.125 31	02/2031	USD	1.518	#N/A Fiel			STABLE	#N/A Fiel		NEG	#N/A Fiel	AA+u	STABLE
GT30	T 1.875 51	02/2051	USD	2.241	#N/A Fiel			STABLE	#N/A Fiel		NEG	#N/A Fiel	AA+u	STABLE
BRITISH VIRGIN														
USG21895AC44	CNPCC 5.95 41	04/2041	USD	3.469	A2			STABLE	A+			A		
SOUTH AFRICA														
XS0809571739	SAFTRA 4 22	07/2022	USD	1.793	Ba2			NEG	BB-u		NEG	BB-	BB-	STABLE
US836205AQ75	SOAF 4.665 24	01/2024	USD	2.482	Ba2	Ba2		NEG	BB-		NEG	BB-	BB-	STABLE
XS1187065443	ESKOM 7.125 25	02/2025	USD	5.803	Caa2	Caa2		NEG			NEG	CCC+	CCC+	NEG
US836205AR58	SOAF 5.875 25	09/2025	USD	3.281	Ba2	Ba2		NEG	BB-		NEG	BB-	BB-	STABLE
US836205AS32	SOAF 5.375 44	07/2044	USD	6.125	Ba2	Ba2		NEG	BB-		NEG	BB-	BB-	STABLE
LUXEMBOURG														
USP98088AA83	VOTORA 7.25 41	04/2041	USD	4.948	Ba1			STABLE	BBB-			BBB-		
GEORGIA														
XS0800346362	GRAIL 7.75 22	07/2022	USD	1.935					BB-		NEG	B+	B+	NEG
KAZAKHSTAN														
XS0867478124	HSBKZ 5.5 22	12/2022	USD	-69.979		WR		POS	BB+		STABLE	BB	BB	STABLE
XS1120709669	KAZAKS 3.875 24	10/2024	USD	0.989	Baa3	(P)Baa3		POS	BBB		STABLE	BBB-	BBB-	STABLE
XS1263054519	KAZAKS 5.125 25	07/2025	USD	1.18	Baa3	(P)Baa3		POS	BBB		STABLE	BBB-	BBB-	STABLE
XS1120709826	KAZAKS 4.875 44	10/2044	USD	3.456	Baa3	(P)Baa3		POS	BBB		STABLE	BBB-	BBB-	STABLE
XS1263139856	KAZAKS 6.5 45	07/2045	USD	3.66	Baa3	(P)Baa3		POS	BBB		STABLE	BBB-	BBB-	STABLE
NETHERLANDS														
US71647NAF69	PETBRA 4.375 23	05/2023	USD	1.666	Ba2			STABLE	BB-			BB-		
US71647NAM11	PETBRA 6.25 24	03/2024	USD	2.033	Ba2			STABLE	BB-			BB-		
XS0982711714	PETBRA 4.75 25	01/2025	EUR	1.393	Ba2			STABLE	BB-			BB-		
XS1813724603	TEVA 4.5 25	03/2025	EUR	3.256	Ba2			NEG	BB-u			BB-		
XS1211044075	TEVA 1.875 27	03/2027	EUR	3.167	Ba2			NEG	BB-u			BB-		
XS1706923148	FCFIN 7.25 27	11/2027	USD	6.126	B2			NEG	B-		NEG			
XS1439749364	TEVA 1.625 28	10/2028	EUR	3.145	Ba2			NEG	BB-u			BB-		
US71647NAN93	PETBRA 6.85 2115	06/2115	USD	6.72	Ba2			STABLE	BB-			BB-		
INDONESIA														

Moody's	S&P	Fitch	Açıklama
---------	-----	-------	----------

Diğer Göstergeler

İŞ YATIRIM 

[Rapor Terimlerini Açıklayıcı Doküman](#)

GOÜ Tahvil Perf.2Y Rates			
Ülke	10/03	09/03	1G Δ
Çek	0.77	0.77 ▲	1%
Cin	2.72	2.72 ▲	0%
G. Kore	1.01	1.02 ▲	-1%
G.Afrika	5.42	5.53 ▲	-2%
Hindistan	4.80	4.80 ▲	0%
Macaristan	1.09	1.12 ▲	-3%
Meksika	4.46	4.43 ▲	1%
Polonya	0.14	0.19 ▼	-25%
Rusya	5.18	5.22 ▲	-1%
Singapur	0.51	0.50 ▲	2%
Tayland	0.63	0.66 ▲	-5%

Türkiye Cross Cur. Swap (USD↔TRY / Rate%)			
Vade	10/03	09/03	1G Δ
1 Yıl	17.87	18.15 ▬	-0.28
2 Yıl	16.52	16.80 ▬	-0.28
3 Yıl	15.75	16.02 ▬	-0.28
4 Yıl	15.24	15.60 ▼	-0.36
5 Yıl	14.96	15.25 ▬	-0.29
6 Yıl	14.66	14.94 ▬	-0.28
7 Yıl	14.35	14.64 ▬	-0.29
8 Yıl	14.18	14.41 ▲	-0.23
9 Yıl	13.99	14.21 ▲	-0.22
10 Yıl	13.80	14.02 ▲	-0.22

Gelişmiş Ülkeler 2y			
Ülke	2Y Faiz(%)		
	10/03	09/03	Değişim BPS
ABD	0.16	0.16 ▼	0.01
Almanya	-0.69	-0.69 ▼	-0.07
İngiltere	0.08	0.09 ▼	-1.46
Fransa	-0.61	-0.63 ▼	1.72
İspanya	-0.46	-0.44 ▼	-2.13
İtalya	-0.37	-0.34 ▼	-2.97
<i>Türkiye</i>	<i>16.37</i>	<i>16.14 ▲</i>	<i>23.00</i>

Cross Currency Swap (5yr)			
Ülke	10/03	09/03	1G Δ
Çin	2.97	2.93 ▲	1%
Macaristan	2.22	2.23 ▬	-1%
G.Kore	0.75	0.74 ▲	2%
Rusya	5.49	5.41 ▲	1%
Tayland	1.06	1.10 ▼	-4%
Türkiye	14.96	15.25 ▬	-2%

Gelişmiş Ülkeler 10y			
Ülke	10Y Faiz(%)		
	10/03	09/03	Değişim BPS
ABD	1.53	1.60 ▼	-7.57
Almanya	-0.30	-0.28 ▬	-2.31
İngiltere	0.73	0.75 ▬	-2.81
Fransa	-0.06	-0.03 ▬	-2.57
İspanya	0.36	0.40 ▬	-3.53
İtalya	0.69	0.76 ▼	-6.41
<i>Türkiye</i>	<i>14.00</i>	<i>13.98 ▲</i>	<i>2.00</i>



İletişim Bilgileri

SGMK Yurtiçi Piyasalar

Serhat Devecioğlu
sdevecioğlu@isyatirim.com.tr

Evrım Erten Başar
ebasar@isyatirim.com.tr

Burak Seçkin
bseckin@isyatirim.com.tr

Araştırma
Emre Sezan, CFA
esezan@isyatirim.com.tr

Ahmet Toker
atoker@isyatirim.com.tr

Eurotahviller

Pınar Ozyüksel
pozyuksel@isyatirim.com.tr

Tolga Murat
tmurat@isyatirim.com.tr

Zeynep Kavsara
zkavsara@isyatirim.com.tr

[Rapor Terimlerini Açıklayıcı Doküman](#)

<https://www.isyatirim.com.tr/tr-tr/analiz/Savfalar/sqmk.aspx>



Burada yer alan bilgiler İş Yatırım Menkul Değerler A.Ş. tarafından bilgilendirme amacı ile hazırlanmıştır. Yatırım bilgi, yorum ve tavsiyeleri yatırım danışmanlığı kapsamında değildir. Yatırım danışmanlığı hizmeti; aracı kurumlar, portföy yönetim şirketleri, mevduat kabul etmeyen bankalar ile müşteri arasında imzalanacak yatırım danışmanlığı sözleşmesi çerçevesinde sunulmaktadır. Burada yer alan yorum ve tavsiyeler, yorum ve tavsiyede bulunanların kişisel görüşlerine dayanmaktadır. Herhangi bir yatırım aracının alım-satım önerisi ya da getiri vaadi olarak yorumlanmamalıdır. Bu görüşler mali durumunuz ile risk ve getiri tercihlerinize uygun olmayabilir. Bu nedenle, sadece burada yer alan bilgilere dayanarak yatırım kararı verilmesi beklentilerinize uygun sonuçlar doğurmayabilir.

Burada yer alan fiyatlar, veriler ve bilgilerin tam ve doğru olduğu garanti edilemez; içerik, haber verilmeksizin değiştirilebilir. Tüm veriler, İş Yatırım Menkul Değerler A.Ş. tarafından güvenilir olduğuna inanılan kaynaklardan alınmıştır. Bu kaynakların kullanılması nedeni ile ortaya çıkabilecek hatalardan İş Yatırım Menkul Değerler A.Ş. sorumlu değildir.

Bu içeriğe ilişkin tüm telif hakları İş Yatırım Menkul Değerler A.Ş.'ye aittir. Bu içerik, açık iznimiz olmaksızın başkaları tarafından herhangi bir amaçla, kısmen veya tamamen çoğaltılamaz, dağıtılamaz, yayımlanamaz veya değiştirilemez.