

Türk Eurotahvilleri

İŞ YATIRIM



Rapor Terimlerini Açıklayıcı Doküman

Tanım	Enstrüman	Kupon	Vade ↓	İhraç Büyüklüğü (mlr)	Son	Alış Fiyatı	Satış Fiyatı	Birikmiş Faiz	Alış Getiri (%)	Satış Getiri (%)	Minimum İşlem Büyüklüğü	Fiyat Performansı		Dur.	Payment Rank
												1A(Δ %)	1Y(Δ %)		
*Vadelerine göre sıralanmıştır.															
USD Cinsinden															
Devlet Eurotahvilleri															
XS1028943089	EXCRTU 5 21	5.00	23/09/21	500	100.895	100.547	101.242	0.97	3.16	0.92	200,000	0.17	0.28	0.304	Sr Unsecured
XS0993155398	TURKEY 4.35 21	4.35	12/11/21	1,250	101.584	101.311	101.857	2.42	1.35	0.16	100,000	0.29	-0.18	0.442	Sr Unsecured
JP579200ACF6	TURKEY 1.47 22	1.47	15/03/22	90,000	0.000	0.000	0.000	0.15	0.00	0.00	100,000,000			0.891	Sr Unsecured
US900123BY51	TURKEY 5.125 22	5.13	25/03/22	1,000	102.324	102.001	102.646	0.97	2.61	1.82	200,000	0.54	2.13	0.790	Sr Unsecured
XS1684378208	EXCRTU 4.25 22	4.25	18/09/22	500	101.392	100.987	101.797	0.89	3.46	2.82	200,000	1.23	5.30	1.241	Sr Unsecured
US900123BZ27	TURKEY 6.25 22	6.25	26/09/22	2,500	104.200	103.883	104.516	1.16	3.20	2.72	200,000	0.97	2.53	1.251	Sr Unsecured
US900123CA66	TURKEY 3.25 23	3.25	23/03/23	1,500	99.487	99.248	99.726	0.63	3.68	3.41	200,000	1.13	5.97	1.727	Sr Unsecured
XS1057340009	TURKEY 4.125 23	4.13	11/04/23	1,000	103.973	103.465	104.481	0.60	2.20	1.65	100,000	1.37	3.50	1.782	Sr Unsecured
XS1496463297	EXCRTU 5.375 23	5.38	24/10/23	500	102.550	102.110	102.989	0.58	4.43	4.05	200,000	1.74	6.52	2.219	Sr Unsecured
US900123CR91	TURKEY 7.25 23	7.25	23/12/23	2,000	107.913	107.535	108.291	3.22	4.11	3.81	200,000	1.62	4.40	2.273	Sr Unsecured
XS1917720911	EXCRTU 8.25 24	8.25	24/01/24	500	108.252	108.004	108.500	2.96	4.98	4.78	200,000	1.48	3.89	2.317	Sr Unsecured
US900123CF53	TURKEY 5.75 24	5.75	22/03/24	2,500	103.539	103.170	103.907	1.13	4.53	4.25	200,000	1.52	5.11	2.549	Sr Unsecured
XS1814962582	EXCRTU 6.125 24	6.13	03/05/24	500	103.577	103.379	103.775	0.51	4.87	4.72	200,000	1.57	6.88	2.644	Sr Unsecured
US900123CV04	TURKEY 6.35 24	6.35	10/08/24	2,250	104.812	104.450	105.173	1.99	4.82	4.58	200,000	1.52	4.63	2.822	Sr Unsecured
JP579200AEM8	TURKEY 1.05 24	1.05	25/09/24	100,000	99.684	99.670	99.697	0.20	1.15	1.15	100,000,000	0.00	-0.15	3.182	Sr Unsecured
US900123CW86	TURKEY 5.6 24	5.60	14/11/24	2,500	102.574	102.201	102.947	0.30	4.90	4.66	200,000	1.64	5.45	3.104	Sr Unsecured
US900123AW05	TURKEY 7.375 25	7.38	05/02/25	3,250	107.766	107.492	108.040	2.42	5.11	4.95	2,000	1.30	3.62	3.151	Sr Unsecured
US900123CX69	TURKEY 4.25 25	4.25	13/03/25	2,000	97.566	97.200	97.931	0.94	5.07	4.85	200,000	1.38	6.11	3.409	Sr Unsecured
XS1843443356	TURKEY 4.625 25	4.63	31/03/25	1,250	104.321	104.140	104.502	0.81	3.45	3.35	100,000	1.07	4.41	3.456	Sr Unsecured
XS1629918415	TURKEY 3.25 25	3.25	14/06/25	1,000	99.493	99.146	99.839	3.15	3.48	3.29	100,000	1.38	5.89	3.602	Sr Unsecured
US900123CZ18	TURKEY 6.375 25	6.38	14/10/25	2,500	104.332	103.949	104.715	0.87	5.35	5.15	200,000	1.43		3.761	Sr Unsecured
US900123DB31	TURKEY 4.75 26	4.75	26/01/26	1,750	97.835	97.552	98.119	1.68	5.35	5.21	200,000	1.36		4.043	Sr Unsecured
XS1909184753	TURKEY 5.2 26	5.20	16/02/26	1,500	104.898	104.567	105.228	1.52	4.11	3.96	100,000	1.26	4.20	4.085	Sr Unsecured
US900123CJ75	TURKEY 4.25 26	4.25	14/04/26	1,500	95.438	95.024	95.852	0.58	5.43	5.23	200,000	1.69	6.62	4.293	Sr Unsecured
US900123CK49	TURKEY 4.875 26	4.88	09/10/26	3,000	97.444	97.064	97.823	0.73	5.52	5.35	200,000	1.67	6.57	4.605	Sr Unsecured
US900123CL22	TURKEY 6 27	6.00	25/03/27	3,250	101.369	100.981	101.756	1.13	5.80	5.64	200,000	1.58	5.83	4.807	Sr Unsecured
US900123CP36	TURKEY 5.125 28	5.13	17/02/28	2,000	96.150	95.843	96.457	1.51	5.88	5.77	200,000	1.89	7.14	5.490	Sr Unsecured
US900123CQ19	TURKEY 6.125 28	6.13	24/10/28	2,000	100.437	100.155	100.718	0.66	6.10	6.00	200,000	1.67	5.97	5.843	Sr Unsecured
US900123CT57	TURKEY 7.625 29	7.63	26/04/29	3,000	107.977	107.593	108.362	0.78	6.38	6.27	200,000	1.39	4.80	5.924	Sr Unsecured
US900123AL40	TURKEY 11.875 30	11.88	15/01/30	1,500	136.860	136.468	137.252	4.55	6.32	6.22	1,000	1.47	3.03	5.711	Sr Unsecured
US900123CY43	TURKEY 5.25 30	5.25	13/03/30	2,000	93.375	92.994	93.756	1.17	6.30	6.18	200,000	1.58	7.18	6.780	Sr Unsecured
US900123DA57	TURKEY 5.95 31	5.95	15/01/31	2,250	96.647	96.253	97.041	2.99	6.48	6.36	200,000	2.09		6.972	Sr Unsecured
US900123DC14	TURKEY 5.875 31	5.88	26/06/31	1,750	95.770	95.371	96.168	2.07	6.51	6.40	200,000	1.84		7.282	Sr Unsecured
US900123AT75	TURKEY 8 34	8.00	14/02/34	1,500	110.846	110.489	111.202	2.42	6.76	6.68	2,000	1.52	6.47	7.997	Sr Unsecured
US900123AY60	TURKEY 6.875 36	6.88	17/03/36	2,750	99.607	99.270	99.945	1.45	6.95	6.88	2,000	1.44	6.55	9.052	Sr Unsecured
US900123BB58	TURKEY 7.25 38	7.25	05/03/38	1,000	103.283	102.908	103.658	1.77	6.95	6.88	2,000	1.43	7.08	9.576	Sr Unsecured
US900123BG46	TURKEY 6.75 40	6.75	30/05/40	2,000	96.863	96.358	97.368	0.06	7.10	7.00	100,000	1.25	7.06	10.466	Sr Unsecured
US900123BJ84	TURKEY 6 41	6.00	14/01/41	3,000	88.905	88.414	89.396	2.32	7.10	7.00	200,000	1.16	6.65	10.626	Sr Unsecured
US900123CB40	TURKEY 4.875 43	4.88	16/04/43	3,000	78.277	77.969	78.584	0.64	6.83	6.76	200,000	1.09	5.07	12.032	Sr Unsecured
US900123CG37	TURKEY 6.625 45	6.63	17/02/45	3,000	93.009	92.685	93.333	1.95	7.28	7.22	200,000	1.00	5.98	11.215	Sr Unsecured
US900123CM05	TURKEY 5.75 47	5.75	11/05/47	3,500	83.734	83.415	84.053	0.35	7.17	7.10	200,000	1.29	5.40	12.192	Sr Unsecured
Sukuk															
XS1303467077	TURKSK 4.251 21	4.25	08/06/21	1,000	100.309	100.040	100.578	2.07	1.38	-36.43	200,000	-0.15	0.30	0.014	Sr Unsecured

Türk Eurotahvilleri

İŞ YATIRIM



Rapor Terimlerini Açıklayıcı Doküman

Tanım	Enstrüman	Kupon	Vade ↓	İhraç Büyüklüğü (mlr)	Son	Alış Fiyatı	Satış Fiyatı	Birikmiş Faiz	Alış Getiri (%)	Satış Getiri (%)	Minimum İşlem Büyüklüğü	Fiyat Performansı		Dur.	Payment Rank
												1A(Δ %)	1Y(Δ %)		
*Vadelerine göre sıralanmıştır.															
XS1816199373	TURKSK 5.8 22	5.80	21/02/22	2,000	102.126	101.907	102.346	1.64	3.08	2.47	200,000	0.35	1.50	0.693	Sr Unsecured
XS1586385178	TURKSK 5.004 23	5.00	06/04/23	1,250	102.512	102.198	102.826	0.79	3.76	3.41	200,000	0.90	4.72	1.740	Sr Unsecured
XS1141043296	TURKSK 4.489 24	4.49	25/11/24	1,000	102.213	101.882	102.545	0.10	3.91	3.70	200,000	1.23	9.02	3.198	Sr Unsecured

Özel Sektör Eurotahvilleri

Finansal Kuruluşlar

XS1079527211	ISCTR 5 21	5.00	25/06/21	750	100.229	99.890	100.567	2.19	6.66	-4.16	200,000	-0.18	-0.35	0.061	Sr Unsecured
XS1439838548	HALKSK 5 21	5.00	13/07/21	500	99.998	99.557	100.439	1.94	8.85	1.03	200,000	0.04	1.33	0.111	Sr Unsecured
XS1390320981	ISCTR 5.375 21	5.38	06/10/21	750	101.148	100.673	101.623	0.85	3.35	0.61	200,000	0.19	0.40	0.339	Sr Unsecured
XS1508914691	VAKBN 5.5 21	5.50	27/10/21	500	101.334	100.905	101.762	0.55	3.19	1.07	200,000	0.40	0.58	0.397	Sr Unsecured
XS1571399754	YKBNK 5.75 22	5.75	24/02/22	600	102.250	101.780	102.720	1.58	3.24	1.95	200,000	0.31	1.63	0.702	Sr Unsecured
XS1508390090	ISCTR 5.5 22	5.50	21/04/22	600	102.452	101.942	102.963	0.64	3.25	2.09	200,000	0.30	2.57	0.859	Sr Unsecured
XS1605397394	TCZIRA 5.125 22	5.13	03/05/22	600	102.068	101.603	102.532	0.43	3.33	2.32	200,000	0.80	3.25	0.892	Sr Unsecured
XS1613091500	QNBFB 4.875 22	7.50	19/05/22	750	102.394	102.008	102.780	0.19	2.74	1.94	200,000	0.73	3.05	0.938	Sr Unsecured
XS1622626379	VAKBN 5.625 22	5.63	30/05/22	500	102.441	102.241	102.640	0.05	3.31	2.90	200,000	0.55	3.02	0.963	Sr Unsecured
USM8931TAF68	GARAN 5.25 22	5.25	13/09/22	750	103.489	103.021	103.957	1.17	2.82	2.09	200,000	0.67	3.88	1.226	Sr Unsecured
USM0375YAK49	AKBNK 5 22	5.00	24/10/22	500	102.706	102.226	103.185	0.54	3.35	2.65	150,000	0.86	3.95	1.336	Sr Unsecured
XS0847042024	ISCTR 6 22	6.00	24/10/22	1,000	102.031	101.256	102.806	0.65	5.05	3.91	200,000	0.96	3.29	1.319	Subordinated
XS0849728190	VAKBN 6 22	6.00	01/11/22	672	101.996	101.314	102.677	0.53	5.02	4.03	200,000	0.73	4.02	1.338	Subordinated
XS0861979440	YKBNK 5.5 22	5.50	06/12/22	1,000	101.917	101.362	102.472	2.70	4.56	3.80	200,000	1.18	5.50	1.401	Subordinated
XS1750996206	TSKBTI 5.5 23	5.50	16/01/23	350	102.001	101.862	102.141	2.09	4.29	4.12	200,000	0.79	4.61	1.510	Sr Unsecured
XS1711581337	FCFIN 6 23	6.00	25/01/23	300	100.913	99.915	101.911	2.13	6.05	4.77	200,000	0.02	6.34	1.518	Sr Unsecured
XS1760780731	VAKBN 5.75 23	5.75	30/01/23	650	102.705	102.449	102.960	1.96	4.20	3.89	200,000	1.15	5.01	1.546	Sr Unsecured
XS1788516679	YKBNK 6.1 23	6.10	16/03/23	500	103.777	103.553	104.001	1.30	4.01	3.76	200,000	1.07	4.13	1.669	Sr Unsecured
XS1576037284	GARAN 5.875 23	5.88	16/03/23	500	104.701	104.568	104.834	1.26	3.22	3.07	200,000	0.87	4.84	1.678	Sr Unsecured
XS1691349010	TCZIRA 5.125 23	5.13	29/09/23	500	102.260	101.835	102.685	0.91	4.28	3.90	200,000	0.70	6.91	2.158	Sr Unsecured
XS1003016018	ISCTR 7.85 23	7.85	10/12/23	400	105.283	104.356	106.209	3.77	5.96	5.19	200,000	0.68	4.76	2.198	Subordinated
XS1970705528	VAKBN 8.125 24	8.13	28/03/24	600	108.195	107.933	108.456	1.47	5.07	4.87	200,000	1.45	5.29	2.493	Sr Unsecured
XS1578203462	ISCTR 6.125 24	6.13	25/04/24	1,250	103.441	102.935	103.947	0.65	5.02	4.65	200,000	1.19	6.08	2.621	Sr Unsecured
XS1634372954	YKBNK 5.85 24	5.85	21/06/24	500	102.547	102.059	103.035	2.63	5.11	4.77	200,000	1.37	5.83	2.703	Sr Unsecured
XS1959391019	QNBFB 6.875 24	6.88	07/09/24	650	107.675	107.359	107.992	1.64	4.42	4.22	200,000	1.07	5.50	2.884	Sr Unsecured
XS1958649854	YKBNK 8.25 24	8.25	15/10/24	500	108.774	108.598	108.950	1.10	5.42	5.31	200,000	0.94	4.06	2.918	Sr Unsecured
XS2100270508	TSKBTI 6 25	6.00	23/01/25	400	101.029	100.445	101.612	2.17	5.86	5.50	200,000	0.94	6.82	3.167	Sr Unsecured
XS2112797290	VAKBN 5.25 25	5.25	05/02/25	750	98.877	98.363	99.391	1.72	5.75	5.43	200,000	0.93	7.89	3.239	Sr Unsecured
XS1210422074	AKBNK 5.125 25	5.13	31/03/25	500	100.849	100.339	101.359	0.90	5.02	4.73	200,000	1.03	7.33	3.411	Sr Unsecured
XS1301525207	ALBRK 9.371 25	9.37	30/11/25	250	0.000	0.000	0.000	4.09	0.00	0.00	200,000			3.518	Subordinated
XS2266963003	VAKBN 6.5 26	6.50	08/01/26	750	101.809	101.357	102.260	3.16	6.15	5.93	200,000	1.43		3.818	Sr Unsecured
XS2281369301	TSKBTI 5.875 26	5.88	14/01/26	350	99.459	98.983	99.934	2.27	6.13	5.89	200,000	0.77		3.899	Sr Unsecured
XS2131335270	AKBNK 6.8 26	6.80	06/02/26	500	105.026	104.499	105.552	2.21	5.69	5.44	200,000	1.12		3.908	Sr Unsecured
XS2274089288	TCZIRA 5.375 26	5.38	02/03/26	600	97.846	97.410	98.281	1.81	6.01	5.79	200,000	1.22		4.053	Sr Unsecured
XS1574750292	AKBNK 7.2 27	7.20	16/03/27	500	101.574	100.915	102.232	1.54	5.93	5.66	200,000	0.38	7.46	0.750	Subordinated
XS1584113184	TSKBTI 7.625 27	7.63	29/03/27	300	100.536	99.734	101.337	1.36	6.69	6.35	200,000	0.82	9.71	0.777	Subordinated
XS1617531063	GARAN 6.125 27	6.13	24/05/27	750	100.125	99.441	100.809	0.15	5.41	5.14	200,000	0.29	9.45	0.932	Subordinated
XS1655085485	ODEABK 7.625 27	7.63	01/08/27	300	79.034	77.558	80.510	2.58	12.12	11.32	200,000	0.98		0.953	Subordinated
XS1551747733	VAKBN 8 27	8.00	01/11/27	228	101.928	101.015	102.840	0.71	6.87	6.51	200,000	0.83	11.20	1.312	Subordinated
XS1706923148	FCFIN 7.25 27	7.25	09/11/27	150	99.358	98.710	100.007	0.48	6.63	6.37	200,000	-1.05	15.14	1.330	Subordinated

Türk Eurotahvilleri

İŞ YATIRIM



Rapor Terimlerini Açıklayıcı Doküman

Tanım	Enstrüman	Kupon	Vade ↓	İhraç Büyüklüğü (milyar)	Son	Alış Fiyatı	Satış Fiyatı	Birikmiş Faiz	Alış Getiri (%)	Satış Getiri (%)	Minimum İşlem Büyüklüğü	Fiyat Performansı		Dur.	Payment Rank
												1A(Δ %)	1Y(Δ %)		
*Vadelerine göre sıralanmıştır.															
XS1386178237	FCFIN 7.75 27	7.75	24/11/27	300	100.126	98.858	101.394	1.49	6.95	6.47	200,000			1.637	Subordinated
XS1772360803	AKBNK 6.797 28	6.80	27/04/28	400	100.506	99.854	101.158	0.68	5.54	5.31	200,000	1.03	13.10	1.747	Subordinated
XS1623796072	ISCTR 7 28	7.00	29/06/28	500	101.274	100.514	102.035	2.99	6.26	5.99	200,000	0.73	13.05	1.852	Subordinated
XS2106022754	ISCTR 7.75 30	7.75	22/01/30	750	102.155	101.332	102.977	2.82	7.12	6.87	200,000	0.79	11.81	3.050	Subordinated
XS2286436451	YKBNK 7.875 31	7.88	22/01/31	500	102.357	101.642	103.072	2.87	7.78	7.57	200,000	0.80		3.740	Subordinated
XS1867595750	YKBNK 13.875 PERP	13.88		650	114.620	113.549	115.690	5.32	11.06	10.85	200,000	0.63	7.11	2.126	JR Subordinated

Finans Dışı

XS1505149325	KFINKK 5.136 21	5.14	02/11/21	500	100.633	100.084	101.182	0.46	4.91	2.24	200,000	0.12	1.76	0.408	Sr Unsecured
XS1132825099	GLYHO 8.125 21	8.13	14/11/21	200	99.036	98.108	99.964	0.43	12.54	8.17	200,000	10.01	61.16	0.427	Sr Unsecured
XS0848940523	AEFES 3.375 22	3.38	01/11/22	500	101.670	101.355	101.985	0.30	2.39	1.94	200,000	0.22	2.64	1.372	Sr Unsecured
XS1747548532	PETKM 5.875 23	5.88	26/01/23	500	102.717	102.473	102.960	2.07	4.30	4.00	200,000	0.11	6.00	0.621	Sr Unsecured
XS1379145656	KCHOL 5.25 23	5.25	15/03/23	750	103.126	102.715	103.536	1.14	3.66	3.19	200,000	0.06	3.80	1.455	Sr Unsecured
XS0910932788	ACKAF 5 23	5.00	03/04/23	500	103.832	103.384	104.279	0.83	3.09	2.59	200,000	0.06	6.57	1.738	Sr Unsecured
XS1807502668	RGYAS 7.25 23	7.25	26/04/23	300	95.658	94.818	96.497	0.75	10.32	9.30	200,000	-0.31	10.72	1.708	Sr Unsecured
XS1028951264	TURKTI 4.875 24	4.88	19/06/24	500	104.396	103.916	104.876	2.22	3.51	3.18	200,000	0.48	7.81	2.765	Sr Unsecured
XS1577950402	CCOLAT 4.215 24	4.22	19/09/24	500	105.274	104.874	105.673	0.87	2.66	2.41	200,000	0.43	5.69	2.836	Sr Unsecured
XS1686704948	TUPRST 4.5 24	4.50	18/10/24	700	99.845	99.391	100.298	0.56	4.70	4.40	200,000	0.67	10.06	3.082	Sr Unsecured
XS1955059420	TURKTI 6.875 25	6.88	28/02/25	500	110.343	110.109	110.577	1.81	3.93	3.81	200,000	0.75	7.80	3.263	Sr Unsecured
XS1961766596	KCHOL 6.5 25	6.50	11/03/25	750	107.717	107.469	107.965	1.48	4.33	4.19	200,000	0.37	7.52	3.111	Sr Unsecured
XS1298711729	TCELLT 5.75 25	5.75	15/10/25	500	107.488	107.019	107.956	0.77	3.98	3.76	200,000	0.43	9.11	3.841	Sr Unsecured
XS2010029234	ISTNBL 6.375 25	6.38	09/12/25	580	98.269	97.829	98.709	3.08	6.94	6.71	200,000	0.97		3.741	Sr Unsecured
XS1961010987	SİSETI 6.95 26	6.95	14/03/26	700	111.114	110.874	111.355	1.53	4.40	4.30	200,000	0.30	11.26	3.863	Sr Unsecured
XS2337336445	PGSUST 9.25 26	9.25	30/04/26	375	103.428	103.017	103.838	0.85	8.48	8.28	200,000	1.68		3.220	Sr Unsecured
XS2346915890	ZOREN 9 26	9.00	01/06/26	300	97.666	97.276	98.055	0.05	9.70	9.50	200,000			3.672	Sr Unsecured
XS1803215869	TCELLT 5.8 28	5.80	11/04/28	500	106.385	106.173	106.598	0.84	4.73	4.66	200,000	1.24	11.41	5.447	Sr Unsecured
XS2339789732	LİMİSK 9.5 36	9.50	10/07/36	370	104.271	103.799	104.742	0.40	9.03	8.92	200,000			6.776	Sr Unsecured

EUR Cinsinden

Devlet Eurotahvilleri

XS0993155398	TURKEY 4.35 21	4.35	12/11/21	1,250	101.584	101.311	101.857	2.42	1.35	0.16	100,000	0.29	-0.18	0.442	Sr Unsecured
XS1057340009	TURKEY 4.125 23	4.13	11/04/23	1,000	103.973	103.465	104.481	0.60	2.20	1.65	100,000	1.37	3.50	1.782	Sr Unsecured
XS1843443356	TURKEY 4.625 25	4.63	31/03/25	1,250	104.321	104.140	104.502	0.81	3.45	3.35	100,000	1.07	4.41	3.456	Sr Unsecured
XS1629918415	TURKEY 3.25 25	3.25	14/06/25	1,000	99.493	99.146	99.839	3.15	3.48	3.29	100,000	1.38	5.89	3.602	Sr Unsecured
XS1909184753	TURKEY 5.2 26	5.20	16/02/26	1,500	104.898	104.567	105.228	1.52	4.11	3.96	100,000	1.26	4.20	4.085	Sr Unsecured

Özel Sektör Eurotahvilleri

Trk Eurotahvilleri

İŞ YATIRIM

[Rapor Terimlerini Aıklayıcı Dokman](#)

Tanım	Enstrman	Kupon	Vade ↓	İhra Byklđ (mlyr)	Son	Alış Fiyatı	Satış Fiyatı	Birikmiş Faiz	Alış Getiri (%)	Satış Getiri (%)	Minimum İşlem Byklđ	Fiyat Performansı		Dur.	Payment Rank
												1A(Δ %)	1Y(Δ %)		

*Vadelerine gre sıralanmıştır.

Finansal Kuruluşlar

Finans Dış

XS1109959467	ACKAF 3.875 21	3.88	16/09/21	350	100.790	100.624	100.956	2.76	1.65	0.53	100,000	-0.20	0.48	0.287	Sr Unsecured
XS2346972263	ACKAF 3 26	3.00	27/05/26	350	100.998	100.871	101.124	0.06	2.81	2.76	100,000			4.362	Sr Unsecured

Yurtdışı Devlet ve Özel Sektör Eurotahvilleri

*Vadelerine göre sıralanmıştır.

Kodu	Enstrüman	Ülke	Kpn	Vade ↑	İhraç Büyüklüğü (mlr)	Alış Fiyatı	Satış Fiyatı	Birikmiş Faiz	Alış Getiri (%)	Satış Getiri (%)	Minimum İşlem Birimliliği	Fiyat Performansı		Dur.	Payment Rank
												1A(Δ %)	1Y(Δ %)		
USD Cinsi															
US4656MAF95	ITAU 5.65 22	BRAZIL	5.65	19/03/22	1,250	103.115	103.611	1.16	1.68	1.07	200,000	-0.25	-0.06	0.77	Subordinated
USG1315RAG68	BRASKM 5.375 22	CAYMAN ISLANDS	5.38	02/05/22	289	103.999	104.747	0.46	0.97	0.17	200,000	-0.01	1.71	0.90	Sr Unsecured
XS0800346362	GRAIL 7.75 22	GEORGIA	7.75	11/07/22	500	106.292	107.833	3.06	1.97	0.63	200,000	1.24	6.32	1.05	Sr Unsecured
XS0809571739	SAFTRA 4 22	SOUTH AFRICA	4.00	26/07/22	1,000	101.928	102.539	1.41	2.29	1.75	200,000	0.01	6.73	1.11	Sr Unsecured
US03512TAC53	ANGSJ 5.125 22	ISLE OF MAN	5.13	01/08/22	750	104.397	104.720	1.74	1.30	1.02	1,000	0.04	-0.20	1.12	Sr Unsecured
XS0863524277	TAQAUH 3.625 23	UAE	3.63	12/01/23	1,000	104.931	105.415	1.42	0.54	0.25	200,000	-0.02	0.72	1.56	Sr Unsecured
US71654QBG64	PEMEX 3.5 23	MEXICO	3.50	30/01/23	1,144	102.393	102.738	1.20	2.02	1.82	10,000	0.71	8.35	1.60	Sr Unsecured
XS0903465127	SOIAZ 4.75 23	AZERBAIJAN	4.75	13/03/23	1,000	106.024	106.901	1.06	1.31	0.83	200,000	0.29	1.84	1.70	Sr Unsecured
US71647NAF69	PETBRA 4.375 23	NETHERLANDS	4.38	20/05/23	932	105.964	106.544	0.16	1.29	1.00	2,000	-0.02	4.47	1.89	Sr Unsecured
USP30179AM09	CFELEC 4.875 24	MEXICO	4.88	15/01/24	1,250	109.094	109.895	1.87	1.33	1.03	200,000	0.01	2.97	2.45	Sr Unsecured
US836205AQ75	SOAF 4.665 24	SOUTH AFRICA	4.67	17/01/24	1,500	107.737	108.210	1.76	1.64	1.46	100,000	0.86	6.95	2.45	Sr Unsecured
US10553YAF25	BRASKM 6.45 24	CAYMAN ISLANDS	6.45	03/02/24	750	112.819	113.460	2.15	1.53	1.30	200,000	1.47	7.45	2.45	Sr Unsecured
US71647NAM11	PETBRA 6.25 24	NETHERLANDS	6.25	17/03/24	774	112.217	112.891	1.32	1.74	1.51	2,000	0.25	6.41	2.57	Sr Unsecured
XS1044540547	AZERBJ 4.75 24	AZERBAIJAN	4.75	18/03/24	1,250	108.425	109.197	0.99	1.65	1.39	200,000	-0.12	2.95	2.62	Sr Unsecured
USP16259AK29	BBVASM 4.375 24	MEXICO	4.38	10/04/24	750	108.848	109.508	0.64	1.21	0.99	150,000	0.20	2.74	2.70	Sr Unsecured
US105756AR10	BRAZIL 8.875 24	BRAZIL	8.88	15/04/24	1,029	123.323	124.653	1.18	0.66	0.24	1,000	0.19	0.26	2.60	Sr Unsecured
US31572UAE64	FIBRBZ 5.25 24	CAYMAN ISLANDS	5.25	12/05/24	353	110.808	111.559	0.31	1.48	1.24	2,000	0.20	6.31	2.75	Sr Unsecured
USP1905CAE05	BRFSBZ 4.75 24	BRAZIL	4.75	22/05/24	295	105.592	106.465	0.15	2.78	2.48	200,000	0.29	5.20	2.78	Sr Unsecured
XS1075401726	EMAARM 4.564 24	CAYMAN ISLANDS	4.56	18/06/24	750	107.151	108.021	2.09	2.12	1.84	200,000	-0.05	4.25	2.81	Sr Unsecured
XS1120709669	KAZAKS 3.875 24	KAZAKHSTAN	3.88	14/10/24	1,500	109.496	110.053	0.53	1.00	0.84	200,000	-0.07	0.33	3.18	Sr Unsecured
US06120TAA60	BCHINA 5 24	CHINA	5.00	13/11/24	3,000	111.869	112.179	0.28	1.45	1.37	200,000	0.31	1.78	3.21	Subordinated
US105756BV13	BRAZIL 4.25 25	BRAZIL	4.25	07/01/25	4,300	108.224	108.663	1.72	1.87	1.75	200,000	0.39	1.95	3.32	Sr Unsecured
US91087BAA89	MEX 3.6 25	MEXICO	3.60	30/01/25	1,764	110.450	110.852	1.23	0.70	0.60	200,000	0.66	5.32	3.44	Sr Unsecured
XS1187065443	ESKOM 7.125 25	SOUTH AFRICA	7.13	11/02/25	1,250	105.772	106.605	2.22	5.38	5.13	200,000	1.28	17.70	3.19	Sr Unsecured
XS1263054519	KAZAKS 5.125 25	KAZAKHSTAN	5.13	21/07/25	2,500	116.251	116.821	1.88	1.09	0.96	200,000	-0.12	0.13	3.75	Sr Unsecured
USP989MJBEO4	YPFDAR 8.5 25	ARGENTINA	8.50	28/07/25	1,132	74.247	75.342	2.95	17.46	17.01	1,000	4.07	12.39	3.10	Sr Unsecured
US836205AR58	SOAF 5.875 25	SOUTH AFRICA	5.88	16/09/25	2,000	112.958	113.469	1.26	2.66	2.54	200,000	1.40	8.08	3.82	Sr Unsecured
XS1319820897	SGCAZE 6.875 26	AZERBAIJAN	6.88	24/03/26	2,000	120.072	120.812	1.32	2.43	2.28	200,000	0.07	4.07	4.18	
US105756AE07	BRAZIL 10.125 27	BRAZIL	10.13	15/05/27	765	141.839	142.858	0.51	2.51	2.36	1,000	0.66	4.91	4.83	Sr Unsecured
XS1196496688	SOIAZ 6.95 30	AZERBAIJAN	6.95	18/03/30	750	124.771	126.105	1.45	3.63	3.48	200,000	0.98	9.47	6.89	Sr Unsecured
US105756BB58	BRAZIL 8.25 34	BRAZIL	8.25	20/01/34	1,369	137.922	138.758	3.05	4.32	4.25	1,000	1.43	8.06	8.58	Sr Unsecured
US040114GK09	ARGENT 3.75 38	ARGENTINA	3.75	31/12/38	290	43.087	43.732	0.00	11.83	11.67	1	0.24	11.77	7.84	Sr Unsecured
USP98088AA83	VOTORA 7.25 41	LUXEMBOURG	7.25	05/04/41	610	131.381	132.539	1.17	4.78	4.71	200,000	0.68	18.26	11.88	Sr Unsecured
USG21895AC44	CNPCC 5.95 41	BRITISH VIRGIN	5.95	28/04/41	500	133.511	134.934	0.58	3.58	3.50	200,000	-0.01	-3.59	13.15	Sr Unsecured
US836205AS32	SOAF 5.375 44	SOUTH AFRICA	5.38	24/07/44	1,000	99.107	99.756	1.93	5.44	5.39	200,000	4.38	20.34	13.12	Sr Unsecured
XS1120709826	KAZAKS 4.875 44	KAZAKHSTAN	4.88	14/10/44	1,000	123.260	124.294	0.66	3.42	3.37	200,000	0.86	-1.66	15.24	Sr Unsecured
XS1263139856	KAZAKS 6.5 45	KAZAKHSTAN	6.50	21/07/45	1,500	144.102	145.067	2.38	3.72	3.67	200,000	-0.23	-0.73	14.25	Sr Unsecured
US91086QBF46	MEX 4.6 46	MEXICO	4.60	23/01/46	2,541	105.963	106.678	1.66	4.21	4.16	200,000	3.03	1.90	15.09	Sr Unsecured
US71647NAN93	PETBRA 6.85 2115	NETHERLANDS	6.85	05/06/15	2,199	111.907	112.827	3.39	6.12	6.07	2,000	5.80	18.48	15.67	Sr Unsecured

Euro Cinsinden

XS1731106347	CEMEX 2.75 24	MEXICO	2.75	05/12/24	650	101.215	101.749	1.36	2.39	2.23	100,000	0.04	11.04	0.00	1st lien
--------------	---------------	--------	------	----------	-----	---------	---------	------	------	------	---------	------	-------	------	----------

Yurtdışı Devlet ve Özel Sektör Eurotahvilleri

İŞ YATIRIM 

*Vadelerine göre sıralanmıştır.

[Rapor Terimleri](#)

Kodu	Enstrüman	Ülke	Kpn	Vade ↓	İhraç Büyüklüğü (mlyr)	Alış Fiyatı	Satış Fiyatı	Birikmiş Faiz	Alış Getiri (%)	Satış Getiri (%)	Minimum İşlem Büyüklüğü	Fiyat Performansı		Dur.	Payment Rank
												1A(Δ %)	1Y(Δ %)		
XS0982711714	PETBRA 4.75 25	NETHERLANDS	4.75	14/01/25	446	112.191	112.863	1.82	1.28	1.10	100,000	0.54	7.53	3.36	Sr Unsecured
XS0213101073	PEMEX 5.5 25	MEXICO	5.50	24/02/25	1,000	109.055	109.363	1.49	2.90	2.82	10,000	0.79	7.81	3.40	Sr Unsecured
XS1813724603	TEVA 4.5 25	NETHERLANDS	4.50	01/03/25	898	104.570	105.200	1.15	3.19	3.02	100,000	0.24	2.27		Sr Unsecured
XS1824425182	PEMEX 3.625 25	MEXICO	3.63	24/11/25	650	100.336	100.984	1.90	3.54	3.38	100,000	0.50	12.80	4.08	Sr Unsecured
XS1211044075	TEVA 1.875 27	NETHERLANDS	1.88	31/03/27	700	92.788	93.683	0.33	3.25	3.08	100,000	0.17	5.94		Sr Unsecured
XS1172951508	PEMEX 2.75 27	MEXICO	2.75	21/04/27	1,250	92.451	93.134	0.32	4.23	4.09	100,000	0.75	14.17	5.39	Sr Unsecured
XS1568888777	PEMEX 4.875 28	MEXICO	4.88	21/02/28	1,250	101.427	102.054	1.36	4.62	4.51	100,000	0.38	15.06	5.73	Sr Unsecured
XS1439749364	TEVA 1.625 28	NETHERLANDS	1.63	15/10/28	750	89.553	90.230	1.03	3.24	3.13	100,000	0.44	7.60	6.84	Sr Unsecured
XS1824424706	PEMEX 4.75 29	MEXICO	4.75	26/02/29	1,250	99.398	100.051	1.26	4.84	4.74	100,000	0.31	15.28	6.46	Sr Unsecured
XS1218289103	MEX 4 2115	MEXICO	4.00	15/03/15	1,500	104.899	105.535	0.88	3.81	3.78	100,000	0.05	10.31	25.70	Sr Unsecured

TL Cinsinden

Devlet İç Borçlanma Senetleri

İŞ YATIRIM

Rapor Terimleri

Tanım	Kpn%	Vade Tarihi ↓	İhraç Tarihi	Vadeye kalan (ay/yıl)	İhrac (mn TL)	Hacim (mnTL)			Aynı Gün Valörlü Son İşlem Tarihi	Son Temiz Fiyat	Birikmiş Faiz	Basit Faiz (%)	Bileşik Faiz (%)	Faiz Değ.(Δbp)			3ay Bant				Dur.	Konv.	PVBP * 100
						1G	1H	3A St.dev						1G	1H	3A	Min(%)	Mak(%)	Ort(%)	Z-skor			
İskontolu Tahviller																							
TRT090621T18		09/06/21	11/03/20	0 m	22.598	5.0	18.5	2.03	01/06/21	99.598		18.40	20.16	-53	-68	543	14.00	20.85	16.69	1.71	0.02	0.00	0.02
TRT180821T15		18/08/21	22/07/20	3 m	1.705	0.5	9.9	2.55	09/04/21	96.494		17.00	18.17	-5			9.57	18.27	12.73	2.13			
TRT130422T13		13/04/22	20/01/21	11 m	2.537	0.0	63.6	1.50	20/05/21								15.19	20.39	16.65				

Sabit Kuponlu Tahviller																							
TRT220921T18	4.6	22/09/21	28/09/16	4 m	17.910	46.7	255.3	1.29	01/06/21	97.600	1.77	17.15	18.19	11	-4	158	15.37	20.66	17.41	0.61	0.28	0.00	0.29
TRT201021T25	6.9	20/10/21	23/10/19	5 m	27.160	12.0	19.0	1.26	27/05/21	98.735	1.40	17.08	17.99	-1			14.15	19.90	16.51	1.17	0.37	0.00	0.37
TRT120122T17	4.75	12/01/22	25/01/12	7 m	10.586	3.0	61.5	1.37	28/05/21	95.100	3.60	18.17	19.00	18	39	303	15.36	20.48	17.25	1.27	0.55	0.01	0.54
TRT020322T17	5.5	02/03/22	08/03/17	9 m	16.836	20.1	128.5	1.64	01/06/21	95.200	2.75	18.04	18.85	-6		317	14.55	20.46	16.84	1.23	0.66	0.01	0.65
TRT040522T13	4.5	04/05/22	06/05/20	11 m	20.609	5.1	89.1	1.61	01/06/21	92.650	0.69	17.94	18.74	0	30	323	14.59	20.11	16.54	1.37	0.82	0.01	0.77
TRT170822T15	5.35	17/08/22	23/08/17	15 m	15.300	43.8	177.3	1.86	01/06/21	92.250	3.09	18.05	18.86	41			13.68	21.07	16.37	1.34	1.04	0.02	0.99
TRT140922T17	4.25	14/09/22	26/09/12	16 m	10.771	0.5	24.7	1.63	28/05/21	89.525	1.75	17.83	18.62	17	31		14.35	19.12	16.01	1.60	1.13	0.02	1.03
TRT091122T10	6.95	09/11/22	11/11/20	18 m	11.268	33.0	105.6	1.78	01/06/21	94.900	0.80	18.05	18.86	8	18		13.43	20.20	15.77	1.74	1.23	0.02	1.18
TRT180123T10	6.1	18/01/23	24/01/18	20 m	19.629	0.2	181.2	1.85	01/06/21	92.250	4.46	17.84	18.64	2	24	391	14.15	20.01	16.58	1.11	1.34	0.03	1.30
TRT080323T10	3.55	08/03/23	20/03/13	21 m	16.985	6.0	68.1	1.99	01/06/21	84.278	1.64	17.92	18.72	-5		381	14.17	20.48	16.40	1.17	1.52	0.03	1.31
TRT140623T19	8.1	14/06/23	20/06/18	25 m	15.585	23.0	60.6	2.11	01/06/21	97.150	7.48	17.91	18.71	-3		388	13.26	19.90	16.34	1.12	1.54	0.03	1.62
TRT270923T11	4.4	27/09/23	09/10/13	28 m	12.935	0.4	33.0	2.02	28/05/21	83.150	1.47	17.90	18.70	15	23		12.80	20.08	15.13	1.77	1.93	0.05	1.64
TRT181023T19	10.05	18/10/23	24/10/18	29 m	2.601	1.1	7.6	1.75	10/05/21	105.100	1.10	17.43	18.19	-122			9.90	19.41	13.10	2.90			
TRT200324T13	5.2	20/03/24	02/04/14	34 m	7.586	13.3	19.8	2.33	01/06/21	83.998	2.00	17.91	18.71	-7		456	12.43	19.75	15.32	1.45	2.22	0.06	1.91
TRT240724T15	4.5	24/07/24	06/08/14	38 m	19.469	0.4	63.5	2.37	28/05/21	79.100	3.07	17.91	18.71	30	40	466	13.22	20.17	15.58	1.32			
TRT120325T12	4	12/03/25	25/03/15	46 m	18.868	4.9	40.2	2.38	01/06/21	73.350	1.69	17.99	18.80	-3	20	473	12.73	19.80	15.33	1.46	2.91	0.11	2.19
TRT011025T16	6.3	01/10/25	07/10/20	53 m	21.341	38.5	1,013.9	2.44	01/06/21	83.650	1.94	18.18	19.01	-2	7	510	13.25	19.92	16.48	1.04	3.03	0.12	2.60
TRT110226T13	5.3	11/02/26	24/02/16	57 m	24.876	33.9	125.1	2.51	01/06/21	76.650	3.06	18.17	19.00	-1	14	517	13.22	20.25	16.37	1.05	3.24	0.14	2.59
TRT240227T17	5.5	24/02/27	08/03/17	70 m	16.108	2.7	18.8	2.51	28/05/21	75.400	2.69	18.03	18.84	-4	39	504	13.26	20.01	16.13	1.08	3.69	0.19	2.90
TRT110827T16	5.25	11/08/27	23/08/17	75 m	18.789	2.3	112.2	2.56	01/06/21	72.625	3.03	17.98	18.79	-4	39	532	13.02	19.74	16.13	1.04	3.88	0.21	2.95
TRT080328T15	6.2	08/03/28	21/03/18	82 m	10.587	0.4	7.4	2.59	28/05/21	78.700	2.55	17.93	18.73	-7		530	12.73	19.95	15.41	1.28	3.99	0.23	3.25
TRT131130T14	5.85	13/11/30	25/11/20	115 m	27.636	27.3	716.7	2.53	01/06/21	72.525	0.23	17.80	18.59	-1	23	521	12.89	19.31	15.98	1.03	4.84	0.35	3.55

Değişken Faizli Tahviller																							
TRT200422T14	4.44	20/04/22	29/04/15	11 m	12.604	5.0	60.5		31/12/20	98.000	1.83										0.37	0.00	0.28
TRT050624T19	5.3	05/06/24	14/06/17	37 m	12.739	0.5	5.4		31/12/20	98.001	0.69										0.59	0.01	0.40
TRT020725T10	6.08	02/07/25	11/07/18	50 m	2.833	0.6	0.7		31/12/19	100.000	10.00										0.40	0.01	0.02
TRT060825T15	7.21	06/08/25	15/08/18	51 m	18.085	1.0	219.2		08/06/20	97.350	3.51										0.41	0.01	0.18
TRT041126T11	6.67	04/11/26	13/11/19	66 m	17.499	1.1	10.7		31/03/21	99.900	5.17										0.39	0.01	0.12
TRT050527T17	6.67	05/05/27	13/05/20	72 m	20.009	1.0	3.4		31/03/21	99.000	5.17										0.38	0.01	0.11
TRT171127T15	6.77	17/11/27	25/11/20	79 m	7.472	0.0	0.0																

TÜFE'ye Endeksli Tahviller																							
TRT210721T11	1.5	21/07/21	03/08/11	2 m	6.817	13.9	69.4	0.76	01/06/21	100.270	1.10	1.02	1.02	-1	-74	11	-0.84	2.53	0.88	0.18	0.13	0.00	0.18

Devlet İ Borlanma Senetleri

İŐ YATIRIM

Rapor Terimleri

Tanım	Kpn%	Vade Tarihi ↓	İhra Tarihi	Vadeye kalan (ay/yıl)	İhrac (mn TL)	Hacim (mnTL)			Aynı Gn Valrl Son İŐlem Tarihi	Son Temiz Fiyat	BirikmiŐ Faiz	Basit Faiz (%)	BileŐik Faiz (%)	Faiz Deę. (Δbp)			3ay Bant				Dur.	Konv.	PVBP * 100
						1G	1H	3A St.dev						1G	1H	3A	Min(%)	Mak(%)	Ort(%)	Z-skor			
TRT230222T13	1.5	23/02/22	07/03/12	9 m	9.800	26.4	443.8	0.84	05/03/21	100.650	0.10	2.10	2.11	-2	74	-0.01	3.49	1.99	0.15	1.04	0.02	1.21	
TRT261022T10	1.0	26/10/22	07/11/12	17 m	10.355	1.3	55.5	0.88	21/05/21	99.000	0.14	2.71	2.73	-6		0.43	4.55	2.82	-0.10	1.46	0.03	1.75	
TRT030523T13	0.5	03/05/23	15/05/13	23 m	15.328	6.9	12.5	0.82	31/03/21	96.500	0.41	2.84	2.86	36		0.65	4.36	2.51	0.42				
TRT020823T11	1.5	02/08/23	14/08/13	26 m	8.477	2.4	29.8	0.73	31/03/21	100.700	0.47	2.69	2.71	-2	97	1.03	4.42	2.87	-0.22				
TRT081123T10	1.4	08/11/23	20/11/13	30 m	8.497	1.2	10.5	0.72	31/03/21	100.500	1.08	2.59	2.61	-11	60	1.28	4.24	3.01	-0.56				
TRT100124T17	2.1	10/01/24	16/01/19	32 m	13.041	0.7	8.2	0.93	31/12/20	107.200	2.00	1.75	1.76	26		1.50	4.14	3.15	-1.50	2.75	0.10	1.87	
TRT080524T17	1.2	08/05/24	21/05/14	36 m	5.745	2.2	10.5	0.58	31/03/21	99.100	0.93	2.70	2.72		90	1.48	4.27	2.86	-0.24				
TRT050624T35	2.1	05/06/24	12/06/19	37 m	9.221	0.7	37.3	0.81	28/01/21	106.100	0.57	2.21	2.22	47	-174	1.54	4.05	2.93	-0.87				
TRT180924T11	1.0	18/09/24	01/10/14	40 m	8.054	0.0	30.0	0.73	21/04/21	97.175	0.16	2.87	2.89	0		1.51	4.44	2.95	-0.08				
TRT061124T11	1.6	06/11/24	13/11/19	42 m	7.137	1.3	13.1	0.49	31/03/21	103.000	1.24	2.33	2.34	60	20	1.56	3.28	2.60	-0.52	3.10	0.12	2.12	
TRT290125T15	1.2	29/01/25	05/02/20	45 m	12.020	0.6	5.2	0.29	25/05/21	98.250	0.73	2.86	2.88	16		1.61	2.88	2.17	2.41	3.22	0.13	2.05	
TRT160425T17	1.0	16/04/25	29/04/15	47 m	8.822	0.0	4.0	0.66	21/04/21		0.01					1.60	4.44	2.98		3.50	0.15	3.91	
TRT180625T13	0.8	18/06/25	24/06/20	49 m	10.939	0.5	71.5	0.35	25/05/21	94.625	0.63	2.91	2.93	3	66	1.58	2.93	2.27	1.92	3.56	0.16	2.13	
TRT140126T11	1.4	14/01/26	27/01/16	56 m	13.431	0.0	6.2	0.48	25/03/21	99.775	0.48	2.75	2.77	43		1.70	4.23	2.90	-0.28	4.05	0.20	4.39	
TRT070727T13	1.5	07/07/27	19/07/17	74 m	22.067	0.8	9.6	0.73	25/05/21	99.675	1.06	2.96	2.98	9	58	1.85	4.60	3.44	-0.63	4.97	0.30	4.67	
TRT120128T11	1.5	12/01/28	24/01/18	81 m	11.833	0.8	15.9	0.92	25/05/21	99.600	1.00	2.97	2.99	11	51	1.90	5.93	3.29	-0.32	5.31	0.34	4.81	
TRT280628T18	1.7	28/06/28	11/07/18	86 m	17.559	6.3	32.6	0.60	31/05/21	102.050	1.32	2.98	3.00	-8	50	1.94	4.21	2.93	0.12	5.60	0.38	4.87	
TRT080530T19		08/05/30	20/05/20		25.599																		

Kamu Kira Sertifikası

TRD160621T17	10.6	16/06/21	19/06/19	0 m	1.606	50.1	120.8	2.10	01/06/21	100.025	9.74	18.73	20.51	-31	-2	477	14.61	20.90	16.99	1.67	0.03	0.00	0.04
TRD140721T18	4.7	14/07/21	20/07/16	1 m	0.908	7.3	13.4	1.73	01/06/21	99.220	3.62	15.61	16.73	-73		93	12.01	18.37	15.14	0.91	0.11	0.00	0.12
TRD180821T13	7.4	18/08/21	21/08/19	3 m	0.847	15.6	35.5	0.77	01/06/21	100.000	4.27	14.24	15.06	0			13.21	18.06	14.95	0.15	0.20	0.00	0.21
TRD151221T10	5.8	15/12/21	18/12/19	7 m	1.948	10.8	18.0	0.79	01/06/21	98.900	5.31	13.65	14.12		-199		12.61	16.11	13.74	0.48	0.48	0.00	0.50
TRD260122T19	4.9	26/01/22	29/01/20	8 m	2.926	9.1	13.1	0.56	01/06/21	97.700	3.38	13.48	13.93			-47	12.66	15.52	13.96	-0.05	0.59	0.01	0.60
TRD090222T19	4.9	09/02/22	12/02/20	8 m	2.205	0.2	1.2	1.95	03/05/21	97.374	2.23	13.41	13.86				8.73	15.29	12.51	0.69	0.70	0.01	0.70
TRD230322T10	5.3	23/03/22	25/03/20	10 m	0.600	1.7	13.0	2.23	22/02/21	97.942	4.48	12.73	13.14	0			8.36	15.01	11.49	0.74	0.94	0.01	0.97
TRD110522T12	4.7	11/05/22	13/05/20	11 m	6.457	11.5	17.9	2.78	01/06/21	94.550	0.54	15.81	16.43	-43	-21		8.16	17.60	12.98	1.24	0.85	0.01	0.81
TRD060722T17	4.8	06/07/22	08/07/20	13 m	1.096	11.4	25.9	1.60	01/06/21	95.950	3.84	13.57	14.03	2		2	9.28	14.77	13.58	0.28	0.96	0.01	0.96
TRD100822T10	5.4	10/08/22	16/08/17	14 m	1.184	1.0	1.0	0.62	01/06/21	96.500	3.31	14.00	14.49			28	12.76	15.44	14.58	-0.14	1.04	0.02	1.04
TRD080223T19	7.0	08/02/23	10/02/21	21 m	1.468	7.9	11.5	0.16	01/06/21	100.525	4.28	13.51	13.97				13.96	14.32	14.05	-0.48	1.41	0.03	1.48

Özel Sektör Tahvilleri (TL)

İŞ YATIRIM

Rapor Terimleri

Kodu	Enstrüman	Kpn	Vade ↑	İhraç T.	Kpn Sıklık	Bir son. kupon t.	Toplam İhrac	Aynı Gün Valörlü Son İşlem Tarihi	Temiz Fiyat	Birikmiş Faiz	Getiri (%)	Faiz Δ Son İki İşgünü			Fiyat Değ.			Hacim Ort.		Dur.	Konv.	PVB/P * 100
												1G(Δ)	1H(Δ)	3A(Δ)	1G(Δ)	1H(Δ)	3A(Δ)	1H	3A			
Özkaynak Hes.Dahil Borç.Araçları																						
TRSTISB72712	Türkiye İş Bankası A.Ş.	20.99	27/07/27	08/08/17	4	03/08/2021	1,100.00	24/05/21		1.21								3.86	4.05			
TRSVKFB92719	Türkiye Vakıflar Bankası	17.72	06/09/27	18/09/17	4	14/06/2021	525.00	24/05/21		3.45								0.76	1.13			0.06
TRSTHALE2716	Türkiye Halk Bankası	20.74	22/10/27	20/10/17	12	04/06/2021	1,000.00	05/02/21										8.53	1.46			
TRSSKBKA2716	Şekerbank T.A.Ş.	21.90	10/12/27	22/12/17	12	18/06/2021	300.00	31/05/21	96.900	0.72				-0.1				0.23	1.59	-0.57	-0.017	0.04
TRSSKBK52818	Şekerbank T.A.Ş.	21.90	11/05/28	24/05/18	12	18/06/2021	150.00	07/07/20										0.00	0.78			
TRSTHAL62811	Türkiye Halk Bankası	14.10	04/07/28	03/07/18	2	30/06/2021	1,950.00	17/02/20	99.957	1.85	14.6							0.15	0.01			
TRSTHAL92826	Türkiye Halk Bankası	12.79	13/09/28	26/09/18	2	22/09/2021	2,979.80															
TRSEXIM92818	Türkiye İhracat Kredi İ	12.54	14/09/28	27/09/18	2	23/09/2021	2,901.76															
TRSFIBA10016	Fibabanka A.Ş.	25.97	12/03/29	20/03/19	4	16/06/2021	100.00															
TRSTISB62911	Türkiye İş Bankası A.Ş.	18.96	06/06/29	19/06/19	4	16/06/2021	800.00	28/05/21										0.33	0.64	0.15	0.004	0.05
TRSYKKB62914	Yapı Ve Kredi Bankası	20.95	20/06/29	03/07/19	4	30/06/2021	500.00	24/05/21	107.700	3.16								1.99	0.40			0.12
TRSTISB92918	Türkiye İş Bankası A.Ş.	21.46	13/09/29	26/09/19	4	24/06/2021	350.00	28/05/21										2.30	0.25			0.07
TRSVKFB92925	Türkiye Vakıflar Bankası	18.81	14/09/29	27/09/19	4	25/06/2021	725.00	28/05/21										0.71	0.13			0.07
TRSYKKB92911	Yapı Ve Kredi Bankası	20.59	20/09/29	03/10/19	4	01/07/2021	300.00	25/01/21	101.000					0				0.45	0.03			
TRSGRANE2915	Türkiye Garanti Bankası	20.59	07/10/29	09/10/19	4	07/07/2021	252.88	22/03/21										0.72	0.21			4.49
TRSSKBKA0017	Şekerbank T.A.Ş.	20.70	28/11/29	11/12/19	4	09/06/2021	250.00	21/10/20										0.00	0.00			
TRSGRAN23013	Türkiye Garanti Bankası	18.50	14/02/30	14/02/20	4	14/08/2021	750.00	22/03/21	107.254	1.96								1.05	1.01			4.38

Kira Sertifikaları (Kot İçi)

TRDYVKS62115	Yatırım Varlık Kiralam	18.68	02/06/21	03/06/20	4	02/06/2021	50.00	15/12/20	100.970	0.67				-0.03				0.67	0.18	-0.04	0.002	0.21
TRDVVRK62154	Vakıf Varlık Kiralama	18.10	03/06/21	25/03/21		03/06/2021	725.00	28/05/21										0.88	0.07	0.01	0.000	0.01
TRDVVRK62113	Vakıf Varlık Kiralama	17.30	03/06/21	17/02/21		03/06/2021	200.00	01/06/21										0.00	0.18			
TRDBRKT62127	Bereket Varlık Kiralan	17.20	04/06/21	05/03/21		04/06/2021	225.00															
TRDZVK62127	Ziraat Katılım Varlık K	17.50	04/06/21	24/02/21		04/06/2021	400.00	01/06/21										1.13	0.73	0.00	0.000	0.01
TRDTFVK62120	Türkiye Finans Varlık	0.00	09/06/21	24/03/21		09/06/2021	600.00															
TRDTFVK62112	Türkiye Finans Varlık	0.00	09/06/21	17/03/21		09/06/2021	200.00	01/06/21	100.000		18.35							0.17	0.01	0.02	0.000	0.02
TRDEVKS62166	Emlak Katılım Varlık k	17.50	10/06/21	26/02/21		10/06/2021	310.00	01/06/21										0.00	0.09	0.02	0.000	0.02
TRDVVRK62162	Vakıf Varlık Kiralama	18.25	11/06/21	02/04/21		11/06/2021	415.00															
TRDZVK62119	Ziraat Katılım Varlık K	17.15	17/06/21	17/12/20		17/06/2021	590.00	22/03/21	100.598	4.51	14.7	1	1	-0.053	-0.05			0.03	0.11	0.22	0.002	0.24
TRDBRKT62184	Bereket Varlık Kiralan	0.00	18/06/21	09/04/21		18/06/2021	340.00	31/05/21										6.81	0.53	0.05	0.000	0.05
TRDZVK62135	Ziraat Katılım Varlık K	17.70	22/06/21	11/03/21		22/06/2021	400.00	01/06/21										1.59	0.38			
TRDTFVK62146	Türkiye Finans Varlık	0.00	23/06/21	09/04/21		23/06/2021	750.00															
TRDTFVK62138	Türkiye Finans Varlık	0.00	23/06/21	31/03/21		23/06/2021	500.00															
TRDHVKA62118	Halk Varlık Kiralama	17.70	23/06/21	24/02/21		23/06/2021	150.00	27/05/21										0.29	0.09	0.07	0.000	0.07
TRDVVRK62147	Vakıf Varlık Kiralama	17.30	23/06/21	03/03/21		23/06/2021	750.00	11/05/21										0.53	0.04	0.11	0.001	0.12
TRDKTVK62146	Kuveyt Türk Kira Serti	0.00	25/06/21	02/04/21		25/06/2021	100.00	30/04/21										0.00	0.00			
TRDEVKS62117	Emlak Katılım Varlık k		29/06/21	25/06/20	4	25/03/2021	100.00	06/05/21										0.00	0.17			
TRDHVKA62126	Halk Varlık Kiralama	19.75	30/06/21	24/03/21		30/06/2021	80.00	05/05/21	99.985	2.33	21.08	7		-0.015				0.58	0.05	0.14	0.001	0.15
TRDHVKA72125	Halk Varlık Kiralama	17.75	01/07/21	10/03/21		01/07/2021	131.00	31/05/21										0.00	0.00	0.08	0.000	0.08
TRDABVK72110	Aktif Bank Sukuk Varl		01/07/21	26/06/20			22.50	28/05/21										0.00	0.00	0.08	0.000	0.08
TRDABVK72128	Aktif Bank Sukuk Varl	19.25	02/07/21	09/04/21		02/07/2021	100.00	10/05/21										0.10	0.01	0.13	0.001	0.14
TRDBRKT72118	Bereket Varlık Kiralan		02/07/21	31/03/21			425.00															
TRDZVK72118	Ziraat Katılım Varlık K	19.00	06/07/21	26/03/21		06/07/2021	500.00	01/06/21	99.971	3.54	20.32							0.09	0.17	0.08	0.000	0.09
TRDHVKA72117	Halk Varlık Kiralama	17.50	07/07/21	03/03/21		07/07/2021	47.00															
TRDHVKA72133	Halk Varlık Kiralama	19.50	08/07/21	07/04/21		08/07/2021	40.00	26/05/21										0.00	0.00			
TRDVVRK72146	Vakıf Varlık Kiralama	18.35	09/07/21	09/04/21		09/07/2021	550.00	26/05/21										0.09	0.01	0.11	0.001	0.12
TRDZVK72126	Ziraat Katılım Varlık K	18.80	14/07/21	14/04/21		14/07/2021	600.00	28/04/21										0.27	0.02			
TRDKTVK72111	Kuveyt Türk Kira Serti	0.00	16/07/21	14/04/21		16/07/2021	200.00	27/04/21										0.00	0.00			
TRDTFVK72111	Türkiye Finans Varlık	17.50	28/07/21	29/01/21		28/07/2021	700.00															
TRDYVKS72114	Yatırım Varlık Kiralam	23.00	30/07/21	02/02/21		30/07/2021	50.00	27/05/21										0.15	0.01	0.16	0.001	0.18
TRDHVKA82116	Halk Varlık Kiralama	19.25	04/08/21	31/03/21		04/08/2021	150.00	11/05/21										0.00	0.00	0.21	0.001	0.23

Özel Sektör Tahvilleri (TL)

İŞ YATIRIM

Rapor Terimleri

Kodu	Enstrüman	Kpn	Vade ↓	İhraç T.	Kpn Sıklık	Bir son. kupon t.	Toplam İhrac	Aynı Gün Valörlü Son İşlem Tarihi	Temiz Fiyat	Birikmiş Faiz	Getiri (%)	FaizΔ Son İki İşgünü			Fiyat Değ.			Hacim Ort.		Dur.	Konv.	PVB/P * 100
												1G(Δ)	1H(Δ)	3A(Δ)	1G(Δ)	1H(Δ)	3A(Δ)	1H	3A			
TRDHVKA82124	Halk Varlık Kiralama A	19.40	18/08/21	06/04/21		18/08/2021	120.00	08/04/21										0.00	0.00			
TRDTFVK82110	Türkiye Finans Varlık	17.50	27/08/21	03/03/21		27/08/2021	700.00	05/03/21										0.00	0.00			
TRDNVKA92113	Nurol Varlık Kiralama	19.75	08/09/21	22/03/21		08/09/2021	50.00															
TRDABVK92118	Aktif Bank Sukuk Varl		20/09/21	26/06/20			22.50	21/04/21										0.04	0.01	0.38	0.003	0.37
TRDTFVK92119	Türkiye Finans Varlık	17.50	27/09/21	02/04/21		27/09/2021	1,000.00															
TRDZKVK92116	Ziraat Katılım Varlık K	17.61	28/09/21	30/03/21	4	29/06/2021	250.00	12/05/21		2.32							0.00	0.00	0.09	0.001	0.11	
TRDABVKA2116	Aktif Bank Sukuk Varl		17/12/21	26/06/20			22.50	09/03/21									0.01	0.00	0.71	0.008	0.61	
TRDYVKA2119	Yatırım Varlık Kiralam	22.43	24/12/21	27/12/19	4	25/06/2021	150.00	27/05/21		3.87							0.56	0.76				
TRDYVKS32217	Yatırım Varlık Kiralam	18.18	09/03/22	11/03/20	4	09/06/2021	75.00	31/03/21	99.500	1.10			1.5				0.40	0.07			0.18	
TRDYVKS32225	Yatırım Varlık Kiralam	19.93	14/03/22	12/03/21	4	11/06/2021	150.00	26/04/21		2.51							0.00	0.00	0.18	0.005	0.12	
TRDBRKT32211	Bereket Varlık Kiralan	0.00	17/03/22	15/04/21	12	27/06/2021	800.00	31/05/21	100.000				0	0			5.06	0.62				
TRDYVKA2119	Yatırım Varlık Kiralam	22.44	12/10/22	14/10/20	4	14/07/2021	75.00	18/05/21		2.21							0.02	0.11	0.22	0.009	0.15	
TRDYVKS12326	Yatırım Varlık Kiralam	23.23	12/01/23	15/01/21	4	16/07/2021	70.00	19/04/21		0.25							0.87	0.12				
TRDYVKS12326	Yatırım Varlık Kiralam	23.23	12/01/23	15/01/21	4	16/07/2021	70.00	19/04/21		0.25							0.87	0.12				
TRDABVK43012	Aktif Bank Sukuk Varl	20.44	25/04/30	07/05/20	4	05/08/2021	420.00	06/05/21		0.06							0.00	0.00			4.04	

Finansman Bonoları (Kot içi)

TRFDUUM62118	Ünlü Menkul Değerler		02/06/21	02/04/21			23.80	31/05/21									0.33	0.03	0.00	0.000	0.00
TRFSKMD62113	Şeker Yatırım Menkul		02/06/21	05/03/21			22.22														
TRFAKDN62119	Akdeniz Faktoring A.Ş.		02/06/21	03/03/21			15.00	05/03/21	95.019		23.31						0.61	0.05			
TRFEKOF62114	Eko Faktoring A.Ş.		02/06/21	09/03/21			15.00	21/05/21	99.336		22.46						0.03	0.00	0.02	0.000	0.02
TRFGVYO62117	Gelecek Varlık Yöneti		02/06/21	22/02/21			70.00	21/04/21									0.00	0.00	0.10	0.001	0.11
TRFYAKF62111	Yapı Kredi Faktoring A		02/06/21	04/03/21			280.00	26/04/21									1.66	0.13	0.09	0.000	0.10
TRFALNF62146	Alternatif Bank A.Ş.		03/06/21	04/03/21			115.27	17/03/21									0.00	0.00			
TRFNURL62115	Nurol Yatırım Bankası		03/06/21	04/03/21			50.00	26/03/21	99.642		20.58						0.28	0.02			
TRFAKYM62117	Ak Yatırım Menkul De		03/06/21	04/03/21			182.25	10/05/21	98.798		20.19	32		0.13			8.31	0.65	0.06	0.000	0.06
TRFTAMF62117	Tam Faktoring A.Ş.		03/06/21	20/01/21			56.80	01/06/21									0.11	0.02	0.00	0.000	0.00

Özel Sektör Tahvilleri (TL)

İŞ YATIRIM

Rapor Terimleri

Kodu	Enstrüman	Kpn	Vade ↑	İhraç T.	Kpn Sıklık	Bir son. kupon t.	Toplam İhrac	Aynı Gün Valörlü Son İşlem Tarihi	Temiz Fiyat	Birikmiş Faiz	Getiri (%)	FaizΔ Son İki İşgünü			Fiyat Değ.			Hacim Ort.		Dur.	Konv.	PVB/P * 100
												1G(Δ)	1H(Δ)	3A(Δ)	1G(Δ)	1H(Δ)	3A(Δ)	1H	3A			
TRFTEBK62120	Türk Ekonomi Bankası		04/06/21	05/03/21			1,526.46	31/05/21										0.72	0.11	0.01	0.000	0.01
TRFVKFB62131	Türkiye Vakıflar Bankası		04/06/21	26/03/21			250.00															
TRFTHAL62131	Türkiye Halk Bankası		04/06/21	26/02/21			662.00	20/04/21										2.62	0.20			
TRFSKFH62118	Şeker Faktoring A.Ş.		04/06/21	16/03/21			14.82	13/04/21	97.162		22.39							0.00	0.00			
TRFTISB62124	Türkiye İş Bankası A.Ş.		07/06/21	14/01/21			336.53															
TRFISFN62110	İş Finansal Kiralama A.Ş.		07/06/21	09/03/21			72.00	15/04/21										0.00	0.00			
TRFTISB62116	Türkiye İş Bankası A.Ş.		07/06/21	19/11/20			243.75															
TRFULFK62116	Ulusal Faktoring A.Ş.		07/06/21	05/03/21			15.00	16/04/21										0.10	0.01			
TRFYKM62117	Yapı Kredi Yatırım Menkul Değerleri A.Ş.		09/06/21	10/03/21			111.41	19/04/21	97.547		19.46	0		0				0.28	0.02	0.13	0.001	0.13
TRFSKFK62112	Şeker Finansal Kiralama A.Ş.		09/06/21	10/03/21			56.41	26/05/21										0.00	0.00	0.03	0.000	0.04
TRFPHCM62117	Phillipcapital Menkul Değerleri A.Ş.		09/06/21	09/03/21			109.65	01/06/21	99.505		25.41							0.06	0.14	0.02	0.000	0.02
TRFAKBK62119	Akbank T.A.Ş.		09/06/21	03/03/21			842.73	05/05/21										5.85	0.52	0.09	0.000	0.09
TRFTHAL62156	Türkiye Halk Bankası		09/06/21	05/03/21			153.00	09/04/21										0.55	0.04			
TRFALNF62138	Alternatif Bank A.Ş.		10/06/21	09/02/21			100.00	18/05/21	98.910		19							0.28	0.02	0.05	0.000	0.06
TRFTHAL62115	Türkiye Halk Bankası		10/06/21	15/06/20			328.00	06/10/20	96.342		20.8							6.70	0.52	0.63	0.007	0.56
TRFOYMD62113	Oyak Yatırım Menkul Değerleri A.Ş.		10/06/21	11/03/21			91.00	29/04/21										0.00	0.00	0.10	0.001	0.11
TRFDZBK62111	Denizbank A.Ş.		10/06/21	11/06/20			400.00	30/04/21										1.29	1.17	0.09	0.001	0.10
TRFDEV62127	Devir Faktoring A.Ş.		10/06/21	15/02/21			13.73															
TRFGLMK62111	Global Menkul Değerleri A.Ş.		11/06/21	12/03/21			36.58	03/05/21										0.16	0.01	0.09	0.001	0.10
TRFTEBK62138	Türk Ekonomi Bankası		11/06/21	12/03/21			328.45	20/04/21										0.00	0.00	0.13	0.001	0.13
TRFVKFB62123	Türkiye Vakıflar Bankası		11/06/21	08/03/21			385.20		96.546		19.22							0.03	0.00			
TRFINFM62113	Info Yatırım Menkul Değerleri A.Ş.		14/06/21	15/03/21			75.00	12/05/21	98.028		24.64							0.89	0.07	0.07	0.000	0.07
TRFTPC62116	Creditwest Faktoring A.Ş.		15/06/21	05/03/21			40.00	20/05/21	98.578		22.27	0		0				0.28	0.02	0.06	0.000	0.07
TRFTAMF62125	Tam Faktoring A.Ş.		15/06/21	08/02/21			28.00	11/02/21										0.00	0.00			
TRFAKYB62110	Aktif Yatırım Bankası A.Ş.		15/06/21	25/02/21			198.34															
TRFULFK62124	Ulusal Faktoring A.Ş.		16/06/21	15/03/21			15.00	03/05/21	97.531		23.05							0.28	0.02	0.11	0.001	0.11
TRFINFM62121	Info Yatırım Menkul Değerleri A.Ş.		17/06/21	18/03/21			25.00															
TRFTBAK62110	Türkisch Bank A.Ş.		18/06/21	15/04/21			10.00															
TRFDZBK62145	Denizbank A.Ş.		18/06/21	03/03/21			77.00	20/04/21										0.41	0.03	0.15	0.001	0.15
TRFDZBK62152	Denizbank A.Ş.		18/06/21	05/03/21			310.00	10/05/21										0.00	0.00	0.10	0.001	0.10
TRFTEBK62146	Türk Ekonomi Bankası		18/06/21	19/03/21			70.08	31/05/21	99.096		20.22	2		0.149				0.99	0.08	0.04	0.000	0.05
TRFGLMK62137	Global Menkul Değerleri A.Ş.		18/06/21	12/04/21			41.65	22/04/21	96.501		25.62	-116		0.201				0.14	0.01	0.13	0.001	0.14
TRFGLMK62129	Global Menkul Değerleri A.Ş.		18/06/21	19/03/21			10.61	25/03/21										0.00	0.00			
TRFKNTF62114	Kent Faktoring A.Ş.		18/06/21	10/03/21			15.00	20/05/21	98.417		22.25	1		0.108				0.28	0.02	0.07	0.000	0.07
TRFDZBK62178	Denizbank A.Ş.		18/06/21	10/03/21			40.00															
TRFTCMD62118	Tacirler Yatırım Menkul Değerleri A.Ş.		21/06/21	05/04/21			25.00															
TRFFFKR62114	Qnb Finans Menkul Değerleri A.Ş.		22/06/21	30/03/21			144.10															
TRFSKFH62126	Şeker Faktoring A.Ş.		23/06/21	31/03/21			9.51															
TRFPASH62118	Pasha Yatırım Bankası A.Ş.		23/06/21	23/03/21			50.00															
TRFGLMD62116	Global Yatırım Menkul Değerleri A.Ş.		24/06/21	06/10/20			37.12	22/03/21	96.066		16.86	4		0.4				1.36	0.16	0.24	0.002	0.24
TRFVKFB62115	Türkiye Vakıflar Bankası		25/06/21	19/02/21			460.69															
TRFFNBK62112	Qnb Finansbank A.Ş.		25/06/21	26/03/21			226.38															
TRFDZBK621B6	Denizbank A.Ş.		25/06/21	31/03/21			38.00	15/04/21										0.00	0.00			
TRFDZBK621A8	Denizbank A.Ş.		25/06/21	30/03/21			115.00															
TRFDZBK62186	Denizbank A.Ş.		25/06/21	12/03/21			50.00															
TRFSKMD62121	Şeker Yatırım Menkul Değerleri A.Ş.		25/06/21	14/04/21			21.27															
TRFHsbc62114	Hsbc Bank A.Ş.		25/06/21	05/03/21			750.00	19/03/21	95.390		19.22							0.68	0.05			
TRFKORT62117	Korteks Mensucat Sanayi A.Ş.		29/06/21	20/01/21			51.48	30/03/21										4.05	0.52	0.22	0.002	0.22
TRFINFM62139	Info Yatırım Menkul Değerleri A.Ş.		30/06/21	31/03/21			80.00	21/05/21	97.724		23.38	-203		0.838				0.70	0.07	0.09	0.000	0.10
TRFODEA72119	Odea Bank A.Ş.		01/07/21	30/03/21			306.53															
TRFGRFA72112	Garanti Faktoring A.Ş.		01/07/21	02/03/21			122.00	26/04/21										0.58	0.05	0.16	0.001	0.17
TRFVFAS72119	Vakıf Faktoring A.Ş.		01/07/21	02/04/21			160.00	31/05/21										0.23	0.02			
TRFTAMF72116	Tam Faktoring A.Ş.		01/07/21	10/03/21			57.00	01/04/21										0.16	0.01			
TRFNURL72114	Nurul Yatırım Bankası A.Ş.		02/07/21	31/03/21			43.07	05/05/21	96.994		21.17	-9		1.687				0.27	0.02	0.14	0.001	0.15

Özel Sektör Tahvilleri (TL)

İŞ YATIRIM

Rapor Terimleri

Kodu	Enstrüman	Kpn	Vade ↑	İhraç T.	Kpn Sıklık	Bir son. kupon t.	Toplam İhrac	Aynı Gün Valörlü Son İşlem Tarihi	Temiz Fiyat	Birikmiş Faiz	Getiri (%)	FaizΔ Son İki İşgünü			Fiyat Değ.			Hacim Ort.		Dur.	Konv.	PVBP * 100
												1G(Δ)	1H(Δ)	3A(Δ)	1G(Δ)	1H(Δ)	3A(Δ)	1H	3A			
TRFYKBK72142	Yapı Ve Kredi Bankası		02/07/21	11/03/21			170.70	06/05/21										0.00	0.00	0.14	0.001	0.15
TRFAKDN72118	Akdeniz Faktoring A.Ş.		02/07/21	30/03/21			20.47															
TRFSKFK72129	Şeker Finansal Kiralar		02/07/21	10/03/21			3.44															
TRFSKFK72111	Şeker Finansal Kiralar		02/07/21	10/03/21			11.35	13/04/21	95.660		22.44							0.00	0.00			
TRFSKFK72145	Şeker Finansal Kiralar		02/07/21	02/04/21			38.39	10/05/21	96.951		23.77							0.02	0.00	0.13	0.001	0.13
TRFFNBK72129	Qnb Finansbank A.Ş.		02/07/21	02/04/21			531.00															
TRFISFA72116	İş Faktoring A.Ş.		05/07/21	11/03/21			170.00	30/04/21										0.08	0.01	0.16	0.001	0.16
TRFTCMD72117	Tacirler Yatırım Menk		05/07/21	18/01/21			25.00	31/03/21	95.121		20.94							0.00	0.00			
TRFEKOF72113	Eko Faktoring A.Ş.		05/07/21	12/03/21			14.10	11/05/21										0.02	0.00			
TRFTISB72123	Türkiye İş Bankası A.Ş.		05/07/21	18/02/21			390.16															
TRFAKYB72119	Aktif Yatırım Bankası		06/07/21	07/07/20			399.90															
TRFNURL72122	Nurol Yatırım Bankası		06/07/21	08/04/21			100.00															
TRFSKMD72120	Şeker Yatırım Menkul		07/07/21	07/04/21			15.20															
TRFSKMD72112	Şeker Yatırım Menkul		07/07/21	04/02/21			3.81															
TRFSKFH72117	Şeker Faktoring A.Ş.		09/07/21	09/04/21			34.88															
TRFVKFB72122	Türkiye Vakıflar Bankası		09/07/21	19/03/21			238.03															
TRFVKFB72148	Türkiye Vakıflar Bankası		09/07/21	09/04/21			440.45											10.94	0.85			
TRFGDKM72117	Gedik Yatırım Menkul		12/07/21	13/07/20			44.30	03/05/21										0.00	0.00	0.18	0.001	0.18
TRFATFK72110	Atılım Faktoring A.Ş.		13/07/21	26/03/21			13.30															
TRFISGY72114	İş Gayrimenkul Yatırım		14/07/21	06/04/21			120.25	13/04/21										0.00	0.00			
TRFTEBK72111	Türk Ekonomi Bankası		16/07/21	15/04/21			25.64	26/04/21	96.056		19.88	2	4	0.186	0.326			0.15	0.01	0.20	0.001	0.20
TRFTHAL72122	Türkiye Halk Bankası		27/07/21	29/01/21			108.00															
TRFTERA72118	Tera Menkul Değerler		27/07/21	29/01/21			33.00	16/04/21										0.00	0.00	0.25	0.002	0.25
TRFKCTF72116	Koç Finansman A.Ş.		27/07/21	28/07/20			50.00	06/05/21										0.11	0.03	0.21	0.001	0.21
TRFAKDN72126	Akdeniz Faktoring A.Ş.		27/07/21	15/04/21			10.00															
TRFAKYB72127	Aktif Yatırım Bankası		27/07/21	29/01/21			499.33															
TRFFFKR72113	Qnb Finans Finansal İ		28/07/21	27/01/21			113.90															
TRFBVYS72118	Birikim Varlık Yönetim		28/07/21	25/02/21			10.00	19/04/21										0.00	0.00	0.24	0.002	0.24
TRDFKKT72114	Doruk Faktoring A.Ş.		29/07/21	29/01/21			80.00	26/05/21										0.03	0.02	0.16	0.001	0.16
TRFSKFK72137	Şeker Finansal Kiralar		30/07/21	02/04/21			26.76	31/05/21										0.14	0.01	0.15	0.001	0.15
TRFEKOF72121	Eko Faktoring A.Ş.		30/07/21	15/04/21			10.10	29/04/21										0.00	0.00	0.22	0.002	0.22
TRFDZBK72110	Denizbank A.Ş.		30/07/21	03/02/21			50.00	31/05/21										5.27	0.41			
TRFDZBK72128	Denizbank A.Ş.		30/07/21	05/02/21			50.00	24/02/21	93.063		18.32	2		0.378				2.65	0.21	0.39	0.003	0.37
TRFTCMD72125	Tacirler Yatırım Menk		30/07/21	12/02/21			25.00	31/03/21	93.928		20.8							0.00	0.00			
TRFFNBK72111	Qnb Finansbank A.Ş.		30/07/21	29/01/21			135.40	16/03/21	93.385		21.55	252	0	-0.33	-0.33			5.52	0.43			
TRFFFKR82112	Qnb Finans Finansal İ		03/08/21	10/02/21			100.00															
TRFKNTF82112	Kent Faktoring A.Ş.		04/08/21	07/04/21			15.00															
TRFFINF82115	Qnb Finans Faktoring		04/08/21	14/04/21			200.00															
TRFTAMF82115	Tam Faktoring A.Ş.		04/08/21	02/04/21			49.00	20/05/21	95.715		23.41	2		0.108				0.20	0.03	0.18	0.001	0.19
TRFDZBK82127	Denizbank A.Ş.		06/08/21	12/02/21			10.00	17/02/21	92.376		18.56							0.01	0.00			
TRFDZBK82135	Denizbank A.Ş.		06/08/21	17/02/21			75.00	22/03/21	93.836		18.47	1		0.126				2.25	0.18			
TRFDZBK82119	Denizbank A.Ş.		06/08/21	10/02/21			10.00															
TRFFNBK82110	Qnb Finansbank A.Ş.		06/08/21	05/02/21			59.90	02/04/21										0.00	0.00	0.31	0.002	0.30
TRFSUMF82115	Sümer Faktoring A.Ş.		06/08/21	03/02/21			15.01															
TRFISFA82115	İş Faktoring A.Ş.		06/08/21	08/04/21			262.15	30/04/21	95.073		20.7							0.04	0.00	0.24	0.002	0.24
TRFEKOF82112	Eko Faktoring A.Ş.		09/08/21	07/04/21			15.30	01/06/21										0.00	0.00	0.17	0.001	0.17
TRFFFKR82138	Qnb Finans Finansal İ		09/08/21	13/04/21			90.00	21/04/21	94.541		20.48							0.00	0.00	0.27	0.002	0.27
TRFTCMD82116	Tacirler Yatırım Menk		10/08/21	23/02/21			25.00	31/03/21	93.412		20.74							0.00	0.00			
TRFAKYB82134	Aktif Yatırım Bankası		10/08/21	12/02/21			13.59															
TRFISFN82118	İş Finansal Kiralama A		11/08/21	13/04/21			200.00	19/04/21	94.351		20.46							0.00	0.00			
TRFNURL82113	Nurol Yatırım Bankası		12/08/21	23/02/21			100.00															
TRFFNBK82128	Qnb Finansbank A.Ş.		13/08/21	12/02/21			222.33	24/05/21	96.702		18.53							0.97	0.08	0.20	0.001	0.20
TRFTISB82114	Türkiye İş Bankası A.Ş.		16/08/21	15/04/21			631.89															
TRFALNF82110	Alternatif Bank A.Ş.		17/08/21	16/02/21			103.80	26/03/21										0.00	0.00			

Özel Sektör Tahvilleri (TL)

İŞ YATIRIM

Rapor Terimleri

Kodu	Enstrüman	Kpn	Vade ↑	İhraç T.	Kpn Sıklık	Bir son. kupon t.	Toplam İhrac	Aynı Gün Valörlü Son İşlem Tarihi	Temiz Fiyat	Birikmiş Faiz	Getiri (%)	FaizΔ Son İki İşgünü			Fiyat Değ.			Hacim Ort.		Dur.	Konv.	PVBP * 100	
												1G(Δ)	1H(Δ)	3A(Δ)	1G(Δ)	1H(Δ)	3A(Δ)	1H	3A				
Kot içi Finansman Bonoları (Kuponlu)																							
TRFDZBK62129	Denizbank A.Ş.	19.09	02/06/21	16/02/21	12	02/06/2021	60.00																
TRFZORN62118	Zorlu Enerji Elektrik Ü	21.20	03/06/21	11/06/20	4	03/06/2021	40.87	27/05/21		4.59								0.00	0.00				
TRFZORN62126	Zorlu Enerji Elektrik Ü	14.75	03/06/21	17/07/20	6	03/06/2021	47.24											0.00	0.02	0.02	0.000	0.02	
TRFSUVY62119	Sümer Varlık Yönetim	16.50	04/06/21	05/06/20	4	04/06/2021	34.69																
TRFAKFT62111	Ak Faktoring A.Ş.	23.23	04/06/21	07/12/20	12	04/06/2021	10.00																
TRFTHAL62123	Türkiye Halk Bankası	19.20	04/06/21	26/02/21	12	04/06/2021	303.00																
TRFTEBK62112	Türk Ekonomi Bankası	9.43	07/06/21	12/06/20	12	07/06/2021	309.43	20/04/21		0.31								0.00	0.23	0.12	0.001	0.20	
TRFDZBK62137	Denizbank A.Ş.	18.92	10/06/21	26/02/21	12	10/06/2021	230.00	27/05/21	101.380	1.08								0.00	0.00				0.04
TRFBASR62117	Başer Faktoring A.Ş.	19.00	16/06/21	23/12/20	4	16/06/2021	5.00	30/12/20	100.000		20.4	0			0			0.32	0.02				
TRFBASR62133	Başer Faktoring A.Ş.	19.00	18/06/21	23/12/20	4	18/06/2021	5.00																
TRFDNFK62126	Deniz Finansal Kiralar	19.63	23/06/21	26/03/21	12	23/06/2021	78.00	13/04/21										0.00	0.00				
TRFTHAL62164	Türkiye Halk Bankası	18.92	25/06/21	22/03/21	12	25/06/2021	100.00																
TRFTHAL62172	Türkiye Halk Bankası	18.85	25/06/21	26/03/21	12	25/06/2021	1,179.00	20/04/21		1.37								0.00	0.00				
TRFDZBK62194	Denizbank A.Ş.	19.00	25/06/21	12/03/21	12	25/06/2021	121.00											0.00	0.00				
TRFYKKB62127	Yapı Ve Kredi Bankası	18.85	25/06/21	26/03/21	12	25/06/2021	436.86	13/04/21										0.00	0.00				
TRFHYYTV62114	Dünya Varlık Yönetim	23.34	25/06/21	26/06/20	4	25/06/2021	40.00	15/01/21	102.970	1.41			1.913					0.24	0.05				0.41
TRFERTT62119	Ereğli Tekstil Turizm Ş	23.50	28/06/21	11/01/21	12	28/06/2021	146.60	11/05/21		0.58								0.10	0.01	0.11	0.001	0.13	
TRFATAY62113	Ata Gayrimenkul Yatır	24.25	30/06/21	31/03/21		30/06/2021	50.00	30/04/21	100.000	2.19	26.26							0.04	0.00	0.14	0.001	0.16	
TRFDNFK62134	Deniz Finansal Kiralar	19.67	30/06/21	06/04/21	12	30/06/2021	248.00											0.00	0.00				
TRFVKFB72130	Türkiye Vakıflar Bankası	19.84	02/07/21	26/03/21		02/07/2021	1,182.00	13/04/21										0.00	0.00				
TRFYKKB72159	Yapı Ve Kredi Bankası	19.01	02/07/21	02/04/21	12	02/07/2021	772.50	31/05/21	100.748	0.73								0.07	0.01				0.09
TRFDZBK72136	Denizbank A.Ş.	18.99	02/07/21	19/03/21	12	02/07/2021	205.00	01/06/21		0.26								14.22	1.11				0.08
TRFYKKB72118	Yapı Ve Kredi Bankası	18.99	09/07/21	29/01/21	12	09/07/2021	282.50	02/04/21	101.123	1.31								0.00	0.00				
TRFZORN72117	Zorlu Enerji Elektrik Ü	20.75	09/07/21	16/12/20	12	16/06/2021	20.67	25/02/21		1.17								0.14	0.01				
TRFZORN72125	Zorlu Enerji Elektrik Ü	22.50	09/07/21	07/01/21	12	09/06/2021	21.25	15/04/21		0.43								0.01	0.00				
TRFDZFK72111	Deniz Faktoring A.Ş.		16/07/21	02/04/21	12	11/06/2021	55.00																
TRFDNFK72117	Deniz Finansal Kiralar	20.05	28/07/21	09/04/21	12	18/06/2021	270.00	18/05/21		0.44								0.00	0.00				
TRFTHAL72114	Türkiye Halk Bankası	18.74	30/07/21	12/01/21		30/07/2021	100.00																
TRFYKKB72134	Yapı Ve Kredi Bankası	19.00	30/07/21	05/02/21	12	25/06/2021	364.00	23/03/21	100.531	0.59			0.531					3.59	0.28				
TRFYKKB72126	Yapı Ve Kredi Bankası	19.01	30/07/21	02/02/21	12	23/06/2021	104.72	10/03/21		0.09								0.00	0.00				0.37
TRFERTT82117	Ereğli Tekstil Turizm Ş	23.50	02/08/21	15/02/21	12	07/06/2021	20.40	25/05/21		1.03								0.22	0.02	0.16	0.001	0.18	
TRFERTT82125	Ereğli Tekstil Turizm Ş	23.50	02/08/21	15/02/21	12	07/06/2021	56.10																
TRFDNZY82115	Deniz Menkul Kıymetli	19.71	04/08/21	12/04/21	12	23/06/2021	50.00																
TRFDZBK82150	Denizbank A.Ş.	19.00	06/08/21	13/04/21	12	25/06/2021	290.00																
TRFYKKB82117	Yapı Ve Kredi Bankası	18.99	06/08/21	12/02/21	12	02/07/2021	288.00	21/04/21										0.00	0.00				0.29
TRFYKKB82125	Yapı Ve Kredi Bankası	19.08	13/08/21	19/02/21	12	04/06/2021	140.00																
TRFAKYB82126	Aktif Yatırım Bankası		13/08/21	05/02/21			50.00	31/05/21										0.00	0.00	0.18	0.001	0.19	
TRFGRAN82115	Türkiye Garanti Bankası	19.14	19/08/21	23/02/21	6	21/06/2021	400.00	01/06/21	102.038	2.15								0.00	0.00				
TRFYKKB82133	Yapı Ve Kredi Bankası	18.92	20/08/21	26/02/21	12	11/06/2021	209.95											0.00	0.00				
TRFERTT82133	Ereğli Tekstil Turizm Ş	23.50	23/08/21	08/03/21	12	28/06/2021	36.00	01/06/21		0.13								0.00	0.00				
TRFZORF82112	Zorlu Faktoring A.Ş.	22.50	25/08/21	03/02/21	12	23/06/2021	20.00	31/05/21	100.000	0.37	24.96	-1			0			0.57	0.04	0.20	0.001	0.22	
TRFGRAN82123	Türkiye Garanti Bankası	19.00	31/08/21	03/03/21	6	02/07/2021	130.50	30/04/21										0.00	0.00				
TRFBVYS92116	Birikim Varlık Yönetim	22.00	01/09/21	10/03/21	12	30/06/2021	19.89	16/04/21										0.00	0.00				
TRFATFK92118	Atılım Faktoring A.Ş.	15.29	01/09/21	03/09/20	4	03/06/2021	10.00																
TRFAKFT92118	Ak Faktoring A.Ş.	-5.00	03/09/21	07/12/20	12	04/06/2021	10.00																
TRFTHAL92112	Türkiye Halk Bankası	0.00	10/09/21	11/09/20	4	11/06/2021	252.00																
TRFZORF92111	Zorlu Faktoring A.Ş.	22.50	15/09/21	03/03/21	12	23/06/2021	28.00	18/05/21	99.996	1.36	24.99	0			0			0.06	0.00				
TRFYKKB92116	Yapı Ve Kredi Bankası	19.01	17/09/21	09/04/21	12	29/06/2021	299.20											0.00	0.00				
TRFERTT92116	Ereğli Tekstil Turizm Ş	25.50	20/09/21	05/04/21	12	28/06/2021	38.92	28/05/21										0.92	0.11	0.26	0.002	0.29	
TRFDVYS92112	Dünya Varlık Yönetim	24.36	20/09/21	21/09/20	4	21/06/2021	29.00	31/05/21		4.74								0.74	0.06				0.31

Özel Sektör Tahvilleri (TL)

İŞ YATIRIM

Rapor Terimleri

Kodu	Enstrüman	Kpn	Vade ↑	İhraç T.	Kpn Sıklık	Bir son. kupon t.	Toplam İhrac	Aynı Gün Valörlü Son İşlem Tarihi	Temiz Fiyat	Birikmiş Faiz	Getiri (%)	FaizΔ Son İki İşgünü			Fiyat Değ.			Hacim Ort.		Dur.	Konv.	PVB/P * 100
												1G(Δ)	1H(Δ)	3A(Δ)	1G(Δ)	1H(Δ)	3A(Δ)	1H	3A			
TRFZORN92115	Zorlu Enerji Elektrik Ü	22.23	23/09/21	30/09/20	4	30/06/2021	9.85	26/03/21		4.51								0.00	0.00	-0.08	0.002	0.01
TRFATFK92126	Atılım Faktoring A.Ş.	19.16	28/09/21	30/09/20	4	01/07/2021	15.00											0.00	0.00			
TRFDVYSK2114	Dünya Varlık Yönetim	21.00	12/11/21	13/11/20	4	13/08/2021	52.50	26/05/21		0.70								0.00	0.00			
TRFAKFTA2114	Ak Faktoring A.Ş.	-6.00	02/12/21	07/12/20	12	04/06/2021	10.00															
TRFGDKMA2117	Gedik Yatırım Menkul		08/12/21	10/02/21	12	10/06/2021	75.00	21/05/21										0.00	0.00	0.02	0.000	0.55
TRFERTTA2117	Ereğli Tekstil Turizm S	22.50	28/12/21	29/12/20		28/12/2021	60.00															
TRFGDKM12212	Gedik Yatırım Menkul	18.94	26/01/22	26/02/21	12	25/06/2021	75.00	30/03/21										0.00	0.00			
TRFDVYS12219	Dünya Varlık Yönetim	23.58	27/01/22	28/01/21	4	29/07/2021	27.00	07/05/21		0.72								0.00	0.01			
TRFTBTF22221	Teb Finansman A.Ş.	20.56	24/02/22	25/02/21	4	26/08/2021	100.00	01/06/21		0.34								0.00	0.00			0.67
TRFGDKM22211	Gedik Yatırım Menkul	18.94	25/02/22	25/03/21	12	25/06/2021	100.00															
TRFTAMF32219	Tam Faktoring A.Ş.		09/03/22	10/03/21	4	09/06/2021	15.20	11/05/21										0.00	0.00			
TRFTBTF42211	Teb Finansman A.Ş.	20.79	06/04/22	07/04/21	4	07/07/2021	200.00	22/04/21		1.08								0.00	0.00			0.85
TRFDVYS42216	Dünya Varlık Yönetim	23.71	13/04/22	14/04/21	4	14/07/2021	30.00	31/05/21		3.12								0.07	0.01			

Özel Sektör Tahvilleri

Özel Sektör Tahvilleri (Kot içi)

TRSZORN62129	Zorlu Enerji Elektrik Ü	21.20	03/06/21	11/03/20	4	03/06/2021	9.50	22/04/21		2.73								0.14	0.01	0.11	0.000	0.10
TRSZORN62111	Zorlu Enerji Elektrik Ü	22.95	03/06/21	05/12/19	4	03/06/2021	14.60	21/05/21	99.983	5.09								0.09	0.01			0.03
TRSHYTV62117	Dünya Varlık Yönetim	22.70	09/06/21	13/06/18	4	09/06/2021	31.00	01/06/21		5.22								0.00	0.10	0.03	0.000	0.02
TRSKFTF62113	Koç Fiat Kredi Finansı	-0.80	10/06/21	13/06/19	4	10/06/2021	90.00	28/04/21		-0.11								0.94	0.15	0.11	0.000	0.12
TRSKCTF62110	Koç Finansman A.Ş.	18.75	14/06/21	17/06/19	4	14/06/2021	70.00	11/05/21		2.98								0.00	0.05	0.09	0.000	0.09
TRSKALE62114	Kaleseramik	19.01	17/06/21	21/06/18	4	17/06/2021	50.00	31/05/21		3.91								0.14	0.05	0.05	0.000	0.05
TR SAYGZ62110	Aygaz A.Ş.	18.68	18/06/21	21/06/19	4	18/06/2021	90.00	26/04/21		2.00								0.00	0.06	0.14	0.000	0.14
TRSYKBK62112	Yapı Ve Kredi Bankası	9.25	18/06/21	17/06/20	4	18/06/2021	81.24	12/02/21		1.55								0.00	0.02	0.31	0.002	0.32
TR SASLN62118	Oyak Çimento Fabrika	18.88	18/06/21	21/06/19	4	18/06/2021	130.00	27/04/21		2.07								0.00	0.08			0.14
TR SODEA62113	Odea Bank A.Ş.	9.75	21/06/21	19/06/20	12	21/06/2021	79.68															
TRSTATK62115	Tat Gıda Sanayi A.Ş.	20.58	23/06/21	26/06/19	4	23/06/2021	70.00	25/05/21		3.55								0.11	0.06	0.08	0.000	0.08
TRSAKBK72129	Akbank T.A.Ş.		01/07/21	30/04/20			4.00															
TRSAKBK72111	Akbank T.A.Ş.		01/07/21	22/04/20			121.24	18/05/21	98.308	18.89								2.70	0.41	0.11	0.001	0.11
TRSBOLU72119	Oyak Çimento Fabrika	20.75	05/07/21	08/07/19	4	05/07/2021	116.00	22/03/21		4.01								0.03	0.08	0.11	0.000	0.04
TRSAKYB72146	Aktif Yatırım Bankası	9.50	09/07/21	19/06/20	12	19/06/2021	75.00	07/05/21		0.52								0.07	0.03	0.16	0.001	0.11
TRSTEBK72114	Türk Ekonomi Bankası	9.50	09/07/21	02/07/20	12	08/06/2021	29.77															
TRSKORT72119	Korteks Mensucat Sar	23.44	09/07/21	15/05/20	4	09/07/2021	8.56															
TRSSRTN72114	Sarten Ambalaj Sanay	22.95	09/07/21	12/07/19	4	09/07/2021	50.00	24/03/21		4.36								0.29	0.10	0.11	0.000	0.04
TRSMGTI72110	Migros Ticaret A.Ş.	23.70	14/07/21	19/07/18	4	14/07/2021	75.00	28/05/21		2.99								0.00	0.01			
TRSDZBK72147	Denizbank A.Ş.	0.68	14/07/21	01/07/20	12		45.00	12/03/21	96.929	19.62								0.61	0.05			
TRSDZBK72121	Denizbank A.Ş.	9.25	14/07/21	23/06/20	12	08/06/2021	75.00	06/05/21		0.08								2.70	0.21	0.08	0.000	0.09
TRSDZBK72139	Denizbank A.Ş.	0.00	14/07/21	26/06/20	12	08/06/2021	100.00	19/01/21	100.000	9.53								0.97	0.08	0.48	0.005	0.48
TRSKCTF72127	Koç Finansman A.Ş.	20.75	14/07/21	17/07/19	4	14/07/2021	100.00	21/04/21		0.45								0.10	0.08			
TR SARCL72112	Arçelik A.Ş.	20.45	16/07/21	24/07/19	4	16/07/2021	500.00	01/06/21		2.35								0.13	0.29	0.12	0.000	0.12
TRSVSTL72110	Vestel Elektronik San	19.42	16/07/21	09/07/20	4	16/07/2021	50.07	08/04/21		4.08								0.36	0.03	0.04	0.001	0.01
TRSDOGH72112	Doğuş Holding A.Ş.	23.70	26/07/21	31/07/17	4	26/07/2021	350.00	27/04/21	98.000	0.12								0.14	0.28	-0.05	0.001	0.23

Özel Sektör Tahvilleri (TL)

İŞ YATIRIM

Rapor Terimleri

Kodu	Enstrüman	Kpn	Vade ↑	İhraç T.	Kpn Sıklık	Bir son. kupon t.	Toplam İhrac	Aynı Gün Valörlü Son İşlem Tarihi	Temiz Fiyat	Birikmiş Faiz	Getiri (%)	FaizΔ Son İki İşgünü			Fiyat Değ.			Hacim Ort.		Dur.	Konv.	PVB/P * 100
												1G(Δ)	1H(Δ)	3A(Δ)	1G(Δ)	1H(Δ)	3A(Δ)	1H	3A			
TRSORFN72112	Orfin Finansman A.Ş.	9.50	27/07/21	17/07/20	4	27/07/2021	42.00	08/04/21		2.19							0.39	0.06	0.28	0.002	0.29	
TRSTEBK72122	Türk Ekonomi Bankas	9.70	29/07/21	10/07/20	12	28/06/2021	20.47	05/04/21									0.00	0.00				
TRSTEBK72130	Türk Ekonomi Bankas	9.70	29/07/21	17/07/20	12	30/06/2021	14.56															
TRSAKYB72153	Aktif Yatırım Bankası	10.25	30/07/21	10/07/20	12		100.00	12/03/21	97.634	24.21							0.71	0.06				
TRSTOK72116	Otokoç Otomotiv Tic	20.55	30/07/21	02/08/19	4	30/07/2021	200.00	26/03/21	100.000	3.00			0				1.16	0.16	0.15	0.001	0.09	
TR SAYGZ82118	Aygaz A.Ş.	20.50	04/08/21	07/08/19	4	04/08/2021	80.00	24/05/21		1.12							0.00	0.02	0.00	0.000	0.19	
TR SALNF82113	Alternatif Bank A.Ş.	19.46	26/08/21	29/08/19	4	26/08/2021	50.00	07/05/21		3.93							14.63	2.37			0.30	
TRSAIGY92113	Akiş Gayrimenkul Yatı	20.95	08/09/21	11/09/19	4	09/06/2021	100.00	27/05/21		4.54							0.00	0.03			0.03	
TRSMPLC92119	Mlp Sağlık Hizmetleri	17.36	09/09/21	04/09/20	4	04/06/2021	23.50	24/05/21		3.85							0.00	0.01			0.03	
TRSORFN92110	Orfin Finansman A.Ş.	18.16	10/09/21	07/09/18	4	04/06/2021	30.00	07/04/21									0.73	0.19				
TRSAKBK92119	Akbank T.A.Ş.		15/09/21	13/07/20			257.92	01/06/21									0.82	0.30				
TRSZORN92118	Zorlu Enerji Elektrik Ü	19.54	23/09/21	18/09/20	4	18/06/2021	29.85	23/10/20		1.82							0.00	0.00	0.16	0.007	0.14	
TRSTBTFE2115	Teb Finansman A.Ş.	18.90	01/10/21	29/09/20	4	02/07/2021	34.93		100.010								0.72	0.06				
TRSKORTE2115	Korteks Mensucat Sar	20.97	07/10/21	10/08/20	4	09/08/2021	28.16															
TRSKORTE2123	Korteks Mensucat Sar	21.23	07/10/21	27/08/20	4	24/08/2021	25.47	01/03/21		0.30							0.05	0.00	0.17	0.003	0.22	
TRSENSAE2114	Enerjisa Enerji A.Ş.	4.75	15/10/21	20/10/17	2	15/10/2021	100.00	29/01/21		1.41							0.00	0.05				
TRSGLMDE2117	Global Yatırım Holding	22.02	27/10/21	06/10/20	4	06/07/2021	17.30															
TRSTHALK2114	Türkiye Halk Bankası	18.96	03/11/21	06/11/19	4	04/08/2021	605.00	30/06/20	102.550				0.05				2.54	0.20				
TRSAARENK2117	Arena Faktoring A.Ş.	21.97	05/11/21	08/11/19	4	06/08/2021	10.00	23/11/20	100.000	0.96			0				4.45	0.92			0.19	
TRUSAKK2119	Uşak Seramik Sanayii	23.32	10/11/21	14/11/19	12	11/06/2021	30.00	11/02/21	100.740	0.11			-3.26				0.01	0.00			0.08	
TRSZORNK2124	Zorlu Enerji Elektrik Ü	21.24	11/11/21	23/10/20	6	25/06/2021	82.42	24/02/21	100.000	0.17							0.08	0.01	0.09	0.112	0.16	
TRSZORNK2116	Zorlu Enerji Elektrik Ü	21.52	11/11/21	17/07/20	4	14/07/2021	42.73															
TRSDZBKK2110	Denizbank A.Ş.	10.00	12/11/21	22/07/20	12	07/07/2021	35.00		97.239	13.28							4.88	0.38				
TRSAKFHK2111	Akfen Holding A.Ş.	22.45	17/11/21	20/11/19	4	17/08/2021	200.00	31/05/21	100.007	0.86							0.04	0.19	0.24	0.002	0.20	
TRSMCBFK2113	Mercedes-Benz Finan		17/11/21	17/11/20			100.00															
TRSAKBKK2110	Akbank T.A.Ş.		24/11/21	29/09/20			68.97	01/06/21									0.31	0.06				
TRSKORTA2119	Korteks Mensucat Sar	21.47	02/12/21	16/11/20	4	16/08/2021	68.56	26/11/20	100.000				0				0.06	0.00				
TRSMPLCA2111	Mlp Sağlık Hizmetleri	21.50	16/12/21	04/12/20	4	03/06/2021	75.73	06/05/21		3.71							0.00	0.01			0.08	
TRSKFTFA2114	Koç Fiat Kredi Finansı	0.00	16/12/21	18/06/20	2	17/06/2021	85.00	11/05/21									1.30	0.16	0.58	0.006	0.55	
TRSMGTIA2118	Migros Ticaret A.Ş.	20.03	20/12/21	23/12/19	4	21/06/2021	200.00	25/05/21		3.57							0.25	0.36				
TRSNHOLA2116	Nurol Holding A.Ş.	33.00	20/12/21	24/12/18	4	21/06/2021	120.00															
TRSAARENA2127	Arena Faktoring A.Ş.	21.97	23/12/21	26/12/19	4	24/06/2021	25.00	27/05/21	100.033	3.85			0.03				8.83	0.83			0.08	
TRSNHOLA2124	Nurol Holding A.Ş.	33.00	23/12/21	27/12/18	4	24/06/2021	180.00															
TRSKCTFA2117	Koç Finansman A.Ş.	9.70	23/12/21	25/06/20	2	24/06/2021	65.00	01/04/21		2.63							0.22	0.02				
TRSZORN12215	Zorlu Enerji Elektrik Ü	22.00	12/01/22	16/12/20	4	16/06/2021	52.16	09/04/21	100.000	1.57			0				0.18	0.02	0.09	0.004	0.17	
TRSZORN12223	Zorlu Enerji Elektrik Ü	23.50	12/01/22	07/01/21	4	08/07/2021	22.30	14/04/21	100.000	0.45							0.06	0.01	-0.12	0.003	0.22	
TRSORFN12217	Orfin Finansman A.Ş.	9.95	17/01/22	24/07/20	4	26/07/2021	74.00	08/02/21	94.510	0.49	20.8	31	31	0	0		0.44	0.04	0.86	0.012	0.88	
TRSTTLK12216	Türk Telekomünikasyo	21.03	20/01/22	14/12/20	4	14/06/2021	150.00	01/04/21		1.01							0.00	0.00				
TRSDZBK12218	Denizbank A.Ş.		21/01/22	03/07/20			440.00	09/11/20	87.394	19.98							1.11	0.12	1.14	0.018	0.94	
TRSDZBK12226	Denizbank A.Ş.		21/01/22	08/07/20			285.00	21/05/21	89.049	19.74	4	4		0.289	0.289		3.65	0.54	0.61	0.006	0.52	
TRSAKBK12216	Akbank T.A.Ş.		31/01/22	02/12/20			37.22	01/06/21									0.26	0.03				
TRSTERA22215	Tera Menkul Değerler		01/02/22	28/12/20			10.00															
TRSKORT22213	Korteks Mensucat Sar	23.50	02/02/22	20/01/21	4	27/07/2021	119.89	31/05/21	100.000	2.64							0.12	0.01			0.15	
TRSAKFH22212	Akfen Holding A.Ş.	20.58	04/02/22	07/02/20	4	06/08/2021	150.00	26/05/21		1.13							0.14	0.12	0.01	0.000	0.19	
TRSTISB22212	Türkiye İş Bankası A.Ş.	18.85	07/02/22	10/02/20	4	09/08/2021	1,050.00	04/05/21	100.750	4.38			0				7.14	1.14				
TRSPESG22218	Pegasus Hava Taşımı	21.82	11/02/22	11/02/21	4	11/08/2021	260.00	24/05/21		0.83							0.00	0.01				
TRSZORN22214	Zorlu Enerji Elektrik Ü	23.50	24/02/22	12/02/21	4	17/08/2021	154.94	26/05/21		0.58							0.12	0.01			0.21	
TRSDZBK22217	Denizbank A.Ş.		25/02/22	10/07/20			5.00	28/07/20	85.625	10.32							0.37	0.03				
TRSTISB32211	Türkiye İş Bankası A.Ş.	18.95	01/03/22	23/02/21	4	24/08/2021	575.00	05/05/21		3.71							0.00	0.00				
TRSVSTL32213	Vestel Elektronik San		09/03/22	19/02/21	4	20/08/2021	400.00	21/05/21	100.286				0.236				0.47	0.04	-0.03	0.004	0.24	
TRSKCTF32212	Koç Finansman A.Ş.	14.25	15/03/22	15/09/20	4	15/06/2021	50.00	20/05/21		2.58							0.17	0.01	0.71	0.009	0.76	
TRSNHOL32214	Nurol Holding A.Ş.	21.00	16/03/22	16/12/20	4	16/06/2021	230.00	31/05/21		4.37							0.00	0.00	0.65	0.007	0.71	
TRSYDAT32212	Yda İnşaat Sanayi Ve	21.72	16/03/22	15/12/17	4	16/06/2021	190.00	27/05/21		4.28							0.00	0.29	0.10	0.000	0.05	
TRSKORT32212	Korteks Mensucat Sar	22.50	24/03/22	03/03/21	4	01/09/2021	36.88	20/05/21	99.887	4.87			-0.113				0.31	0.02	0.12	0.005	0.03	

Özel Sektör Tahvilleri (TL)

İŞ YATIRIM

Rapor Terimleri

Kodu	Enstrüman	Kpn	Vade ↓	İhraç T.	Kpn Sıklık	Bir son. kupon t.	Toplam İhrac	Aynı Gün Valörlü Son İşlem Tarihi	Temiz Fiyat	Birikmiş Faiz	Getiri (%)	FaizΔ Son İki İşgünü			Fiyat Değ.			Hacim Ort.		Dur.	Konv.	PVB/P * 100
												1G(Δ)	1H(Δ)	3A(Δ)	1G(Δ)	1H(Δ)	3A(Δ)	1H	3A			
TRSCMSA32211	Çimsa Çimento Sanay	19.35	25/03/22	18/03/21	4	17/06/2021	100.00	30/03/21										0.00	0.00			
TRSZORN42212	Zorlu Enerji Elektrik Ü	25.00	07/04/22	26/03/21	4	24/06/2021	49.08	06/04/21										0.00	0.00			
TRSAREN42216	Arena Faktoring A.Ş.	22.71	08/04/22	10/04/20	4	09/07/2021	17.00	14/01/21	100.000	0.37				0				4.63	0.36			0.22
TRSAKBK42213	Akbank T.A.Ş.		11/04/22	10/02/21			194.69	01/06/21	85.164		20.52							0.85	0.07	0.78	0.010	0.62
TRSTERA42213	Tera Menkul Değerler	21.47	29/04/22	29/01/21	4	30/07/2021	10.00															
TRSDOVA42219	Deva Holding A.Ş.	19.15	29/04/22	04/05/20	4	03/08/2021	130.00	31/05/21	100.000	1.47								0.24	0.15	0.28	0.006	0.17
TRSYAZI52216	Ag Anadolu Grubu Ho	18.17	11/05/22	13/05/20	4	11/08/2021	175.00	01/06/21	100.000	1.10								0.37	0.25			0.19
TRSOVY52211	Boğaziçi Varlık Yöneti	24.01	18/05/22	18/11/20	4	18/08/2021	10.00	19/04/21	102.240	3.97								0.17	0.01			
TRSAKBK52212	Akbank T.A.Ş.		20/05/22	16/03/21			78.33	01/06/21	83.623		20.31							0.31	0.02	0.88	0.012	0.68
TRSDZBK52214	Denizbank A.Ş.		27/05/22	28/07/20			42.00	08/02/21										4.22	0.33	1.23	0.021	1.00
TRSMGTI62210	Migros Ticaret A.Ş.	20.95	08/06/22	10/06/20	4	09/06/2021	100.00	11/05/21		3.60								1.14	0.09			1.00
TRSMGTI62228	Migros Ticaret A.Ş.	16.53	08/06/22	10/06/20	4	09/06/2021	150.00	24/05/21		3.44								0.00	0.08	0.11	0.007	0.04
TRSNHOL62211	Nurol Holding A.Ş.	22.00	23/06/22	25/03/21	4	24/06/2021	350.00	22/04/21		1.93								0.14	0.01	0.93	0.013	1.00
TRSHYTV62216	Dünya Varlık Yönetim		24/06/22	26/06/20			25.00	05/04/21										0.09	0.04			
TRSNURL62225	Nurol Yatırım Bankası		27/06/22	25/06/20			50.00															
TRSVTL72227	Vestel Elektronik San	20.32	07/07/22	09/07/20	4	08/07/2021	50.38	22/03/21		3.47								0.00	0.00			0.05
TRSKRSN72212	Karsan Otomotiv San	19.38	21/07/22	23/07/20	4	27/07/2021	29.70	22/04/21	100.000	0.21								0.39	0.03	-0.01	0.008	0.24
TRSENSA72211	Enerjisa Enerji A.Ş.	5.00	26/07/22	01/08/17	2	27/07/2021	335.00	26/01/21		0.01								0.03	0.37			
TRSORFN82210	Orfin Finansman A.Ş.	10.20	02/08/22	24/07/20	4	26/07/2021	75.00															
TRSKFTF92219	Koç Fiat Kredi Finansı	17.95	09/09/22	12/03/21	2	10/09/2021	75.00															
TRSNURL92222	Nurol Yatırım Bankası		13/09/22	11/09/20			50.00															
TRSNHOL92218	Nurol Holding A.Ş.	16.75	23/09/22	25/09/20	4	25/06/2021	250.00															
TRSKRSNE2216	Karsan Otomotiv San	20.88	03/10/22	05/10/20	4	06/07/2021	22.65	13/10/20										0.41	0.03			
TRSERYPK2216	Eryap Mühendislik İnş	21.40	17/11/22	21/11/19	2	18/11/2021	125.00															
TRSTPRSK2217	Tüpraş-Türkiye Petrol	20.41	28/11/22	30/11/20	4	31/08/2021	500.00	31/05/21	100.000	0.06								0.09	0.07			1.26
TRSNURLK2213	Nurol Yatırım Bankası		28/11/22	26/11/20			50.00	09/03/21										0.00	0.00	1.60	0.033	1.07
TRSERYPK2224	Eryap Mühendislik İnş	17.31	30/11/22	04/12/19	2	01/12/2021	125.00															
TRSAENA2218	Arena Faktoring A.Ş.		26/12/22	28/12/20			15.50															
TRSERYP12313	Eryap Mühendislik İnş	18.17	11/01/23	15/01/20	2	14/07/2021	75.00															
TRSTPRS12313	Tüpraş-Türkiye Petrol	20.50	20/01/23	22/01/21	4	26/07/2021	290.00	26/03/21		3.45								0.43	0.03			
TRSPLDG12315	Palgaz Doğalgaz Dağı	24.09	25/01/23	27/01/21	4	28/07/2021	200.00	25/05/21		1.85								0.49	0.17			1.37
TRSTPRS22312	Tüpraş-Türkiye Petrol	20.32	03/02/23	05/02/21	4	06/08/2021	1,100.00	06/05/21										0.00	0.00			1.52
TRSORFN22315	Orfin Finansman A.Ş.	####	07/02/23	11/02/21	4	10/08/2021	43.00	10/05/21					1.372					0.93	0.07	0.11	-0.001	1.51
TRSORCL22315	Arçelik A.Ş.	20.22	10/02/23	12/02/21	4	13/08/2021	1,200.00	11/05/21	100.000	0.06								0.04	0.02			1.44
TRSOVAS22319	Opet Petrolcülük A.Ş.	20.50	17/02/23	19/02/21	4	20/08/2021	500.00	22/04/21		3.62								0.00	0.00			
TRSENSA22315	Enerjisa Enerji A.Ş.	20.35	21/02/23	23/02/21	4	24/08/2021	400.00	27/04/21		3.51								0.05	0.01			1.56
TRSKCTF22312	Koç Finansman A.Ş.		24/02/23	26/02/21	4	27/08/2021	125.00	18/03/21										0.00	0.00			
TRSENSA32314	Enerjisa Enerji A.Ş.	5.00	30/03/23	05/04/18	2	30/09/2021	162.00	28/05/21		0.82								0.45	0.57	1.74	0.044	1.40
TRSDOVA42318	Deva Holding A.Ş.	21.21	13/04/23	14/04/21	4	14/07/2021	100.00	10/05/21		1.58								0.00	0.00			
TRSTHAL52317	Türkiye Halk Bankası	2.00	04/05/23	05/05/20	4	03/08/2021	300.00															
TRSKRSN72311	Karsan Otomotiv San	20.38	21/07/23	23/07/20	4	27/07/2021	42.80	22/04/21	100.000	0.19								0.57	0.04	-0.11	0.008	0.24
TRSTHAL92446	Türkiye Halk Bankası	19.37	13/09/24	20/09/19	4	18/06/2021	130.00	27/04/21	107.102	2.11				6.079				0.44	0.03			2.67

VDMK

Banka Bonoları (Kot içi)

Özel Sektör Tahvilleri (TL)

İŞ YATIRIM

Rapor Terimleri

Kodu	Enstrüman	Kpn	Vade ↑	İhraç T.	Kpn Sıklık	Bir son. kupon t.	Toplam İhrac	Aynı Gün Valörlü Son İşlem Tarihi	Temiz Fiyat	Birikmiş Faiz	Getiri (%)	FaizΔ Son İki İşgünü			Fiyat Değ.			Hacim Ort.		Dur.	Konv.	PVB/P * 100
												1G(Δ)	1H(Δ)	3A(Δ)	1G(Δ)	1H(Δ)	3A(Δ)	1H	3A			
VDMK (Kot içi)																						
TRPAK1062112	Aktif Yatırım Bankası		18/06/21	20/09/18			14.00	04/03/21										0.00	0.00			
TRPAK2E62115	Aktif Yatırım Bankası		30/06/21	16/10/19			13.70	19/03/20										0.00	0.00	1.19	0.020	0.86
TRPAKY172115	Aktif Yatırım Bankası		30/07/21	13/05/20			47.35															
TRPAV1282113	Aktif Yatırım Bankası		31/08/21	16/12/20			54.45															
TRPAK1092119	Aktif Yatırım Bankası		17/09/21	20/09/18			10.75	28/12/20										0.00	0.00	0.66	0.007	0.57
TRPAK9E92117	Aktif Yatırım Bankası		24/09/21	19/03/18			9.15	28/12/20										0.00	0.00	0.68	0.008	0.59
TRPAK2E92112	Aktif Yatırım Bankası		30/09/21	16/10/19			7.80															
TRPPASTE2126	Pasha Yatırım Bank		15/10/21	24/02/21			46.00	16/04/21										0.00	0.00			
TRPPASTE2118	Pasha Yatırım Bank		15/10/21	08/10/20			40.00	25/05/21										0.00	0.00			
TRPAKT8E2114	Aktif Yatırım Bankası		26/10/21	08/12/17			17.25	17/12/20										0.00	0.00	0.80	0.010	0.69
TRPAKY1E2111	Aktif Yatırım Bankası		27/10/21	13/05/20			47.50	17/12/20										0.00	0.00	0.80	0.010	0.69
TRPPAMFK2120	Pasha Yatırım Bank		15/11/21	05/11/20			15.00	03/02/21										0.00	0.00			
TRPAK2EK2117	Aktif Yatırım Bankası		30/11/21	16/10/19			1.10	19/03/20										0.00	0.00	1.64	0.035	0.55
TRPAK10A2110	Aktif Yatırım Bankası		17/12/21	20/09/18			8.75	28/12/20										0.00	0.00	0.90	0.012	0.72
TRPAV12A2115	Aktif Yatırım Bankası		17/12/21	16/12/20			52.20															
TRPAKY112210	Aktif Yatırım Bankası		31/01/22	13/05/20			47.80	24/12/20										0.00	0.00	1.03	0.015	0.83
TRPAV1222218	Aktif Yatırım Bankası		28/02/22	16/12/20			47.45															
TRPAK1032214	Aktif Yatırım Bankası		18/03/22	20/09/18			7.30															
TRPAK1132212	Aktif Yatırım Bankası	21.50	22/03/22	19/03/19	4	19/06/2021	225.00															
TRPAKY142217	Aktif Yatırım Bankası		29/04/22	13/05/20			47.30	17/12/20										0.00	0.00	1.27	0.022	0.94
TRPAV1252215	Aktif Yatırım Bankası		31/05/22	16/12/20			46.75															
TRPAKY172214	Aktif Yatırım Bankası		29/07/22	13/05/20			47.40															
TRPAK1082219	Aktif Yatırım Bankası		02/08/22	20/09/18			5.55	17/12/20										0.00	0.00	1.58	0.033	0.53
TRPAV1282212	Aktif Yatırım Bankası		31/08/22	16/12/20			43.20															
TRPAKY1E2210	Aktif Yatırım Bankası		31/10/22	13/05/20			39.90															
TRPAV12K2212	Aktif Yatırım Bankası		30/11/22	16/12/20			38.05	17/05/21										0.00	0.00			
TRPAKY112319	Aktif Yatırım Bankası		31/01/23	13/05/20			33.85															
TRPAV1222317	Aktif Yatırım Bankası		28/02/23	16/12/20			36.95															
TRPPAMF32315	Pasha Yatırım Bank		15/03/23	11/03/21			30.00															
TRPAKY142316	Aktif Yatırım Bankası		28/04/23	13/05/20			28.85															
TRPAV1252314	Aktif Yatırım Bankası		31/05/23	16/12/20			36.80															
TRPAKY172313	Aktif Yatırım Bankası		31/07/23	13/05/20			25.55															
TRPAV1282311	Aktif Yatırım Bankası		31/08/23	16/12/20			32.45															
TRPAKY1E2319	Aktif Yatırım Bankası		31/10/23	13/05/20			24.40															
TRPAV12k2311	Aktif Yatırım Bankası		30/11/23	16/12/20			15.35															
TRPKYVFA2318	T.K.Y.B Varlık Finansı	16.99	07/12/23	07/12/18	4	07/06/2021	3,150.00	17/02/21	111.058	3.35							0.26	1.03	2.13	0.062	2.59	
TRPAKY112418	Aktif Yatırım Bankası		31/01/24	13/05/20			21.75															
TRPAV1222416	Aktif Yatırım Bankası		29/02/24	16/12/20			1.45															
TRPTYV232410	T.K.Y.B Varlık Finansı	16.75	15/03/24	15/03/19	4	15/06/2021	1,000.00	20/01/20	116.600	1.68			3.157				1.02	0.25				
TRPAKY142415	Aktif Yatırım Bankası		30/04/24	13/05/20			18.25															
TRPAV1262412	Aktif Yatırım Bankası		28/06/24	16/12/20			1.20															
TRPAKY172412	Aktif Yatırım Bankası		31/07/24	13/05/20			15.80															
TRPAKY1A2412	Aktif Yatırım Bankası		31/12/24	13/05/20			16.15															

Banka Bonoları (Kot içi kuponlu)

Finansman Bonoları

Özel Sektör Tahvilleri (TL)

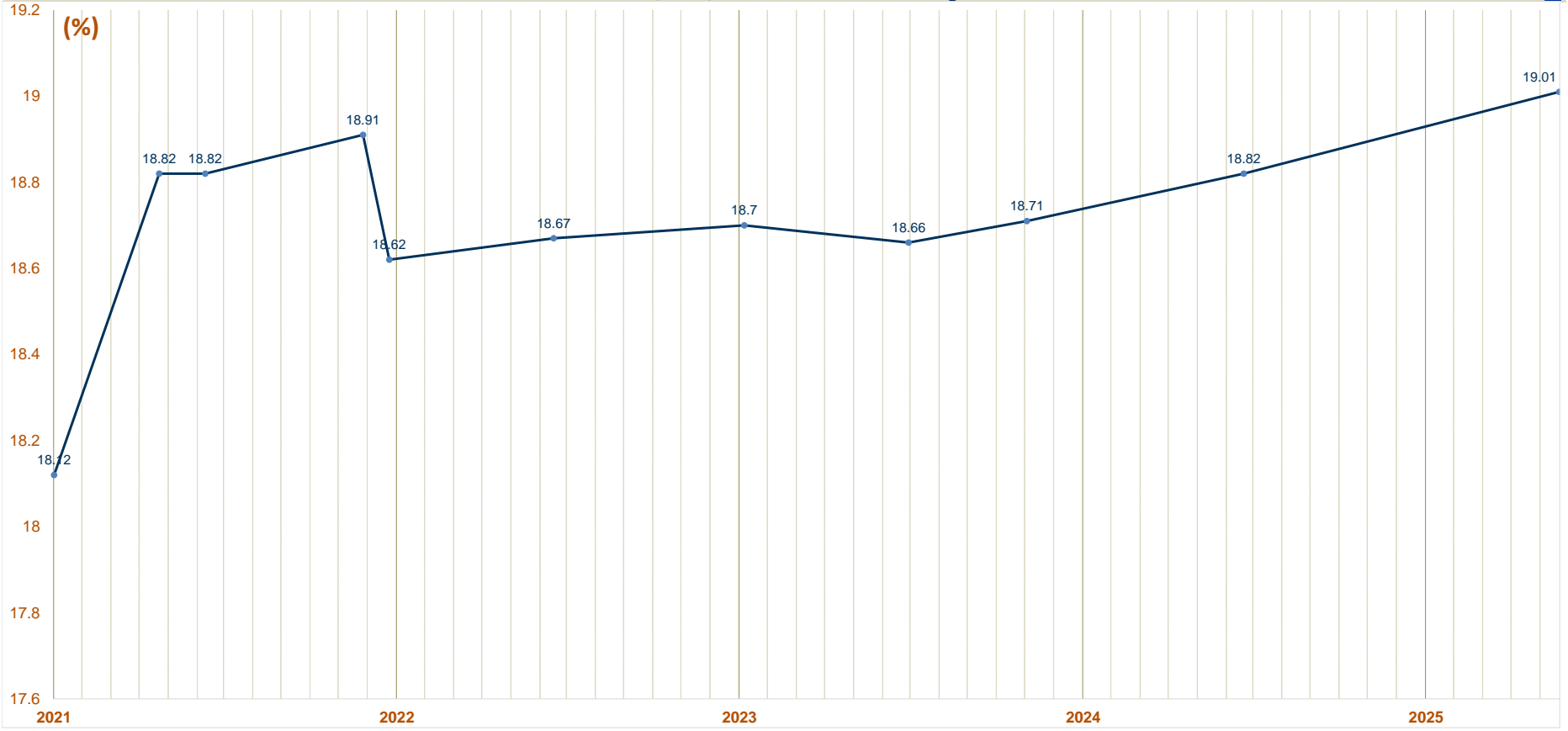
İŞ YATIRIM 

[Rapor Terimleri](#)

Kodu	Enstrüman	Kpn	Vade ↓	İhraç T.	Kpn Sıklık	Bir son. kupon t.	Toplam İhrac	Aynı Gün Valörlü Son İşlem Tarihi	Temiz Fiyat	Birikmiş Faiz	Getiri (%)	FaizΔ Son İki İşgünü			Fiyat Değ.			Hacim Ort.		Dur.	Konv.	PVB/P * 100
												1G(Δ)	1H(Δ)	3A(Δ)	1G(Δ)	1H(Δ)	3A(Δ)	1H	3A			

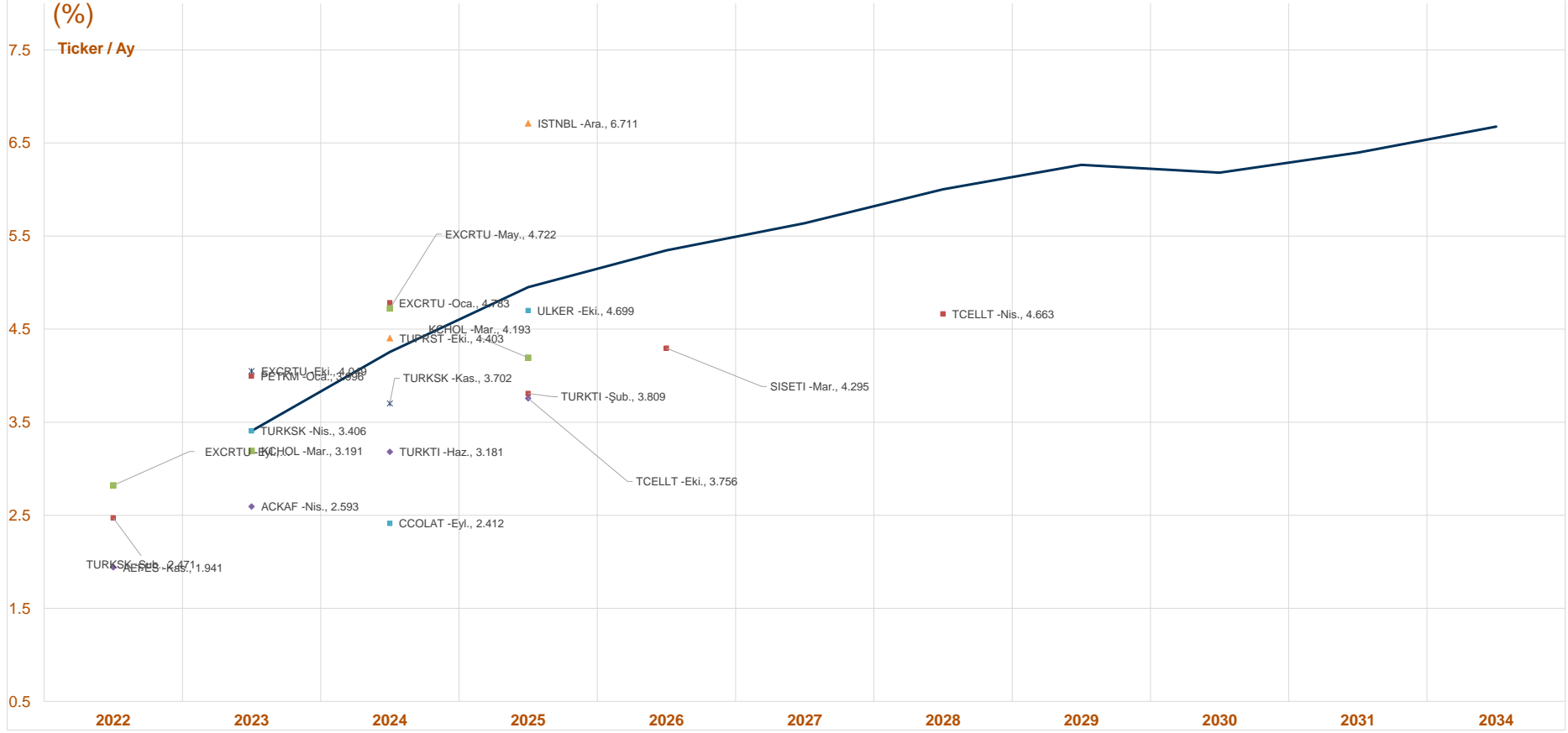
Devlet İ Borlanma Senetleri Verim Eđrisi

İŐ YATIRIM



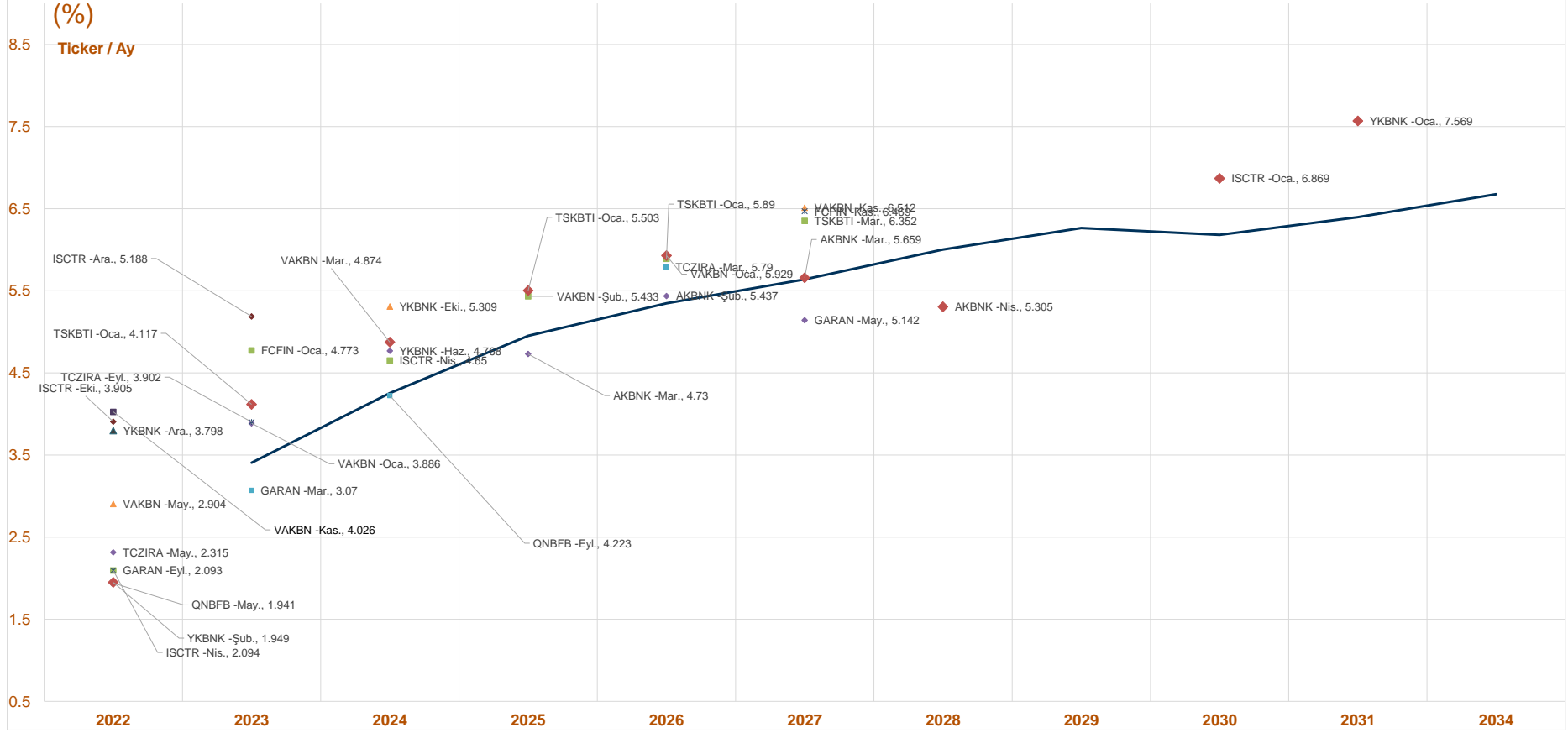
Devlet ve Özel Sektör Finans Dışı Türk Eurobondları Verim Eğrisi

İŞ YATIRIM



Devlet ve Özel Sektör Finans Sektörü Türk Eurobondları Verim Eğrisi

İŞ YATIRIM



Kredi Notları -Türk ve Yurtdışı Devlet ve Özel Sektör Eurotahvilleri

İŞ YATIRIM

[Rapor Terimlerini Açıklayıcı Doküman](#)

Ulke ve Şirket Görünüm & Notları		Vade ↓	Kur	Getiri (%)	Moody's			Fitch			S&P		
ISIN	Ticker				Rating	Uzun Dönem YP	Görünüm	Rating	Uzun Dönem YP	Görünüm	Rating	Uzun Dönem YP	Görünüm
TURKEY													
XS1303467077	TURKSK 4.251 21	06/2021	USD	-36.425	B2		NEG	BB-					
XS1079527211	ISCTR 5 21	06/2021	USD	-4.163	B3		NEG	B+		NEG	B+	STABLE	
XS1439838548	HALKKBK 5 21	07/2021	USD	1.025	B3u		NEG	B -					
XS1109959467	ACKAF 3.875 21	09/2021	EUR	0.533				BB+		STABLE	BB+	STABLE	
XS1028943089	EXCRTU 5 21	09/2021	USD	0.915	B2	B2	NEG	B+		STABLE	NR		
XS1390320981	ISCTR 5.375 21	10/2021	USD	0.61	B3		NEG	B+		NEG	B+	STABLE	
XS1508914691	VAKBN 5.5 21	10/2021	USD	1.07	B2	WR	NEG	B+			NR		
XS1505149325	KFINKK 5.136 21	11/2021	USD	2.243				B+					
XS0993155398	TURKEY 4.35 21	11/2021	EUR	0.159	B2	B2	NEG	BB-		STABLE	B+u	STABLE	
XS1132825099	GLYHO 8.125 21	11/2021	USD	8.173	Caa3		NEG	C					
XS1816199373	TURKSK 5.8 22	02/2022	USD	2.471	B2		NEG	BB-					
XS1571399754	YKBNK 5.75 22	02/2022	USD	1.949	B2		NEG	B+		NEG	NR		
JP579200ACF6	TURKEY 1.47 22	03/2022	JPY	0.439	NR		NEG			STABLE	B+u	STABLE	
US900123BY51	TURKEY 5.125 22	03/2022	USD	1.82	B2	B2	NEG	BB-		STABLE	NR	STABLE	
XS1508390090	ISCTR 5.5 22	04/2022	USD	2.094	B3		NEG	B+		NEG	B+	STABLE	
XS1605397394	TCZIRA 5.125 22	05/2022	USD	2.315	B2		NEG	B+			NR		
XS1613091500	QNBFB 4.875 22	05/2022	USD	1.941	B2		NEG	B+		STABLE			
XS1622626379	VAKBN 5.625 22	05/2022	USD	2.904	B2	WR	NEG	B+			NR		
USM8931TAF68	GARAN 5.25 22	09/2022	USD	2.093	B2		NEG	B+		STABLE	NR		
XS1684378208	EXCRTU 4.25 22	09/2022	USD	2.821	B2	B2	NEG	B+		STABLE	NR		
US900123BZ27	TURKEY 6.25 22	09/2022	USD	2.724	B2	B2	NEG	BB-		STABLE	NR	STABLE	
XS0847042024	ISCTR 6 22	10/2022	USD	3.905	Caa2		NEG	B-		NEG	B+	STABLE	
USM0375YAK49	AKBNK 5 22	10/2022	USD	2.652	B2		NEG	B+		NEG			
XS0848940523	AEFES 3.375 22	11/2022	USD	1.941	B2u		NEG			STABLE	BBB-	BBB-	STABLE
XS0849728190	VAKBN 6 22	11/2022	USD	4.026	Caa3	WR	NEG	B-			NR		
XS0861979440	YKBNK 5.5 22	12/2022	USD	3.798	Caa1		NEG	B-		NEG		NR	
XS1750996206	TSKBTI 5.5 23	01/2023	USD	4.117	B3		NEG	B+					
XS1711581337	FCFIN 6 23	01/2023	USD	4.773				B+		NEG			
XS1747548532	PETKM 5.875 23	01/2023	USD	3.996	B2		NEG	B		STABLE			
XS1760780731	VAKBN 5.75 23	01/2023	USD	3.886	B2	WR	NEG	B+			NR		
XS1379145656	KCHOL 5.25 23	03/2023	USD	3.191	B2		NEG				BB-	BB-	STABLE
XS1576037284	GARAN 5.875 23	03/2023	USD	3.07	B2		NEG	B+		STABLE	NR		
XS1788516679	YKBNK 6.1 23	03/2023	USD	3.759	B2		NEG	B+		NEG	NR		
US900123CA66	TURKEY 3.25 23	03/2023	USD	3.406	B2	B2	NEG	BB-		STABLE	B+u	STABLE	
XS0910932788	ACKAF 5 23	04/2023	USD	2.593				BB+		STABLE	BB+	STABLE	
XS1586385178	TURKSK 5.004 23	04/2023	USD	3.406	B2		NEG	BB-					
XS1057340009	TURKEY 4.125 23	04/2023	EUR	1.65	B2	B2	NEG	BB-		STABLE	B+u	STABLE	
XS1807502668	RGYAST 7.25 23	04/2023	USD	9.299	B3		NEG	B		NEG			
XS1691349010	TCZIRA 5.125 23	09/2023	USD	3.902	B2		NEG	B+			NR		
XS1496463297	EXCRTU 5.375 23	10/2023	USD	4.049	B2	B2	NEG	B+		STABLE	NR		
XS1003016018	ISCTR 7.85 23	12/2023	USD	5.188	Caa3		NEG	B-		NEG	B+	STABLE	
US900123CR91	TURKEY 7.25 23	12/2023	USD	3.813	B2	B2	NEG	BB-		STABLE	B+u	STABLE	
XS1917720911	EXCRTU 8.25 24	01/2024	USD	4.783	B2	B2	NEG	B+		STABLE	NR		
US900123CF53	TURKEY 5.75 24	03/2024	USD	4.254	B2	B2	NEG	BB-		STABLE	B+u	STABLE	
XS1970705528	VAKBN 8.125 24	03/2024	USD	4.874	B2	WR	NEG	B+			NR		
XS1578203462	ISCTR 6.125 24	04/2024	USD	4.65	B3		NEG	B+		NEG	B+	STABLE	
XS1814962582	EXCRTU 6.125 24	05/2024	USD	4.722	B2	B2	NEG	B+		STABLE	NR		
XS1028951264	TURKTI 4.875 24	06/2024	USD	3.181				BB-			BB-	BB-	STABLE
XS1634372954	YKBNK 5.85 24	06/2024	USD	4.768	B2		NEG	B+		NEG	NR		
US900123CV04	TURKEY 6.35 24	08/2024	USD	4.584	B2	B2	NEG	BB-		STABLE	B+u	STABLE	
XS1959391019	QNBFB 6.875 24	09/2024	USD	4.223	B2		NEG	B+		STABLE			
XS1577950402	CCOLAT 4.215 24	09/2024	USD	2.412	B2		NEG	BBB-		STABLE			
JP579200AEM8	TURKEY 1.05 24	09/2024	JPY	1.145		B2	NEG			STABLE	B+u	STABLE	
XS1958649854	YKBNK 8.25 24	10/2024	USD	5.309	B2		NEG	B+		NEG	NR		
XS1686704948	TUPRST 4.5 24	10/2024	USD	4.403	B2		NEG	B+		NEG			
US900123CW86	TURKEY 5.6 24	11/2024	USD	4.664	B2	B2	NEG	BB-		STABLE	B+u	STABLE	
XS1141043296	TURKSK 4.489 24	11/2024	USD	3.702	B2		NEG	BB-					
XS2100270508	TSKBTI 6 25	01/2025	USD	5.503	B3		NEG	B+					
US900123AW05	TURKEY 7.375 25	02/2025	USD	4.951	B2	B2	NEG	BB-		STABLE	NR	B+u	STABLE
XS2112797290	VAKBN 5.25 25	02/2025	USD	5.433	B2	WR	NEG	B+			NR		
XS1955059420	TURKTI 6.875 25	02/2025	USD	3.809				BB-			BB-	BB-	STABLE
XS1961766596	KCHOL 6.5 25	03/2025	USD	4.193	B2		NEG				BB-	BB-	STABLE

Moody's	S&P	Fitch	Açıklama
Aaa	AAA	AAA	Minimal Kredi Riski
Aa1	AA+	AA+	
Aa2	AA	AA	
Aa3	AA-	AA-	Çok Düşük Kredi Riski
A1	A+	A+	
A2	A	A	Düşük Kredi Riski
A3	A-	A-	
Baa1	BBB+	BBB-	Yönetilebilir Kredi Riski
Baa2	BBB	BBB-	
Baa3	BBB-	BBB-	
Ba1	BB+	BB+	Önemli Kredi Riski
Ba2	BB	BB	
Ba3	BB-	BB-	
B1	B+	B+	Yüksek Kredi Riski
B2	B	B	
B3	B-	B-	
Caa1	CCC+	CCC	Çok Yüksek Kredi Riski
Caa2	CCC	CCC	
Caa3	CCC-	CCC	
Ca	CC	CC	Geri döndürülebilir default
C	C	C	
C	SD	DDD	Çok düşük ihtimal geri döndürülebilir iflas
/	D	DD	
NR	NR	NR	Değerleme Yapılmıyor

*Kaynak: Bloomberg, İş Yatırım.

Kredi Notları -Türk ve Yurtdışı Devlet ve Özel Sektör Eurotahvilleri

İŞ YATIRIM

[Rapor Terimlerini Açıklayıcı Doküman](#)

Ulke ve Şirket Görünüm & Notları		Vade ↑	Kur	Getiri (%)	Moody's			Fitch			S&P		
ISIN	Ticker				Rating	Uzun Dönem YP	Görünüm	Rating	Uzun Dönem YP	Görünüm	Rating	Uzun Dönem YP	Görünüm
US900123CX69	TURKEY 4.25 25	03/2025	USD	4.854	B2	B2	NEG	BB-	STABLE		B+u	STABLE	
XS1210422074	AKBNK 5.125 25	03/2025	USD	4.73	B2		NEG	B+	NEG				
XS1843443356	TURKEY 4.625 25	03/2025	EUR	3.348	B2	B2	NEG	BB-	STABLE		B+u	STABLE	
XS1629918415	TURKEY 3.25 25	06/2025	EUR	3.293	B2	B2	NEG	BB-	STABLE		B+u	STABLE	
US900123CZ18	TURKEY 6.375 25	10/2025	USD	5.153	B2	B2	NEG		STABLE		B+u	STABLE	
XS1298711729	TCELLT 5.75 25	10/2025	USD	3.756	B2u		NEG	BB-	STABLE	BB-	BB-	STABLE	
XS2241387500	ULKER 6.95 25	10/2025	USD	4.699				BB-	STABLE	B+	B+	STABLE	
XS2010029234	ISTNBL 6.375 25	12/2025	USD	6.711	B2		NEG	BB-	STABLE		NR		
XS2266963003	VAKBN 6.5 26	01/2026	USD	5.929	B2	WR	NEG	B+			NR		
XS2281369301	TSKBTI 5.875 26	01/2026	USD	5.89	B3		NEG	B+					
US900123DB31	TURKEY 4.75 26	01/2026	USD	5.209	B2	B2	NEG	BB-	STABLE		B+u	STABLE	
XS2131335270	AKBNK 6.8 26	02/2026	USD	5.437	B2		NEG	B+	NEG				
XS1909184753	TURKEY 5.2 26	02/2026	EUR	3.956	B2	B2	NEG	BB-	STABLE		B+u	STABLE	
XS2274089288	TCZIRA 5.375 26	03/2026	USD	5.79	B2		NEG	B+			NR		
XS1961010987	SİSETI 6.95 26	03/2026	USD	4.295	B2		NEG	BB-	STABLE		NR		
US900123CJ75	TURKEY 4.25 26	04/2026	USD	5.226	B2	B2	NEG	BB-	STABLE		B+u	STABLE	
XS2337336445	PGSUST 9.25 26	04/2026	USD	8.279				BB-	NEG	B	B	STABLE	
XS2346972263	ACKAF 3 26	05/2026	EUR	2.755				BB+	STABLE	BB+	BB+	STABLE	
XS2346915890	ZOREN 9 26	06/2026	USD	9.498				B-	STABLE		(P)B-	STABLE	
US900123CK49	TURKEY 4.875 26	10/2026	USD	5.347	B2	B2	NEG	BB-	STABLE		B+u	STABLE	
XS1574750292	AKBNK 7.2 27	03/2027	USD	5.659	Caa2		NEG	B-	NEG				
US900123CL22	TURKEY 6 27	03/2027	USD	5.639	B2	B2	NEG	BB-	STABLE		B+u	STABLE	
XS1584113184	TSKBTI 7.625 27	03/2027	USD	6.352	Caa3		NEG	B-					
XS1617531063	GARAN 6.125 27	05/2027	USD	5.142	Caa2		NEG	B	STABLE		NR		
XS1655085485	ODEABK 7.625 27	08/2027	USD	11.324	Caa3		NEG	CCC+	NEG				
XS1551747733	VAKBN 8 27	11/2027	USD	6.512	Ca	WR	NEG	B-			NR		
XS1386178237	FCFIN 7.75 27	11/2027	USD	6.469				B-	NEG				
US900123CP36	TURKEY 5.125 28	02/2028	USD	5.768	B2	B2	NEG	BB-	STABLE		B+u	STABLE	
XS1803215869	TCELLT 5.8 28	04/2028	USD	4.663			NEG	BB-	STABLE	BB-	BB-	STABLE	
XS1772360803	AKBNK 6.797 28	04/2028	USD	5.305	Caa2		NEG	B-	NEG				
XS1623796072	ISCTR 7 28	06/2028	USD	5.987	Caa3		NEG	B-	NEG		B+	STABLE	
US900123CQ19	TURKEY 6.125 28	10/2028	USD	6.002	B2	B2	NEG	BB-	STABLE		B+u	STABLE	
US900123CT57	TURKEY 7.625 29	04/2029	USD	6.265	B2	B2	NEG	BB-	STABLE		B+u	STABLE	
US900123AL40	TURKEY 11.875 30	01/2030	USD	6.222	B2	B2	NEG	BB-	STABLE	NR	B+u	STABLE	
XS2106022754	ISCTR 7.75 30	01/2030	USD	6.869	Caa3		NEG	B-	NEG		B+	STABLE	
US900123CY43	TURKEY 5.25 30	03/2030	USD	6.181	B2	B2	NEG	BB-	STABLE		B+u	STABLE	
US900123DA57	TURKEY 5.95 31	01/2031	USD	6.364	B2	B2	NEG		STABLE		B+u	STABLE	
XS2286436451	YKBNK 7.875 31	01/2031	USD	7.569	Caa2		NEG	B-	NEG		NR		
US900123DC14	TURKEY 5.875 31	06/2031	USD	6.397	B2	B2	NEG	BB-	STABLE		B+u	STABLE	
US900123AT75	TURKEY 8 34	02/2034	USD	6.676	B2	B2	NEG	BB-	STABLE	NR	B+u	STABLE	
US900123AY60	TURKEY 6.875 36	03/2036	USD	6.879	B2	B2	NEG	BB-	STABLE	NR	B+u	STABLE	
XS2339789732	LİMİSK 9.5 36	07/2036	USD	8.922				STABLE	BB-				
US900123BB58	TURKEY 7.25 38	03/2038	USD	6.877	B2	B2	NEG	BB-	STABLE	NR	B+u	STABLE	
US900123BG46	TURKEY 6.75 40	05/2040	USD	7.003	B2	B2	NEG	BB-	STABLE	NR	B+u	STABLE	
US900123BJ84	TURKEY 6 41	01/2041	USD	7.001	B2	B2	NEG	BB-	STABLE	NR	B+u	STABLE	
US900123CB40	TURKEY 4.875 43	04/2043	USD	6.764	B2	B2	NEG	BB-	STABLE		B+u	STABLE	
US900123CG37	TURKEY 6.625 45	02/2045	USD	7.215	B2	B2	NEG	BB-	STABLE		B+u	STABLE	
US900123CM05	TURKEY 5.75 47	05/2047	USD	7.104	B2	B2	NEG	BB-	STABLE		B+u	STABLE	
XS1867595750	YKBNK 13.875 PERP	01/3000	USD	10.853	Caa3u		NEG		NEG		NR		
UAE													
XS0863524277	TAQAUH 3.625 23	01/2023	USD	0.249	Aa3		STABLE	AA-	STABLE	NR	NR		
CAYMAN ISLANDS													
USG1315RAG68	BRASKM 5.375 22	05/2022	USD	0.174	Ba1		NEG	BB+			BB+		
US10553YAF25	BRASKM 6.45 24	02/2024	USD	1.297	Ba1		NEG	BB+			BB+		
US31572UAE64	FIBRBZ 5.25 24	05/2024	USD	1.236	Baa3		STABLE	BBB-			BBB-		
XS1075401726	EMAARM 4.564 24	06/2024	USD	1.84	Baa2		STABLE				BB+		
XS1301525207	ALBRK 9.371 25	11/2025	USD	8.758							CCC-		
XS1323608635	KFINKK 7.9 26	02/2026	USD	0				WD					
ISLE OF MAN													
US03512TAC53	ANGSJ 5.125 22	08/2022	USD	1.024	Baa3		NEG				BB+		
CHINA													
US06120TAA60	BCHINA 5 24	11/2024	USD	1.368	Baa2	A1	STABLE	BBB+	STABLE	BBB+	A	STABLE	

Moody's	S&P	Fitch	Açıklama
---------	-----	-------	----------

Kredi Notları -Türk ve Yurtdışı Devlet ve Özel Sektör Eurotahvilleri

İŞ YATIRIM

[Rapor Terimlerini Açıklayıcı Doküman](#)

Ulke ve Şirket Görünüm & Notları		Vade ↓	Kur	Getiri (%)	Moody's			Fitch			S&P			
ISIN	Ticker				Rating	Uzun Dönem YP	Görünüm	Rating	Uzun Dönem YP	Görünüm	Rating	Uzun Dönem YP	Görünüm	
MEXICO														
US71654QBG64	PEMEX 3.5 23	01/2023	USD	1.815	Ba2	Ba2	NEG	BB-u		STABLE	BBB	BBB	NEG	
USP30179AM09	CFELEC 4.875 24	01/2024	USD	1.032	Baa1		NEG	BBB-		STABLE	BBB	BBB	NEG	
USP16259AK29	BBVASM 4.375 24	04/2024	USD	0.986	Baa1		NEG	BBB						
XS1731106347	CEMEX 2.75 24	12/2024	EUR	2.229				BB-		STABLE	BB	BB	NEG	
US91087BAA89	MEX 3.6 25	01/2025	USD	0.597	Baa1	Baa1	NEG	BBB-		STABLE	BBB	BBB	NEG	
XS0213101073	PEMEX 5.5 25	02/2025	EUR	2.815	Ba2	Ba2	NEG	BB-u		STABLE	BBB	BBB	NEG	
XS1824425182	PEMEX 3.625 25	11/2025	EUR	3.381	Ba2	Ba2	NEG	BB-u		STABLE	BBB	BBB	NEG	
XS1172951508	PEMEX 2.75 27	04/2027	EUR	4.086	Ba2	Ba2	NEG	BB-u		STABLE	BBB	BBB	NEG	
XS156888777	PEMEX 4.875 28	02/2028	EUR	4.51	Ba2	Ba2	NEG	BB-u		STABLE	BBB	BBB	NEG	
XS1824424706	PEMEX 4.75 29	02/2029	EUR	4.739	Ba2	Ba2	NEG	BB-u		STABLE	BBB	BBB	NEG	
US91086QBF46	MEX 4.6 46	01/2046	USD	4.164	Baa1	Baa1	NEG	BBB-		STABLE	BBB	BBB	NEG	
XS1218289103	MEX 4 2115	03/2115	EUR	3.783	Baa1	Baa1	NEG	BBB-		STABLE	BBB	BBB	NEG	
BRAZIL														
US46556MAF95	ITAU 5.65 22	03/2022	USD	1.071	Ba3			STABLE	B+					
US105756AR10	BRAZIL 8.875 24	04/2024	USD	0.24	Ba2	Ba2		STABLE	BB-		NEG	BB-	BB-	STABLE
USP1905CAE05	BRFSBZ 4.75 24	05/2024	USD	2.478	Ba2			STABLE	BB		STABLE	BB-	BB-	POS
US105756BV13	BRAZIL 4.25 25	01/2025	USD	1.752	Ba2	Ba2		STABLE	BB-		NEG	BB-	BB-	STABLE
US105756AE07	BRAZIL 10.125 27	05/2027	USD	2.361	Ba2	Ba2		STABLE	BB-		NEG	BB-	BB-	STABLE
US105756BB58	BRAZIL 8.25 34	01/2034	USD	4.252	Ba2	Ba2		STABLE	BB-		NEG	BB-	BB-	STABLE
UNITED STATES														
GT2	T 0.125 23	05/2023	USD	0.147	#N/A Fiel			STABLE	#N/A Fiel		NEG	#N/A Fiel	AA+u	STABLE
USU12763AD75	CEMEX 6 24	04/2024	USD	0					WD			NR		
GT3	T 0.25 24	05/2024	USD	0.301	#N/A Fiel			STABLE	#N/A Fiel		NEG	#N/A Fiel	AA+u	STABLE
GT5	T 0.75 26	05/2026	USD	0.803	#N/A Fiel			STABLE	#N/A Fiel		NEG	#N/A Fiel	AA+u	STABLE
GT10	T 1.625 31	05/2031	USD	1.608	#N/A Fiel			STABLE	#N/A Fiel		NEG	#N/A Fiel	AA+u	STABLE
GT30	T 2.375 51	05/2051	USD	2.287	#N/A Fiel			STABLE	#N/A Fiel		NEG	#N/A Fiel	AA+u	STABLE
BRITISH VIRGIN														
USG21895AC44	CNPCCH 5.95 41	04/2041	USD	3.498	A2			STABLE	A+			A		
SOUTH AFRICA														
XS0809571739	SAFTRA 4 22	07/2022	USD	1.753	Ba2			NEG	BB-u		NEG	BB-	BB-	STABLE
US836205AQ75	SOAF 4.665 24	01/2024	USD	1.462	Ba2	Ba2		NEG	BB-		NEG	BB-	BB-	STABLE
XS1187065443	ESKOM 7.125 25	02/2025	USD	5.134	Caa2	Caa2		NEG			NEG	CCC+	CCC+	NEG
US836205AR58	SOAF 5.875 25	09/2025	USD	2.538	Ba2	Ba2		NEG	BB-		NEG	BB-	BB-	STABLE
US836205AS32	SOAF 5.375 44	07/2044	USD	5.393	Ba2	Ba2		NEG	BB-		NEG	BB-	BB-	STABLE
LUXEMBOURG														
USP98088AA83	VOTORA 7.25 41	04/2041	USD	4.708	Ba1			STABLE	BBB-			BBB-		
GEORGIA														
XS0800346362	GRAIL 7.75 22	07/2022	USD	0.628					BB-		NEG	B+	B+	NEG
KAZAKHSTAN														
XS1120709669	KAZAKS 3.875 24	10/2024	USD	0.838	Baa3	(P)Baa3	POS	BBB		STABLE	BBB-	BBB-	STABLE	
XS1263054519	KAZAKS 5.125 25	07/2025	USD	0.964	Baa3	(P)Baa3	POS	BBB		STABLE	BBB-	BBB-	STABLE	
XS1120709826	KAZAKS 4.875 44	10/2044	USD	3.365	Baa3	(P)Baa3	POS	BBB		STABLE	BBB-	BBB-	STABLE	
XS1263139856	KAZAKS 6.5 45	07/2045	USD	3.669	Baa3	(P)Baa3	POS	BBB		STABLE	BBB-	BBB-	STABLE	
NETHERLANDS														
US71647NAF69	PETBRA 4.375 23	05/2023	USD	1.001	Ba2			STABLE	BB-			BB-		
US71647NAM11	PETBRA 6.25 24	03/2024	USD	1.511	Ba2			STABLE	BB-			BB-		
XS0982711714	PETBRA 4.75 25	01/2025	EUR	1.101	Ba2			STABLE	BB-			BB-		
XS1813724603	TEVA 4.5 25	03/2025	EUR	3.02	Ba2			NEG	BB-u			BB-		
XS1211044075	TEVA 1.875 27	03/2027	EUR	3.075	Ba2			NEG	BB-u			BB-		
XS1706923148	FCFIN 7.25 27	11/2027	USD	6.373	B2			NEG	B-		NEG			
XS1439749364	TEVA 1.625 28	10/2028	EUR	3.13	Ba2			NEG	BB-u			BB-		
US71647NAN93	PETBRA 6.85 2115	06/2115	USD	6.069	Ba2			STABLE	BB-			BB-		
ARGENTINA														
USP989MJBEO4	YPFDAR 8.5 25	07/2025	USD	17.006	Caa3			STABLE	CCC				CCC+	STABLE
US040114GK09	ARGENT 3.75 38	12/2038	USD	11.674	Ca	Ca		STABLE	WD			NR	CCC+	STABLE
AZERBAIJAN														
XS0903465127	SOIAZ 4.75 23	03/2023	USD	0.831	Ba2		POS	BB+		STABLE	BB-	BB-	STABLE	
XS1044540547	AZERBJ 4.75 24	03/2024	USD	1.388	Ba2u		POS	BB+		STABLE		BB+	STABLE	
XS1319820897	SGCAZE 6.875 26	03/2026	USD	2.28	Ba2		POS	BB+						
XS1196496688	SOIAZ 6.95 30	03/2030	USD	3.477	NR		POS	BB+		STABLE	BB-	BB-	STABLE	

Moody's	S&P	Fitch	Açıklama
---------	-----	-------	----------

Diğer Göstergeler

İŞ YATIRIM 

[Rapor Terimlerini Açıklayıcı Doküman](#)

GOÜ Tahvil Perf.2Y Rates			
Ülke	01/06	31/05	1G Δ
Çek	0.97	0.99	-1%
Cin	2.55	2.56	0%
G. Kore	1.07	1.08	-1%
G.Afrika	5.15	5.12	1%
Hindistan	4.53	4.53	0%
Macaristan	1.22	1.21	1%
Meksika	5.14	5.19	-1%
Polonya	0.37	0.39	-5%
Rusya	6.11	6.12	0%
Singapur	0.36	0.37	-1%
Tayland	0.54	0.55	-2%

Türkiye Cross Cur. Swap (USD↔TRY / Rate%)			
Vade	01/06	31/05	1G Δ
1 Yıl	21.44	21.78	-0.34
2 Yıl	20.55	20.86	-0.31
3 Yıl	19.91	20.22	-0.31
4 Yıl	19.44	19.76	-0.32
5 Yıl	19.06	19.37	-0.31
6 Yıl	18.72	19.03	-0.31
7 Yıl	18.42	18.73	-0.31
8 Yıl	18.13	18.46	-0.33
9 Yıl	17.88	18.22	-0.34
10 Yıl	17.67	17.99	-0.32

Gelişmiş Ülkeler 2y			
Ülke	2Y Faiz(%)		
	01/06	31/05	Değişim BPS
ABD	0.14	0.14	0.00
Almanya	-0.67	-0.67	0.01
İngiltere	0.06	0.06	0.00
Fransa	-0.65	-0.65	0.10
İspanya	-0.50	-0.51	0.29
İtalya	-0.33	-0.32	-0.41
Türkiye	18.78	18.78	0.00

Cross Currency Swap (5yr)			
Ülke	01/06	31/05	1G Δ
Çin	2.76	2.79	-1%
Macaristan	2.47	2.47	0%
G.Kore	0.86	0.87	-1%
Rusya	5.88	5.94	-1%
Tayland	0.99	0.97	2%
Türkiye	19.06	19.37	-2%

Gelişmiş Ülkeler 10y			
Ülke	10Y Faiz(%)		
	01/06	31/05	Değişim BPS
ABD	1.60	1.60	0.00
Almanya	-0.19	-0.18	-0.43
İngiltere	0.79	0.79	0.00
Fransa	0.17	0.17	-0.40
İspanya	0.46	0.47	-0.97
İtalya	0.91	0.91	-0.42
Türkiye	18.60	18.66	-6.00



İletişim Bilgileri

SGMK Yurtiçi Piyasalar

Serhat Devecioğlu
sdevecioğlu@isyatirim.com.tr

Evrım Erten Başar
ebasar@isyatirim.com.tr

Burak Seçkin
bseckin@isyatirim.com.tr

Araştırma
Emre Sezan, CFA
esezan@isyatirim.com.tr

Ahmet Toker
atoker@isyatirim.com.tr

Eurotahviller

Pınar Ozyüksel
pozyuksel@isyatirim.com.tr

Tolga Murat
tmurat@isyatirim.com.tr

Zeynep Kavsara
zkavsara@isyatirim.com.tr

[Rapor Terimlerini Açıklayıcı Doküman](#)

<https://www.isyatirim.com.tr/tr-tr/analiz/Savfalar/sqmk.aspx>



Burada yer alan bilgiler İş Yatırım Menkul Değerler A.Ş. tarafından bilgilendirme amacı ile hazırlanmıştır. Yatırım bilgi, yorum ve tavsiyeleri yatırım danışmanlığı kapsamında değildir. Yatırım danışmanlığı hizmeti; aracı kurumlar, portföy yönetim şirketleri, mevduat kabul etmeyen bankalar ile müşteri arasında imzalanacak yatırım danışmanlığı sözleşmesi çerçevesinde sunulmaktadır. Burada yer alan yorum ve tavsiyeler, yorum ve tavsiyede bulunanların kişisel görüşlerine dayanmaktadır. Herhangi bir yatırım aracının alım-satım önerisi ya da getiri vaadi olarak yorumlanmamalıdır. Bu görüşler mali durumunuz ile risk ve getiri tercihlerinize uygun olmayabilir. Bu nedenle, sadece burada yer alan bilgilere dayanarak yatırım kararı verilmesi beklentilerinize uygun sonuçlar doğurmayabilir.

Burada yer alan fiyatlar, veriler ve bilgilerin tam ve doğru olduğu garanti edilemez; içerik, haber verilmeksizin değiştirilebilir. Tüm veriler, İş Yatırım Menkul Değerler A.Ş. tarafından güvenilir olduğuna inanılan kaynaklardan alınmıştır. Bu kaynakların kullanılması nedeni ile ortaya çıkabilecek hatalardan İş Yatırım Menkul Değerler A.Ş. sorumlu değildir.

Bu içeriğe ilişkin tüm telif hakları İş Yatırım Menkul Değerler A.Ş.'ye aittir. Bu içerik, açık iznimiz olmaksızın başkaları tarafından herhangi bir amaçla, kısmen veya tamamen çoğaltılamaz, dağıtılamaz, yayımlanamaz veya değiştirilemez.