

## Türk Eurotahvilleri

İŞ YATIRIM

[Rapor Terimlerini Açıklayıcı Doküman](#)

Tanım	Enstrüman	Kupon	Vade ↕	İhraç Büyüklüğü (milyar)	Son	Alış Fiyatı	Satış Fiyatı	Birikmiş Faiz	Alış Getiri (%)	Satış Getiri (%)	Minimum İşlem	Fiyat Performansı		Dur.	Payment Rank
												1A(Δ %)	1Y(Δ %)		

\*Vadelerine göre sıralanmıştır.

## USD Cinsinden

## Devlet Eurotahvilleri

US900123BY51	TURKEY 5.125 22	5.13	25/03/22	1,000	100.13	99.89	100.37	2.52	23.98	-59.22	200,000	-0.20	-2.27	0.008	Sr Unsecured
XS1684378208	EXCRTU 4.25 22	4.25	18/09/22	500	99.97	99.55	100.39	0.05	5.19	3.44	200,000		-1.18	0.478	Sr Unsecured
US900123BZ27	TURKEY 6.25 22	6.25	26/09/22	2,500	100.84	100.48	101.20	3.06	5.29	3.85	200,000	-0.94	-3.43	0.485	Sr Unsecured
US900123CA66	TURKEY 3.25 23	3.25	23/03/23	1,500	98.12	97.78	98.46	1.62	5.57	4.85	200,000	-1.15	-1.70	0.954	Sr Unsecured
XS1496463297	EXCRTU 5.375 23	5.38	24/10/23	500	98.25	97.77	98.74	2.21	6.88	6.22	200,000		-4.26	1.463	Sr Unsecured
US900123CR91	TURKEY 7.25 23	7.25	23/12/23	2,000	101.42	101.01	101.82	1.79	6.62	6.13	200,000		-6.81	1.601	Sr Unsecured
XS1917720911	EXCRTU 8.25 24	8.25	24/01/24	500	102.72	102.46	102.98	1.33	6.79	6.50	200,000		-6.06	1.670	Sr Unsecured
US900123CF53	TURKEY 5.75 24	5.75	22/03/24	2,500	98.10	97.66	98.53	0.00	7.03	6.55	200,000		-6.40	1.854	Sr Unsecured
XS1814962582	EXCRTU 6.125 24	6.13	03/05/24	500	98.32	97.93	98.71	2.36	7.20	6.79	200,000		-5.35	1.901	Sr Unsecured
US900123CV04	TURKEY 6.35 24	6.35	10/08/24	2,250	98.36	97.92	98.80	0.74	7.31	6.90	200,000		-7.81	2.157	Sr Unsecured
US900123CW86	TURKEY 5.6 24	5.60	14/11/24	2,500	96.15	95.71	96.58	1.99	7.41	7.04	200,000		-7.92	2.358	Sr Unsecured
US900123AW05	TURKEY 7.375 25	7.38	05/02/25	3,250	100.16	99.79	100.53	0.96	7.45	7.16	2,000	-2.16	-9.39	2.524	Sr Unsecured
US900123CX69	TURKEY 4.25 25	4.25	13/03/25	2,000	92.38	91.93	92.83	0.11	7.32	6.96	200,000		-7.09	2.719	Sr Unsecured
US900123CZ18	TURKEY 6.375 25	6.38	14/10/25	2,500	96.67	96.26	97.08	2.80	7.59	7.32	200,000		-9.60	3.033	Sr Unsecured
US900123DB31	TURKEY 4.75 26	4.75	26/01/26	1,750	91.33	91.22	91.43	0.74	7.42	7.35	200,000		-8.88	3.391	Sr Unsecured
US900123CJ75	TURKEY 4.25 26	4.25	14/04/26	1,500	88.58	88.09	89.06	1.87	7.72	7.42	200,000	-2.64	-9.61	3.541	Sr Unsecured
XS2332876106	EXCRTU 5.75 26	5.75	06/07/26	750	91.05	90.83	91.27	1.21	8.33	8.20	200,000			3.640	Sr Unsecured
US900123CK49	TURKEY 4.875 26	4.88	09/10/26	3,000	88.49	88.03	88.95	2.21	8.07	7.81	200,000	-3.05	-11.39	3.850	Sr Unsecured
US900123CL22	TURKEY 6 27	6.00	25/03/27	3,250	91.44	90.97	91.90	2.95	8.24	7.99	200,000		-12.22	4.066	Sr Unsecured
US900123CP36	TURKEY 5.125 28	5.13	17/02/28	2,000	86.68	86.29	87.08	0.50	8.09	7.91	200,000	-2.69	-12.54	4.880	Sr Unsecured
US900123CQ19	TURKEY 6.125 28	6.13	24/10/28	2,750	89.73	89.32	90.13	2.52	8.26	8.09	200,000	-3.23	-13.75	5.094	Sr Unsecured
US900123CT57	TURKEY 7.625 29	7.63	26/04/29	3,000	95.93	95.49	96.37	3.09	8.48	8.31	200,000		-14.40	5.183	Sr Unsecured
US900123AL40	TURKEY 11.875 30	11.88	15/01/30	1,500	119.27	118.69	119.85	2.21	8.54	8.36	1,000	-3.93	-15.68	5.213	Sr Unsecured
US900123CY43	TURKEY 5.25 30	5.25	13/03/30	2,000	82.78	82.30	83.26	0.13	8.33	8.15	200,000		-14.32	6.193	Sr Unsecured
US900123DA57	TURKEY 5.95 31	5.95	15/01/31	2,250	84.71	84.27	85.15	1.11	8.52	8.36	200,000		-15.46	6.444	Sr Unsecured
US900123DC14	TURKEY 5.875 31	5.88	26/06/31	1,750	83.76	83.30	84.22	1.40	8.52	8.35	200,000		-15.86	6.662	Sr Unsecured
US900123DD96	TURKEY 6.5 33	6.50	20/09/33	1,500	85.67	85.22	86.12	0.04	8.54	8.41	200,000			7.653	Sr Unsecured
US900123AT75	TURKEY 8 34	8.00	14/02/34	1,500	98.05	97.54	98.56	0.84	8.33	8.19	2,000	-2.61	-14.49	7.474	Sr Unsecured
US900123AY60	TURKEY 6.875 36	6.88	17/03/36	2,750	87.34	86.87	87.80	0.10	8.50	8.37	2,000	-3.66	-15.65	8.464	Sr Unsecured
US900123BB58	TURKEY 7.25 38	7.25	05/03/38	1,000	89.53	89.00	90.07	0.34	8.52	8.39	2,000	-4.14	-15.96	8.906	Sr Unsecured
US900123BG46	TURKEY 6.75 40	6.75	30/05/40	2,000	81.79	81.26	82.33	2.10	8.84	8.70	100,000	-5.55	-18.03	9.279	Sr Unsecured
US900123BJ84	TURKEY 6 41	6.00	14/01/41	3,000	76.19	75.65	76.74	1.13	8.64	8.50	200,000	-4.81	-17.09	9.833	Sr Unsecured
US900123CB40	TURKEY 4.875 43	4.88	16/04/43	3,000	70.17	69.71	70.63	2.11	7.83	7.72	200,000	-2.28	-13.94	11.014	Sr Unsecured
US900123CG37	TURKEY 6.625 45	6.63	17/02/45	3,000	80.87	80.36	81.39	0.64	8.60	8.48	200,000	-2.90	-16.85	10.374	Sr Unsecured
US900123CM05	TURKEY 5.75 47	5.75	11/05/47	3,500	72.88	72.41	73.35	2.09	8.40	8.29	200,000	-2.66	-17.17	10.895	Sr Unsecured

## Sukuk

## Türk Eurotahvilleri

İŞ YATIRIM

[Rapor Terimlerini Açıklayıcı Doküman](#)

Tanım	Enstrüman	Kupon	Vade ↕	İhraç Büyüklüğü (milyar)	Son	Alış Fiyatı	Satış Fiyatı	Birikmiş Faiz	Alış Getiri (%)	Satış Getiri (%)	Minimum İşlem	Fiyat Performansı		Dur.	Payment Rank
												1A(Δ %)	1Y(Δ %)		
*Vadelerine göre sıralanmıştır.															
XS1586385178	TURKSK 5.004 23	5.00	06/04/23	1,250	100.35	100.01	100.70	2.31	5.00	4.30	200,000		-3.41	0.979	Sr Unsecured
XS1141043296	TURKSK 4.489 24	4.49	25/11/24	1,000	96.26	95.99	96.53	1.45	6.14	5.91	200,000	-1.57	-6.67	2.437	Sr Unsecured
XS2351109116	TURKSK 5.125 26	5.13	22/06/26	2,500	93.47	93.22	93.71	1.28	6.99	6.86	200,000			3.679	Sr Unsecured
XS2441287773	TURKSK 7.25 27	7.25	24/02/27	3,000	99.73	99.40	100.05	0.56	7.40	7.24	200,000			4.055	Sr Unsecured
<b>Özel Sektör Eurotahvilleri</b>															
<b>Finansal Kuruluşlar</b>															
XS1508390090	ISCTR 5.5 22	5.50	21/04/22	600	100.32	99.88	100.76	2.31	6.88	-4.13	200,000		-2.15	0.080	Sr Unsecured
XS1605397394	TCZIRA 5.125 22	5.13	03/05/22	600	100.19	99.84	100.54	1.98	6.47	0.22	200,000		-1.51	0.113	Sr Unsecured
XS1613091500	QNBFB 4.875 22	4.88	19/05/22	750	100.25	99.90	100.59	1.67	5.41	1.03	200,000		-1.99	0.158	Sr Unsecured
XS1622626379	VAKBN 5.625 22	5.63	30/05/22	500	100.36	100.17	100.55	1.75	4.63	2.62	200,000		-2.17	0.187	Sr Unsecured
USM8931TAF68	GARAN 5.25 22	5.25	13/09/22	750	100.37	100.01	100.73	0.13	5.23	3.68	200,000	-1.14	-2.60	0.465	Sr Unsecured
USM0375YAK49	AKBNK 5 22	5.00	24/10/22	500	100.50	100.10	100.90	2.06	4.81	3.43	150,000	-0.43	-2.15	0.565	Sr Unsecured
XS0847042024	ISCTR 6 22	6.00	24/10/22	1,000	100.00	99.53	100.47	2.47	6.82	5.17	200,000		-2.41	0.557	Subordinated
XS0849728190	VAKBN 6 22	6.00	01/11/22	672	99.86	99.36	100.36	2.35	7.08	5.38	200,000	-0.76	-2.34	0.576	Subordinated
XS0861979440	YKBNK 5.5 22	5.50	06/12/22	1,000	100.09	99.60	100.57	1.62	6.07	4.66	200,000	-0.29	-1.64	0.674	Subordinated
XS1750996206	TSKBTI 5.5 23	5.50	16/01/23	350	100.36	100.05	100.67	1.01	5.42	4.64	200,000		-1.70	0.784	Sr Unsecured
XS1711581337	FCFIN 6 23	6.00	25/01/23	300	98.57	97.88	99.25	0.95	8.66	6.92	200,000		-3.48	0.796	Sr Unsecured
XS1760780731	VAKBN 5.75 23	5.75	30/01/23	650	100.55	100.34	100.75	0.83	5.33	4.84	200,000		-2.20	0.821	Sr Unsecured
XS1576037284	GARAN 5.875 23	5.88	16/03/23	500	100.83	100.62	101.05	0.10	5.22	4.77	200,000	-1.35	-3.96	0.945	Sr Unsecured
XS1788516679	YKBNK 6.1 23	6.10	16/03/23	500	101.24	101.16	101.32	0.10	4.87	4.70	200,000		-2.45	0.945	Sr Unsecured
XS1691349010	TCZIRA 5.125 23	5.13	29/09/23	500	98.00	97.52	98.49	2.46	6.87	6.19	200,000		-4.07	1.398	Sr Unsecured
XS1003016018	ISCTR 7.85 23	7.85	10/12/23	400	101.26	100.58	101.94	2.22	7.48	6.62	200,000		-5.19	1.552	Subordinated
XS1970705528	VAKBN 8.125 24	8.13	28/03/24	600	101.55	101.29	101.81	3.93	7.42	7.14	200,000		-6.80	1.767	Sr Unsecured
XS1578203462	ISCTR 6.125 24	6.13	25/04/24	1,250	98.78	98.24	99.32	2.50	7.04	6.48	200,000		-4.79	1.882	Sr Unsecured
XS1634372954	YKBNK 5.85 24	5.85	21/06/24	500	98.04	97.51	98.56	1.48	7.06	6.54	200,000		-5.26	2.038	Sr Unsecured
XS1959391019	QNBFB 6.875 24	6.88	07/09/24	650	103.66	103.30	104.01	0.29	5.42	5.11	200,000		-5.17	2.242	Sr Unsecured
XS1958649854	YKBNK 8.25 24	8.25	15/10/24	500	103.29	103.04	103.55	3.60	6.93	6.72	200,000		-6.65	2.212	Sr Unsecured
XS2100270508	TSKBTI 6 25	6.00	23/01/25	400	95.49	94.96	96.01	0.98	8.02	7.59	200,000		-6.92	2.519	Sr Unsecured
XS2112797290	VAKBN 5.25 25	5.25	05/02/25	750	93.01	92.46	93.57	0.69	8.26	7.79	200,000		-7.49	2.572	Sr Unsecured
XS1210422074	AKBNK 5.125 25	5.13	31/03/25	500	93.40	92.75	94.04	2.45	7.87	7.36	200,000		-8.44	2.658	Sr Unsecured
XS2266963003	VAKBN 6.5 26	6.50	08/01/26	750	94.83	94.27	95.39	1.34	8.29	7.93	200,000		-8.77	3.236	Sr Unsecured
XS2281369301	TSKBTI 5.875 26	5.88	14/01/26	350	92.56	92.03	93.10	1.11	8.36	8.01	200,000		-9.05	3.280	Sr Unsecured
XS2131335270	AKBNK 6.8 26	6.80	06/02/26	500	96.61	96.11	97.11	0.87	7.98	7.68	200,000		-9.23	3.302	Sr Unsecured
XS2274089288	TCZIRA 5.375 26	5.38	02/03/26	600	91.81	91.36	92.26	0.30	7.97	7.69	200,000		-8.27	3.444	Sr Unsecured
XS2386558113	VAKBN 5.5 26	5.50	01/10/26	500	90.20	89.96	90.44	2.84	8.20	8.06	200,000			3.761	Sr Unsecured
XS1574750292	AKBNK 7.2 27	7.20	16/03/27	500	99.69	99.12	100.27	0.00	232.93	-83.90	200,000	-0.53	-2.16	4.127	Subordinated
XS1584113184	TSKBTI 7.625 27	7.63	29/03/27	300	99.75	99.14	100.36	3.66	57.77	-13.20	200,000		-2.42	0.019	Subordinated
XS1617531063	GARAN 6.125 27	6.13	24/05/27	750	98.95	98.51	99.38	2.01	6.95	6.75	200,000		-1.61	0.168	Subordinated



## Türk Eurotahvilleri

İŞ YATIRIM

[Rapor Terimlerini Açıklayıcı Doküman](#)

Tanım	Enstrüman	Kupon	Vade ↕	İhraç Büyüklüğü (milyar)	Son	Alış Fiyatı	Satış Fiyatı	Birikmiş Faiz	Alış Getiri (%)	Satış Getiri (%)	Minimum İşlem	Fiyat Performansı		Dur.	Payment Rank
												1A(Δ %)	1Y(Δ %)		
*Vadelerine göre sıralanmıştır.															
<b>EUR Cinsinden</b>															
<b>Devlet Eurotahvilleri</b>															
XS1057340009	TURKEY 4.125 23	4.13	11/04/23	1,000	101.18	100.65	101.72	3.90	3.48	2.45	100,000	-0.52	-2.66	0.985	Sr Unsecured
XS1843443356	TURKEY 4.625 25	4.63	31/03/25	1,250	99.44	99.15	99.73	4.51	4.94	4.72	100,000	-0.48	-6.30	2.637	Sr Unsecured
XS1629918415	TURKEY 3.25 25	3.25	14/06/25	1,000	95.45	95.00	95.89	2.50	4.96	4.65	100,000	-0.70	-5.52	2.898	Sr Unsecured
XS1909184753	TURKEY 5.2 26	5.20	16/02/26	1,500	99.16	98.67	99.64	0.48	5.58	5.30	100,000	-1.08	-8.24	3.427	Sr Unsecured
XS2361850527	TURKEY 4.375 27	4.38	08/07/27	1,500	92.07	91.50	92.63	3.08	6.31	6.04	100,000	-2.75		4.398	
<b>Özel Sektör Eurotahvilleri</b>															
<b>Finansal Kuruluşlar</b>															
<b>Finans Dışı</b>															
XS2346972263	ACKAF 3 26	3.00	27/05/26	350	92.16	91.90	92.41	2.46	5.20	5.06	100,000	-5.70		3.695	Sr Unsecured
<b>Yen Cinsinden</b>															
<b>Devlet Eurotahvilleri</b>															
JP579200AEM8	TURKEY 1.05 24	1.05	25/09/24	100,000	99.11	99.11	99.11	0.00	1.42	1.42	100,000,000		-0.63	2.418	Sr Unsecured





## Devlet İç Borçlanma Senetleri

İŞ YATIRIM



Rapor Terimleri

Tanım	Kpn%	Vade Tarihi ↕	İhraç Tarihi	Vadeye kalan	İhrac (mn TL)	Hacim (mnTL)			Aynı Gün Valörlü Son İşlem Tarihi	Son Temiz Fiyat	Birikmiş Faiz	Basit Faiz	Bileşik Faiz (%)	Faiz Değ.(Δbp)			3ay Bant				Dur.	Konv.	PVBP * 100
						1G	Toplam	3A St.dev						1G	1H	3A	Min(%)	Mak(%)	Ort(%)	Z-skor			
<b>İskontolu Tahviller</b>																							
TRT130422T13		13/04/22	20/01/21	1 m	2.54	0.00	13.85	1.25	18/03/22								15.66	21.48	17.70				
TRT150622T19		15/06/22	05/05/21	3 m	13.25	4.44	134.28	2.30	21/03/22	96.449		16.00	17.01		3		15.78	22.84	18.25	-0.54	0.22	0.00	0.22
TRT071222T11		07/12/22	10/11/21	9 m	5.00	0.08	10.58	1.56	17/03/22	86.990		20.60	21.16	11		86	17.15	22.47	19.71	0.93	0.66	0.01	0.55
TRT250123T11		25/01/23	12/01/22	10 m	9.01	2.52	260.58	1.76	21/03/22	84.106		22.25	22.61	18	25		18.47	23.91	20.90	0.97	0.77	0.01	0.60

## Sabit Kuponlu Tahviller

TRT040522T13	4.50	04/05/22	06/05/20	1 m	20.61	4.11	410.12	2.31	21/03/22	99.300	3.44	14.44	15.39	-3	-59	-443	15.09	27.28	17.87	-1.08	0.11	0.00	0.12
TRT170822T15	5.35	17/08/22	23/08/17	5 m	15.30	0.00	232.23	1.97	21/03/22		1.00						16.06	22.98	18.90		0.37	0.00	0.38
TRT140922T17	4.25	14/09/22	26/09/12	6 m	10.77	1.92	215.36	1.80	21/03/22	95.900	0.14	17.68	18.49	4		-260	16.50	22.92	19.17	-0.38	0.44	0.00	0.43
TRT091122T10	6.95	09/11/22	11/11/20	8 m	14.12	2.04	40.50	1.63	21/03/22	97.000	5.04	18.99	19.89	-21		-177	17.02	23.08	19.37	0.32	0.55	0.01	0.56
TRT180123T10	6.10	18/01/23	24/01/18	10 m	21.03	29.57	253.51	1.65	18/03/22	93.200	2.04	21.48	22.63	31	28	-139	17.52	24.02	20.92	1.04	0.72	0.01	0.69
TRT080323T10	3.55	08/03/23	20/03/13	12 m	16.99	6.57	73.20	1.92	18/03/22	87.325	0.23	22.26	23.50	26	58	107	17.62	24.63	20.62	1.50	0.85	0.01	0.75
TRT140623T19	8.10	14/06/23	20/06/18	15 m	23.34	0.48	132.86	2.09	18/03/22	92.750	4.27	23.13	24.47	13	57		17.62	24.49	20.80	1.75	1.01	0.02	0.98
TRT200923T18	8.60	20/09/23	22/09/21	18 m	28.07	52.76	593.02	1.75	21/03/22	91.850	8.55	23.97	25.41	12	40	154	17.68	25.57	22.20	1.83	1.13	0.02	1.13
TRT270923T11	4.40	27/09/23	09/10/13	19 m	12.93	4.32	13.77	2.41	21/03/22	81.400	4.21	24.11	25.56	2			17.70	25.59	20.55	2.08	1.24	0.02	1.06
TRT181023T19	10.05	18/10/23	24/10/18	19 m	8.21	4.12	75.39	2.61	18/03/22	94.800	8.39	24.16	25.62	39	21	289	17.93	25.62	20.95	1.79	1.18	0.02	1.22
TRT200324T13	5.20	20/03/24	02/04/14	24 m	7.59	4.20	37.97	2.51	11/03/22	78.900	4.94	24.25	25.72	-42			17.74	26.14	20.65	2.02	1.57	0.03	1.32
TRT240724T15	4.50	24/07/24	06/08/14	29 m	19.47	0.37	24.50	2.57	21/03/22	73.000	1.36	24.80	26.34	24		136	18.18	26.56	22.07	1.66	1.89	0.05	1.39
TRT120325T12	4.00	12/03/25	25/03/15	36 m	18.87	3.95	169.16	2.36	17/03/22	65.850	0.04	24.81	26.35	-2	-35		18.76	26.70	22.32	1.70	2.39	0.07	1.55
TRT011025T16	6.30	01/10/25	07/10/20	43 m	41.92	42.96	1372.29	1.76	21/03/22	71.400	5.78	25.28	26.88	29	53	193	19.34	27.07	23.53	1.90	2.37	0.08	1.81
TRT110226T13	5.30	11/02/26	24/02/16	47 m	24.88	23.38	814.58	1.84	21/03/22	64.800	0.99	25.28	26.88	29	79	146	19.27	26.88	23.58	1.80	2.79	0.10	1.80
TRT020926T17	8.45	02/09/26	08/09/21	54 m	29.02	17.64	213.22	1.87	21/03/22	77.650	0.60	25.57	27.20	37	82	302	19.63	27.39	24.12	1.65	2.81	0.11	2.17
TRT240227T17	5.50	24/02/27	08/03/17	60 m	16.11	3.97	29.69	2.22	21/03/22	60.530	0.60	25.46	27.08	29	48		19.31	27.32	23.39	1.66	3.23	0.14	1.94
TRT110827T16	5.25	11/08/27	23/08/17	66 m	18.79	36.15	57.86	2.02	21/03/22	57.825	0.98	25.18	26.77	30	70	211	19.27	26.78	23.30	1.72	3.41	0.16	1.97
TRT080328T15	6.20	08/03/28	21/03/18	73 m	10.59	14.28	40.49	2.16	21/03/22	61.750	0.20	25.07	26.64	40	67	275	19.25	26.66	23.00	1.69	3.50	0.17	2.15
TRT131130T14	5.85	13/11/30	25/11/20	105 m	36.99	107.90	1785.92	1.76	21/03/22	53.525		25.04	26.61	19	65	270	19.44	26.72	23.07	2.02			

## Değişken Faizli Tahviller

TRT200422T14	8.86	20/04/22	29/04/15	1 m	12.60	0.00	38.63		18/03/22	100.130	7.40											0.14	0.00	0.09
TRT050624T19	8.93	05/06/24	14/06/17	27 m	12.74	0.00	4.20		30/11/21		7.44											0.38	0.01	0.03
TRT020725T10	8.99	02/07/25	11/07/18	40 m	2.83	0.55	0.74		31/12/19	100.000	10.00											0.40	0.01	0.02
TRT060825T15	10.24	06/08/25	15/08/18	41 m	18.08	6.73	202.49		18/03/22	101.200	2.25											0.53	0.01	0.38
TRT041126T11	8.89	04/11/26	13/11/19	56 m	17.50	1.02	11.73		31/12/21	100.000	2.64											0.54	0.01	0.34
TRT050527T17	8.89	05/05/27	13/05/20	62 m	20.01	1.01	16.60		31/12/21	99.000	2.64											0.54	0.01	0.33

# Devlet İç Borçlanma Senetleri

Tanım	Kpn%	Vade Tarihi ↕	İhraç Tarihi	Vadeye kalan	İhrac (mn TL)	Hacim (mnTL)			Aynı Gün Valörlü Son İşlem Tarihi	Son Temiz Fiyat	Birikmiş Faiz	Basit Faiz	Bileşik Faiz (%)	Faiz Değ.(Δbp)			3ay Bant				Dur.	Konv.	PVBP * 100
						1G	Toplam	3A St.dev						1G	1H	3A	Min(%)	Mak(%)	Ort(%)	Z-skor			
TRT171127T15	8.77	17/11/27	25/11/20	69 m	15.56	5.46	35.57		11/03/22	94.100	5.30										0.28	0.00	0.18
TRT130928T12	9.01	13/09/28	22/09/21	79 m	24.52	0.00	1249.28		04/03/22		8.22										0.10	0.00	

## TÜFE'ye Endeksli Tahviller

TRT261022T10	1.00	26/10/22	07/11/12	7 m	10.35	1.40	20.73	8.47	11/02/22	119.700	0.60	-26.17	-24.46				-24.81	4.55	-0.98	-2.77	0.59	0.01	1.40
TRT030523T13	0.50	03/05/23	15/05/13	14 m	15.33	4.12	154.75	5.56	02/03/22	130.000	0.33	-20.33	-19.30				-19.30	4.36	-0.23	-3.43	0.91	0.02	2.56
TRT020823T11	1.50	02/08/23	14/08/13	17 m	8.48	2.15	33.81	4.99	18/02/22	128.500	0.16	-14.94	-14.38				-14.38	4.42	0.67	-3.02	1.20	0.02	2.66
TRT081123T10	1.40	08/11/23	20/11/13	20 m	8.50	2.10	16.19	3.57	21/02/22	128.500	0.80	-12.22	-11.85				-11.85	4.24	2.02	-3.88	1.41	0.03	3.12
TRT100124T17	2.10	10/01/24	16/01/19	22 m	13.04	1.02	4.19	4.04	15/02/22	125.000	0.40	-7.71	-7.56				-7.96	4.14	1.32	-2.20	1.53	0.04	1.93
TRT080524T17	1.20	08/05/24	21/05/14	26 m	5.74	2.00	11.19	2.79	15/03/22	129.500	0.83	-9.60	-9.37				-9.37	4.27	2.04	-4.10	1.57	0.04	4.30
TRT050624T35	2.05	05/06/24	12/06/19	27 m	9.22	0.89	5.66	3.58	28/02/22	127.000	0.93	-6.69	-6.58				-6.60	4.05	1.25	-2.19			
TRT180924T11	1.00	18/09/24	01/10/14	30 m	8.05	7.35	21.69	2.35	25/02/22	124.500	0.87	-6.61	-6.50				-6.63	4.44	2.26	-3.73	1.96	0.05	4.45
TRT061124T11	1.60	06/11/24	13/11/19	32 m	7.14	1.21	16.45	4.37	08/03/22	137.500	1.05	-9.06	-8.85				-8.85	3.28	-0.51	-1.91	1.89	0.05	2.96
TRT290125T15	1.18	29/01/25	05/02/20	35 m	12.02	3.46	175.48	3.59	11/02/22	137.000	0.08	-8.70	-8.51				-8.51	2.88	0.12	-2.40	2.37	0.08	2.74
TRT160425T17	1.00	16/04/25	29/04/15	37 m	8.82	3.90	26.42	3.90	10/03/22	134.000	0.78	-7.56	-7.42				-7.42	4.44	0.81	-2.11	2.22	0.07	5.89
TRT180625T13	0.75	18/06/25	24/06/20	40 m	24.99	793.00	4860.84	2.75	21/03/22	141.499	0.37	-9.16	-8.95				-9.15	0.99	-5.64	-1.20	2.43	0.08	3.81
TRT140126T11	1.35	14/01/26	27/01/16	47 m	20.25	6.70	20.66	3.29	09/03/22	127.080	0.37	-3.74	-3.71				-5.78	4.23	0.81	-1.37	2.72	0.10	7.26
TRT070727T13	1.45	07/07/27	19/07/17	64 m	22.07	3.40	20.47	1.48	07/03/22	144.000	0.44	-4.36	-4.31				-4.31	4.40	3.01	-4.95			
TRT120128T11	1.45	12/01/28	24/01/18	71 m	21.75	6.37	109.28	2.89	14/03/22	142.000	0.44	-3.51	-3.48				-3.48	5.93	0.80	-1.48	3.88	0.19	8.74
TRT280628T18	1.65	28/06/28	11/07/18	76 m	19.04	1.58	146.60	2.07	03/03/22	147.000	0.53	-3.35	-3.32				-3.32	4.21	2.00	-2.57	4.27	0.23	8.40
TRT080530T19		08/05/30	20/05/20	99 m	25.60																		
TRT280531T14	1.50	28/05/31	09/06/21	112 m	29.99	12.80	146.50	1.66	15/03/22	151.000		-2.01	-2.00				-2.00	3.31	0.84	-1.71			
TRT110232T15		11/02/32	23/02/22	120 m	7.91	3.33	13.32	0.47	03/03/22	120.500		-1.87	-1.86				-1.86	-0.79	-1.21	-1.38	6.56	0.51	6.03

## Kamu Kira Sertifikası

TRD230322T10	5.33	23/03/22	25/03/20	0 m	0.60	0.00	5.12	3.10	21/03/22		5.30						8.36	18.40	13.21		0.00	0.00	0.00
TRD110522T12	4.70	11/05/22	13/05/20	2 m	6.46	0.82	11.56	1.46	21/03/22	99.100	3.41	15.48	16.55	-57	-58		15.62	22.15	17.09	-0.37	0.13	0.00	0.14
TRD060722T17	4.75	06/07/22	08/07/20	4 m	1.10	0.25	1.78	1.81	18/03/22	97.750	1.96	17.06	18.10	15			14.01	22.11	17.01	0.60			
TRD100822T10	5.38	10/08/22	16/08/17	5 m	1.18	0.00	0.00	1.70	14/03/22		1.01						13.96	21.00	16.59		0.37	0.00	0.37
TRD080223T19	6.95	08/02/23	10/02/21	11 m	1.47	0.00	22.86	1.11	08/03/22		1.07						16.52	21.00	17.44		0.82	0.01	0.80
TRD120723T18	9.04	12/07/23	14/07/21	16 m	1.14	0.00	4.09	0.59	16/03/22		3.18						16.66	19.07	17.91		1.11	0.02	1.14
TRD160823T13	8.90	16/08/23	18/08/21	17 m	0.92	1.00	6.02	1.09	14/03/22	98.500	1.32	19.01	19.91	-45			16.65	21.65	18.51	1.29	1.19	0.02	1.19
TRD181023T17	9.05	18/10/23	20/10/21	19 m	1.91	1.05	5.91	1.33	09/03/22	98.250	7.01	19.36	20.30	44	243		16.67	21.53	18.54	1.33	1.27	0.02	1.35
TRD131223T10	10.16	13/12/23	15/12/21	21 m	2.99	0.00	9.29	0.62	21/03/22		5.42						19.09	21.35	20.40		1.37	0.03	1.50
TRD140224T10	10.10	14/02/24	16/02/22	23 m	0.00	0.00	15.57	0.30	21/03/22		1.89						20.34	21.26	20.98		1.50	0.03	1.52
TRD210824T15	6.80	21/08/24	26/08/20	29 m	0.55	0.00	62.69	2.01	16/03/22		0.82						12.69	18.84	14.76		1.99	0.05	1.88



## Özel Sektör Tahvilleri (TL)

İŞ YATIRIM

Rapor Terimleri

Kodu	Enstrüman	Kpn	Vade ↕	İhraç T.	Kpn Sıklık	Bir son. kupon t.	Toplam İhrac	Aynı Gün Valörlü Son İşlem Tarihi	Temiz Fiyat	Birikmiş Faiz	Getiri (%)	FaizΔ Son İki İşgünü Arası			Fiyat Değ.			Hacim Ort.		Dur.	Konv.	PVBP * 100	
												1G(Δ)	1H(Δ)	3A(Δ)	1G(Δ)	1H(Δ)	3A(Δ)	1H	3A				
<b>Özkaynak Hes.Dahil Borç.Araçları</b>																							
TRSTISB72712	Türkiye İş Bankası A.Ş.		27/07/27	08/08/17			1100.00	15/02/22	101.000								-10			0.19	4.09		
TRSVKFB92719	Türkiye Vakıflar Bankası		06/09/27	18/09/17			525.00	10/03/22											2.79	1.35			
TRSTHALE2716	Türkiye Halk Bankası A.		22/10/27	20/10/17			1000.00	27/01/22	100.500	0.99							0		0.21	1.48			
TRSSKBKA2716	Şekerbank T.A.Ş.		10/12/27	22/12/17			300.00	07/03/22	90.000								-6		1.80	1.55			
TRSSKBK52818	Şekerbank T.A.Ş.		11/05/28	24/05/18			150.00	27/09/21	100.000	0.64									0.28	0.81		0.053	
TRSTHAL62811	Türkiye Halk Bankası A.		04/07/28	03/07/18			1950.00	17/02/20	99.957	1.85	15								0.15	0.01			
TRSTHAL92826	Türkiye Halk Bankası A.		13/09/28	26/09/18			2979.80																
TRSEXIM92818	Türkiye İhracat Kredi B.		14/09/28	27/09/18			2901.76																
TRSFIBA10016	Fibabanka A.Ş.		12/03/29	20/03/19			100.00																
TRSTISB62911	Türkiye İş Bankası A.Ş.		06/06/29	19/06/19			800.00	18/03/22											0.57	0.88			
TRSYKKB62914	Yapı Ve Kredi Bankası A		20/06/29	03/07/19			500.00	18/03/22											1.99	0.40			
TRSTISB92918	Türkiye İş Bankası A.Ş.		13/09/29	26/09/19			350.00	18/03/22											0.02	0.27			
TRSVKFB92925	Türkiye Vakıflar Bankası		14/09/29	27/09/19			725.00	07/01/22	108.500	0.75							1		2.54	0.34		4.869	
TRSYKKB92911	Yapı Ve Kredi Bankası A		20/09/29	03/10/19			300.00	11/03/22											0.45	0.03			
TRSGRANE2915	Türkiye Garanti Bankası		07/10/29	09/10/19			252.88	18/03/22											0.58	0.25			
TRSSKBKA0017	Şekerbank T.A.Ş.		28/11/29	11/12/19			250.00	21/10/20											0.00	0.00			
TRSGRAN23013	Türkiye Garanti Bankası		14/02/30	14/02/20			750.00	18/03/22											3.52	1.42			

## Kira Sertifikaları (Kot içi)

TRDHVKA32236	Halk Varlık Kiralama A.Ş.	15.50	22/03/22	23/11/21		22/03/22	120.00	21/03/22		5.01									0.06	0.28	0.003	0.000	0.003
TRDTFVK32214	Tf Varlık Kiralama A.Ş.	18.25	22/03/22	27/08/21		22/03/22	600.00	21/03/22		10.30									11.88	1.84	0.003	0.000	0.003
TRDZKVK32237	Ziraat Katılım Varlık Kir	16.30	22/03/22	10/12/21		22/03/22	400.00	21/03/22	100.004	4.51	15	-11	-64	0	-0.29	11.13	1.80	0.003	0.000	0.003	0.000	0.003	
TRDNVKA32234	Nurol Varlık Kiralama A	23.00	22/03/22	21/01/22		22/03/22	65.00	27/01/22								0.00	0.00						
TRDVVRK32223	Vakıf Varlık Kiralama A.	19.00	23/03/22	12/01/22		23/03/22	1200.00	11/03/22		3.18						2.43	0.19						
TRDEVKS32235	Emlak Katılım Varlık Kir	16.00	23/03/22	21/12/21		23/03/22	61.87	21/03/22	100.004	3.99	16					0.68	0.14	0.003	0.000	0.003	0.000	0.003	
TRDABVK32239	Aktif Bank Sukuk Varlık	0.00	25/03/22	07/01/22		25/03/22	100.00	17/03/22								0.31	0.07	0.019	0.000	0.019	0.000	0.019	
TRDKTVK32230	Kt Kira Sertifikaları Varl	17.50	29/03/22	29/12/21		29/03/22	200.00	10/03/22	99.984	3.45	19	0		0		0.44	0.03	0.045	0.000	0.051	0.000	0.051	
TRDZKVK32211	Ziraat Katılım Varlık Kir	0.00	30/03/22	30/09/21		30/03/22	450.00	18/03/22								37.71	3.83	0.025	0.000	0.025	0.000	0.025	
TRDTFVK32230	Tf Varlık Kiralama A.Ş.	0.00	30/03/22	26/01/22		30/03/22	450.00	28/01/22	100.000		20					0.00	0.00						
TRDBRKT42228	Bereket Varlık Kiralama	0.00	01/04/22	27/01/22		01/04/22	275.00	18/03/22	100.001		20	-1	-5	0	0	0.80	0.08	0.030	0.000	0.030	0.000	0.030	
TRDZKVK42210	Ziraat Katılım Varlık Kir	17.90	05/04/22	24/12/21		05/04/22	400.00	14/03/22	99.890	3.97	21					0.16	0.07	0.052	0.000	0.059	0.000	0.059	
TRDHVKA42219	Halk Varlık Kiralama A.Ş.	16.00	05/04/22	08/12/21		05/04/22	232.00	18/03/22		4.52						0.00	0.18	0.038	0.000	0.043	0.000	0.043	
TRDTFVK42213	Tf Varlık Kiralama A.Ş.	18.00	08/04/22	19/10/21		08/04/22	500.00	21/03/22	100.025	7.59	18	-8	-11	0	0	12.27	0.95						
TRDBRKT42251	Bereket Varlık Kiralama	0.00	08/04/22	03/02/22		08/04/22	325.00	08/03/22								0.24	0.02	0.082	0.000	0.082	0.000	0.082	
TRDVVRK42230	Vakıf Varlık Kiralama A.	0.00	08/04/22	28/01/22		08/04/22	375.00	16/03/22								0.00	0.00	0.060	0.000	0.060	0.000	0.060	
TRDBRKT42277	Bereket Varlık Kiralama	0.00	12/04/22	08/02/22		12/04/22	50.00																
TRDYVKS42216	Yatırım Varlık Kiralama	23.50	14/04/22	17/09/21		14/04/22	61.98	17/03/22	100.000	11.72	23					0.31	0.06	0.067	0.000	0.081	0.000	0.081	
TRDZKVK42228	Ziraat Katılım Varlık Kir	20.00	15/04/22	07/01/22		15/04/22	600.00	17/03/22	100.242	3.84	18					0.24	1.14	0.071	0.000	0.079	0.000	0.079	
TRDKTVK42239	Kt Kira Sertifikaları Varl	0.00	18/04/22	13/01/22		18/04/22	200.00	07/03/22								0.00	0.00	0.112	0.001	0.112	0.001	0.112	
TRDHVKA42235	Halk Varlık Kiralama A.Ş.	20.00	20/04/22	26/01/22		20/04/22	100.00	04/03/22		2.19						0.00	0.00	0.109	0.001	0.120	0.001	0.120	
TRDEVKS42275	Emlak Katılım Varlık Kir	18.75	21/04/22	01/02/22		21/04/22	250.00	17/03/22	100.057	2.31	19	49	50	0	0	1.40	0.79	0.085	0.000	0.094	0.000	0.094	
TRDBRKT42285	Bereket Varlık Kiralama	0.00	22/04/22	10/02/22		22/04/22	450.00	21/03/22	99.987		20	1		0		7.57	2.17	0.085	0.000	0.085	0.000	0.085	



## Özel Sektör Tahvilleri (TL)

Kodu	Enstrüman	Kpn	Vade ↕	İhraç T.	Kpn Sıklık	Bir son. kupon t.	Toplam İhrac	Aynı Gün Valörlü Son İşlem Tarihi	Temiz Fiyat	Birikmiş Faiz	Getiri (%)	FaizΔ Son İki İşgünü Arası			Fiyat Değ.			Hacim Ort.		Dur.	Konv.	PVBP * 100		
												1G(Δ)	1H(Δ)	3A(Δ)	1G(Δ)	1H(Δ)	3A(Δ)	1H	3A					

Finansman Bonoları (Kot içi)																							
Kodu	Enstrüman	Kpn	Vade	İhraç T.	Kpn Sıklık	Bir son. kupon t.	Toplam İhrac	Aynı Gün Valörlü Son İşlem Tarihi	Temiz Fiyat	Birikmiş Faiz	Getiri (%)	1G(Δ)	1H(Δ)	3A(Δ)	1G(Δ)	1H(Δ)	3A(Δ)	1H	3A	Dur.	Konv.	PVBP * 100	
TRFISFA32219	İş Faktoring A.Ş.		21/03/22	23/12/21			57.60	07/03/22										0.00	0.00				
TRFAKDN32211	Akdeniz Faktoring A.Ş.		22/03/22	16/11/21			12.00	08/03/22	99.258		21	0			0			1.25	0.10				
TRFFNYM32212	Qnb Finans Yatırım Me		22/03/22	18/01/22			81.00																
TRFEKOF32224	Eko Faktoring A.Ş.		22/03/22	14/01/22			15.70																
TRFYAKF32213	Yapı Kredi Faktoring A.Ş.		23/03/22	23/11/21			250.00	21/03/22	99.911		18	-33	65		0	0		1.81	0.21	0.003	0.000	0.003	
TRFFFKR32240	Qnb Finans Finansal Kir		23/03/22	11/01/22			182.10	15/03/22										0.00	0.00				
TRFSKFH32236	Şeker Faktoring A.Ş.		23/03/22	22/12/21			5.43																
TRFSKFH32244	Şeker Faktoring A.Ş.		23/03/22	22/12/21			17.04																
TRFPASH32210	Pasha Yatırım Bankası A		24/03/22	13/01/22			120.00	21/03/22										1.14	0.09				
TRFNURL32217	Nurol Yatırım Bankası A		24/03/22	29/11/21			100.00	09/03/22	99.852		20	-53			1			0.85	0.07	0.035	0.000	0.038	
TRFAREN32214	Arena Finans Faktoring		24/03/22	23/12/21			10.00																
TRFGRFA32223	Garanti Faktoring A.Ş.		24/03/22	24/12/21			56.30	17/02/22	98.257		20	-55			0			0.42	0.03				
TRFAKFT32213	Ak Faktoring A.Ş.		24/03/22	20/10/21			10.20	15/03/22	99.517		22	2			2			0.70	0.05	0.020	0.000	0.022	
TRFKORT32219	Korteks Mensucat Sanā		24/03/22	29/06/21			40.08	01/03/22										0.01	0.16	0.055	0.000	0.059	
TRFGLMK32213	Global Menkul Değerle		25/03/22	25/01/22			25.94	11/02/22	97.313		27							0.15	0.01				
TRFTCMD32228	Tacirler Yatırım Menku		25/03/22	21/01/22			46.00	21/03/22										6.28	0.54	0.007	0.000	0.008	
TRFISKM32214	Işık Yatırım Menkul Değ		25/03/22	24/01/22			33.01	10/03/22										0.26	0.02				
TRFDZBK32296	Denizbank A.Ş.		25/03/22	15/12/21			30.00	04/03/22	99.060		18	1			0			1.21	0.09	0.045	0.000	0.049	
TRFFNBK32248	Qnb Finansbank A.Ş.		25/03/22	14/01/22			292.25	21/03/22										0.14	0.12				
TRFFNBK32230	Qnb Finansbank A.Ş.		25/03/22	07/01/22			210.80		95.941		23							4.11	0.32				
TRFKNTF32224	Kent Faktoring A.Ş.		28/03/22	24/01/22			18.27	16/03/22	99.185		28							0.57	0.04	0.027	0.000	0.030	
TRFGFYH32216	Garanti Filo Yönetimi H		28/03/22	08/11/21			72.31	24/02/22	98.583		18							0.14	0.01				
TRFAKFT32221	Ak Faktoring A.Ş.		29/03/22	28/12/21			11.69																
TRFAKYM32219	Ak Yatırım Menkul Değ		29/03/22	18/01/22			320.97	24/02/22										4.13	0.32				
TRFNURL32225	Nurol Yatırım Bankası A		30/03/22	01/12/21			100.00	09/03/22	99.412		20	-54			0			1.49	0.15	0.050	0.000	0.054	

# Özel Sektör Tahvilleri (TL)

Kodu	Enstrüman	Kpn	Vade ↕	İhraç T.	Kpn Sıklık	Bir son. kupon t.	Toplam İhrac	Aynı Gün Valörlü Son İşlem Tarihi	Temiz Fiyat	Birikmiş Faiz	Getiri (%)	FaizΔ Son İki İşgünü Arası			Fiyat Değ.			Hacim Ort.		Dur.	Konv.	PVBP * 100
												1G(Δ)	1H(Δ)	3A(Δ)	1G(Δ)	1H(Δ)	3A(Δ)	1H	3A			
TRFFFKR32257	Qnb Finans Finansal Kir		31/03/22	19/01/22			110.31	11/03/22										0.00	0.00	0.042	0.000	0.046
TRFPHCM42226	Phillipcapital Menkul D		01/04/22	31/01/22			77.33	14/03/22										0.00	0.00			
TRFGLMK42212	Global Menkul Değerle		01/04/22	01/02/22			12.01															
TRFTHAL42224	Türkiye Halk Bankası A.		01/04/22	28/01/22			979.00	21/03/22										0.90	0.07			
TRFSUMF42218	Sümer Faktoring A.Ş.		01/04/22	18/10/21			20.00	11/03/22										0.42	0.08	0.044	0.000	0.048
TRFYAKF42212	Yapı Kredi Faktoring A.		04/04/22	14/01/22			204.35	22/02/22										0.00	0.00			
TRFEKOF42231	Eko Faktoring A.Ş.		05/04/22	28/01/22			16.00	16/03/22										0.07	0.01			
TRFDNFK42219	Deniz Finansal Kiralama		06/04/22	12/01/22			100.00	21/02/22	97.888		19							1.40	0.11			
TRFSKMD42214	Şeker Yatırım Menkul D		06/04/22	26/01/22			45.77		97.033		26							0.00	0.00			
TRFULFK42217	Ulusal Faktoring A.Ş.		06/04/22	26/01/22			32.00	18/03/22										0.00	0.00			
TRFISFN42211	İş Finansal Kiralama A.Ş		06/04/22	07/12/21			50.00															
TRFAKYB42211	Aktif Yatırım Bankası A.		06/04/22	13/10/21			2.00															
TRFALNF42221	Alternatifbank A.Ş.		06/04/22	26/01/22			170.00	15/03/22										0.05	0.00	0.053	0.000	0.056
TRFZORN42219	Zorlu Enerji Elektrik Üre		07/04/22	09/07/21			12.27	24/09/21	89.483		23							0.00	0.00	0.474	0.004	0.423
TRFTCMD42219	Tacirler Yatırım Menku		07/04/22	14/10/21			50.00	21/03/22	99.260		18							3.05	0.32	0.040	0.000	0.043
TRFA1CP42215	A1 Capital Yatırım Men		07/04/22	23/12/21			50.00															
TRFGLMK42220	Global Menkul Değerle		08/04/22	08/02/22			20.00	16/03/22										0.00	0.00			
TRFAKBK42228	Akbank T.A.Ş.	14.27	08/04/22	04/11/21	12.00	08/04/22	944.80	10/03/22		0.39								0.36	0.12			
TRFISFN42229	İş Finansal Kiralama A.Ş		08/04/22	12/01/22			130.00	17/01/22										0.00	0.00			
TRFERTT42210	Ereğli Tekstil Turizm Sa		08/04/22	31/01/22			56.00	11/03/22	98.118		28							0.14	0.01	0.060	0.000	0.066
TRFSKFK42213	Şeker Finansal Kiralama		08/04/22	28/01/22			70.00	01/02/22	95.841		26							0.00	0.00			
TRFDZFK42213	Deniz Faktoring A.Ş.		08/04/22	12/01/22			100.00	02/03/22	98.218		19	5			0			5.01	0.39	0.090	0.000	0.095
TRFTHAL42216	Türkiye Halk Bankası A.		08/04/22	27/01/22			1022.00	15/03/22										0.00	0.00			
TRFVKFB42224	Türkiye Vakıflar Bankası		08/04/22	14/01/22			278.09															
TRFTISB42217	Türkiye İş Bankası A.Ş.		11/04/22	11/11/21			1117.39	16/11/21										0.00	0.00			
TRFKFTF42211	Koç Fiat Kredi Finansm		12/04/22	13/04/21			200.00	11/03/22	98.365		21							0.38	0.09			
TRFSUZK42210	Suzuki Motorlu Araçlar		13/04/22	12/01/22			45.00															
TRFSKFH42219	Şeker Faktoring A.Ş.		13/04/22	23/12/21			20.72															
TRFAKBK42244	Akbank T.A.Ş.	0.35	13/04/22	06/12/21	12.00	13/04/22	132.52	01/03/22		4.80								0.00	0.00			0.115
TRFDZBK42261	Denizbank A.Ş.		13/04/22	21/01/22			595.00	10/03/22										0.00	0.00			
TRFNURL42216	Nurol Yatırım Bankası A		14/04/22	13/01/22			150.00	17/01/22	96.754		21							0.28	0.02			
TRFDZBK42220	Denizbank A.Ş.	14.15	15/04/22	13/08/21	12.00	15/04/22	145.00	28/12/21		0.49								0.00	0.00			0.288
TRFYKBK42269	Yapı Ve Kredi Bankası A		15/04/22	14/01/22			500.00	11/03/22										0.28	0.02			
TRFPHCM42234	Phillipcapital Menkul D		15/04/22	15/02/22			60.76	16/03/22										0.21	0.02			
TRFGLMK42238	Global Menkul Değerle		15/04/22	15/02/22			51.97															
TRFTCMD42243	Tacirler Yatırım Menku		15/04/22	01/02/22			50.00	21/03/22										0.00	0.00	0.060	0.000	0.064
TRFGRFA42214	Garanti Faktoring A.Ş.		15/04/22	19/10/21			261.02	11/03/22										4.26	0.81			
TRFVKFB42216	Türkiye Vakıflar Bankası		15/04/22	12/11/21			500.00	21/03/22	98.882		18							2.50	0.22	0.061	0.000	0.064
TRFTPFC42217	Creditwest Faktoring A		18/04/22	26/01/22			22.40	14/03/22										0.01	0.00	0.082	0.000	0.089
TRFTPFC42225	Creditwest Faktoring A		18/04/22	04/02/22			10.00															
TRFFINF42218	Qnb Finans Faktoring A		18/04/22	26/01/22			112.71	15/03/22	98.306		20							0.07	0.01	0.082	0.000	0.087
TRFULFK42225	Ulusal Faktoring A.Ş.		19/04/22	10/02/22			34.00	09/03/22	97.508		25							0.28	0.02	0.098	0.001	0.104
TRFDBNK42218	D Yatırım Bankası A.Ş.		19/04/22	20/01/22			175.00	16/03/22										0.46	0.04			
TRFTAMF42226	Tam Finans Faktoring A		20/04/22	02/02/22			55.00	02/03/22										0.00	0.00			
TRFTCMD42227	Tacirler Yatırım Menku		20/04/22	06/12/21			25.00	17/03/22										0.00	0.00			

## Özel Sektör Tahvilleri (TL)

Kodu	Enstrüman	Kpn	Vade $\updownarrow$	İhraç T.	Kpn Sıklık	Bir son. kupon t.	Toplam İhrac	Aynı Gün Valörlü Son İşlem Tarihi	Temiz Fiyat	Birikmiş Faiz	Getiri (%)	Faiz $\Delta$ Son İki İşgünü Arası			Fiyat Değ.			Hacim Ort.		Dur.	Konv.	PVBP * 100
												1G( $\Delta$ )	1H( $\Delta$ )	3A( $\Delta$ )	1G( $\Delta$ )	1H( $\Delta$ )	3A( $\Delta$ )	1H	3A			
TRFPHCM42218	Phillipcapital Menkul D		21/04/22	20/01/22			32.00	21/03/22										0.68	0.16			
TRFAKBK42236	Akbank T.A.Ş.	14.15	21/04/22	17/11/21	12.00	21/04/22	461.60	03/03/22		1.25								0.00	0.06	0.019	0.000	0.132
TRFALNF42239	Alternatifbank A.Ş.		21/04/22	03/02/22			175.00	15/03/22										0.00	0.00	0.089	0.000	0.095
TRFTHAL42232	Türkiye Halk Bankası A.		22/04/22	03/02/22			125.00	01/03/22										0.00	0.00			
TRFTHAL42240	Türkiye Halk Bankası A.		22/04/22	10/02/22			70.00															
TRFSRMD42219	Alnus Yatırım Menkul D		22/04/22	14/01/22			30.00															
TRFFNBK42247	Qnb Finansbank A.Ş.		22/04/22	28/01/22			504.50	08/03/22	97.829		19							5.63	0.44	0.110	0.001	0.115
TRFVKFB42232	Türkiye Vakıflar Bankası		22/04/22	04/02/22			500.00	11/03/22										0.00	0.00			
TRFYKKB42251	Yapı Ve Kredi Bankası A		22/04/22	05/11/21			711.23	25/02/22	97.196		20							3.44	0.46			
TRFAKYB42237	Aktif Yatırım Bankası A.		22/04/22	04/02/22			75.00	14/03/22										0.14	0.01	0.095	0.001	0.100
TRFISFN42237	İş Finansal Kiralama A.Ş		22/04/22	24/01/22			270.00	11/03/22										5.00	0.39			
TRFTERA42210	Tera Yatırım Menkul De		22/04/22	21/01/22			25.00	04/03/22										0.14	0.01	0.109	0.001	0.117
TRFEKOF42223	Eko Faktoring A.Ş.		22/04/22	27/01/22			10.00	11/02/22	95.801		28		-10		0			0.34	0.03			
TRFSUVY42210	Sümer Varlık Yönetim A		22/04/22	12/11/21			17.75	15/03/22	98.010		21							0.20	0.02	0.092	0.001	0.097
TRFAKYM42226	Ak Yatırım Menkul Değ		22/04/22	01/02/22			420.00	16/03/22										5.57	0.43			
TRFOYMD42214	Oyak Yatırım Menkul D		25/04/22	01/02/22			143.00	07/03/22										0.00	0.00			
TRFTISB42225	Türkiye İş Bankası A.Ş.		26/04/22	26/01/22			500.00	10/03/22										0.07	0.11	0.116	0.001	0.121
TRFCGDF42210	Çağdaş Faktoring A.Ş.	24.00	27/04/22	11/02/22		27/04/22	26.00	16/03/22		2.24								0.00	0.00			
TRFLDFK42213	Lider Faktoring A.Ş.		27/04/22	09/02/22			25.00	16/03/22										0.00	0.00			
TRFAKFT42212	Ak Faktoring A.Ş.		27/04/22	27/01/22			17.25															
TRFDZBK42253	Denizbank A.Ş.		27/04/22	21/01/22	12.00	31/03/22	110.00															
TRFAKYB42229	Aktif Yatırım Bankası A.		28/04/22	02/02/22			500.00															
TRFTCMD42235	Tacirler Yatırım Menku		28/04/22	20/01/22			50.00	21/03/22										0.03	0.03	0.093	0.001	0.098
TRFAKDN42210	Akdeniz Faktoring A.Ş.		28/04/22	15/02/22			24.20															
TRFALJF42211	Alj Finansman A.Ş.		28/04/22	03/11/21			110.00	15/03/22	97.887		19							0.70	0.05	0.108	0.001	0.113
TRFSUMF42226	Sümer Faktoring A.Ş.		28/04/22	04/02/22			20.20	16/03/22										0.00	0.00			
TRFFNBK42254	Qnb Finansbank A.Ş.		29/04/22	04/02/22			215.50	07/03/22										0.00	0.00			
TRFOSMK42211	Osmanlı Yatırım Menku		29/04/22	03/02/22			50.00	14/03/22										0.00	0.00	0.110	0.001	0.116
TRFRAN42218	Türkiye Garanti Bankası		29/04/22	02/11/21			770.18	16/03/22										6.24	1.19	0.109	0.001	0.113
TRFERTT42228	Ereğli Tekstil Turizm Sa		29/04/22	21/02/22			90.00	17/03/22										0.00	0.00	0.101	0.001	0.108
TRDFKT42216	Doruk Faktoring A.Ş.		29/04/22	26/01/22			90.00	16/03/22										0.51	0.04			
TRFTPFC52216	Creditwest Faktoring A		02/05/22	05/11/21			30.00	18/03/22										0.81	0.06	0.105	0.001	0.110
TRFAKYB52244	Aktif Yatırım Bankası A.		05/05/22	07/02/22			500.00															
TRFGRFA52213	Garanti Faktoring A.Ş.		06/05/22	12/01/22			139.00	18/01/22										0.00	0.00			
TRFAREN52212	Arena Finans Faktoring		06/05/22	04/02/22			14.00															
TRFTISB52216	Türkiye İş Bankası A.Ş.		09/05/22	07/02/22			1000.00	16/03/22										0.00	0.21			
TRFAKYM52217	Ak Yatırım Menkul Değ		10/05/22	10/02/22			370.00	15/03/22	97.204		20		0		0			1.48	0.12	0.137	0.001	0.143
TRFHZRF52218	Huzur Faktoring A.Ş.		10/05/22	23/02/22			5.20															
TRFYKKB52235	Yapı Ve Kredi Bankası A		10/05/22	12/11/21			683.84	28/02/22	96.799		18		4		0			6.25	0.55	0.176	0.001	0.180
TRFFINF52217	Qnb Finans Faktoring A		10/05/22	02/02/22			53.47	11/02/22										0.00	0.00			
TRFTAMF52217	Tam Finans Faktoring A		11/05/22	12/11/21			55.10	09/03/22	96.825		21		-234		0			1.24	0.10	0.155	0.001	0.159
TRFYKYM52217	Yapı Kredi Yatırım Men		11/05/22	10/11/21			200.00	21/03/22										0.27	0.30	0.125	0.001	0.130
TRFDZFK52212	Deniz Faktoring A.Ş.		11/05/22	02/02/22			250.00	18/03/22	97.266		21							0.14	0.01	0.127	0.001	0.133
TRFAKYB52236	Aktif Yatırım Bankası A.		12/05/22	10/12/21			400.00															
TRFEKOF52214	Eko Faktoring A.Ş.		12/05/22	11/02/22			26.80	15/03/22	96.290		27							0.14	0.01	0.139	0.001	0.145













## Özel Sektör Tahvilleri (TL)

Kodu	Enstrüman	Kpn	Vade ↓	İhraç T.	Kpn Sıklık	Bir son. kupon t.	Toplam İhrac	Aynı Gün Valörlü Son İşlem Tarihi	Temiz Fiyat	Birikmiş Faiz	Getiri (%)	Faiz Δ Son İki İşgünü Arası			Fiyat Değ.			Hacim Ort.		Dur.	Konv.	PVBP * 100	
												1G(Δ)	1H(Δ)	3A(Δ)	1G(Δ)	1H(Δ)	3A(Δ)	1H	3A				

### Özel Sektör Tahvilleri


### Özel Sektör Tahvilleri (Kot İçi)

TRSKORT32212	Korteks Mensucat Sanayi A.Ş.	22.50	24/03/22	03/03/21	4.00	24/03/22	36.88	15/03/22	100.000	6.47							0	0.19	0.07				
TRSCMSA32211	Çimsa Çimento Sanayi A.Ş.	14.58	25/03/22	18/03/21	4.00	25/03/22	100.00	21/03/22		3.84								0.56	0.07				0.009
TRSZORN42212	Zorlu Enerji Elektrik Üretim A.Ş.	25.00	07/04/22	26/03/21	4.00	07/04/22	49.08	24/02/22		4.45								0.00	0.00				0.114
TRSAREN42216	Arena Finans Faktoring A.Ş.	26.13	08/04/22	10/04/20	4.00	08/04/22	17.00	01/02/22	99.700	1.86					0			1.53	0.73				0.172
TRSAKBK42213	Akbank T.A.Ş.		11/04/22	10/02/21			194.69	01/03/22										2.93	0.31				
TRSZORN42220	Zorlu Enerji Elektrik Üretim A.Ş.	25.00	27/04/22	22/04/21	4.00	27/04/22	84.47	24/02/22		2.12								0.48	0.04	0.164	0.001		0.165
TRSTERA42213	Tera Yatırım Menkul Değerler A.Ş.	25.59	29/04/22	29/01/21	4.00	29/04/22	10.00																
TRSDEVA42219	Deva Holding A.Ş.	23.13	29/04/22	04/05/20	4.00	29/04/22	130.00	15/03/22	100.000	2.72							0.15	0.16	0.22	0.124	0.000		0.121
TRSDZBK52214	Denizbank A.Ş.		27/05/22	28/07/20			42.00	08/02/21	95.617		19							7.02	0.55	1.227	0.021		0.998
TRSDZBK62213	Denizbank A.Ş.		01/06/22	06/05/21			14.61	04/03/22	95.684		20	-146					2	0.30	0.04	0.215	0.001		0.216
TRSMGTI62210	Migros Ticaret A.Ş.	15.95	08/06/22	10/06/20	4.00	08/06/22	100.00	02/02/22		2.58								0.03	0.10	0.003	0.001		0.339
TRSMGTI62228	Migros Ticaret A.Ş.	23.38	08/06/22	10/06/20	4.00	08/06/22	150.00	15/03/22	100.000	0.45								0.00	0.09	0.012	0.000		0.219
TRSKORT62219	Korteks Mensucat Sanayi A.Ş.	25.00	09/06/22	07/05/21	4.00	09/06/22	69.15	15/03/22	98.711	2.74						-1		0.60	0.06	0.202	0.001		0.226
TRSSUVY62211	Sümer Varlık Yönetim A.Ş.	25.25	17/06/22	07/06/21	4.00	04/04/22	42.00																
TRSNHOL62211	Nurol Holding A.Ş.	22.00	23/06/22	25/03/21	4.00	24/03/22	350.00	12/10/21	100.000	1.21	24	0			0			0.24	0.02				
TRSZORN62210	Zorlu Enerji Elektrik Üretim A.Ş.	25.00	23/06/22	03/06/21	4.00	23/06/22	103.86	02/02/22	98.624	4.32								0.14	0.01	0.124	0.001		0.077
TRSHYTV62216	Dünya Varlık Yönetim A.Ş.		24/06/22	26/06/20			25.00	21/12/21										0.09	0.04	0.476	0.005		0.449
TRSAKBK62211	Akbank T.A.Ş.		24/06/22	20/04/21			269.43	16/03/22										0.00	0.22	0.233	0.002		0.231
TRSNURL62225	Nurol Yatırım Bankası A.Ş.		27/06/22	25/06/20			50.00	14/07/21										0.35	0.03	0.909	0.013		0.806
TRSVSTL72227	Vestel Elektronik Sanayi A.Ş.	23.79	07/07/22	09/07/20	4.00	07/04/22	50.38	31/12/21		4.75								0.00	0.00				0.009
TRSNURL72216	Nurol Yatırım Bankası A.Ş.		20/07/22	14/07/21			200.00																
TRSKRSN72212	Karsan Otomotiv Sanayi A.Ş.	23.78	21/07/22	23/07/20	4.00	25/04/22	29.70	24/12/21	100.000	3.64							0	0.39	0.03				

## Özel Sektör Tahvilleri (TL)

Kodu	Enstrüman	Kpn	Vade ↕	İhraç T.	Kpn Sıklık	Bir son. kupon t.	Toplam İhrac	Aynı Gün Valörlü Son İşlem Tarihi	Temiz Fiyat	Birikmiş Faiz	Getiri (%)	FaizΔ Son İki İşgünü Arası			Fiyat Değ.			Hacim Ort.		Dur.	Konv.	PVBP * 100
												1G(Δ)	1H(Δ)	3A(Δ)	1G(Δ)	1H(Δ)	3A(Δ)	1H	3A			
TRSENSA72211	Enerjisa Enerji A.Ş.	5.00	26/07/22	01/08/17	2.00	26/07/22	335.00	11/03/22		0.66								0.09	0.28	0.323	0.002	0.455
TRSVSTL82218	Vestel Elektronik Sanay		01/08/22	30/07/21	4.00	27/04/22	165.00	11/03/22										1.55	0.15			0.126
TRSORFN82210	Orfin Finansman A.Ş.	10.20	02/08/22	24/07/20	4.00	25/04/22	75.00															
TRSNHOL82219	Nurol Holding A.Ş.	22.00	04/08/22	06/05/21	4.00	04/05/22	150.00	15/12/21		2.59								1.49	0.12	0.537	0.005	0.585
TRSZORN92217	Zorlu Enerji Elektrik Ür	24.50	02/09/22	09/07/21	4.00	06/04/22	38.14	04/02/22		2.15								0.00	0.00			0.153
TRSKFTF92219	Koç Fiat Kredi Finansm	17.95	09/09/22	12/03/21	2.00	09/09/22	75.00															
TRSNURL92222	Nurol Yatırım Bankası A		13/09/22	11/09/20			50.00															
TRSAKBK92218	Akbank T.A.Ş.		14/09/22	14/07/21			54.52	16/03/22										0.37	0.03			
TRSGRAN92216	Türkiye Garanti Bankas		14/09/22	09/09/21			279.07															
TRSKORT92216	Korteks Mensucat San	25.00	14/09/22	29/06/21	4.00	29/03/22	72.91	17/03/22	100.260	5.48					0			1.09	0.10	-0.017	0.000	0.032
TRSNHOL92218	Nurol Holding A.Ş.	16.75	23/09/22	25/09/20	4.00	25/03/22	250.00															
TRSKRSNE2216	Karsan Otomotiv Sanay	24.80	03/10/22	05/10/20	4.00	05/04/22	22.65	13/10/20										0.41	0.03			
TRSZORNE2213	Zorlu Enerji Elektrik Ür	25.50	13/10/22	19/08/21	4.00	17/05/22	111.37	17/12/21	100.000	2.31					0			0.45	0.03	-0.115	0.001	0.156
TRSKCTFE2212	Koç Finansman A.Ş.	20.30	13/10/22	14/07/21		13/10/22	150.00	14/03/22		13.57								0.00	0.00	0.530	0.005	0.590
TRSYKBKE2219	Yapı Ve Kredi Bankası A	14.19	14/10/22	20/08/21	12.00	29/04/22	181.05	24/01/22		1.28								1.48	0.11	-0.066	0.002	0.686
TRSTHALE2211	Türkiye Halk Bankası A		21/10/22	10/09/21	6.00	29/04/22	180.00	18/11/21	103.875						2			0.74	0.06			0.133
TRSKORTE2214	Korteks Mensucat San	24.00	27/10/22	07/10/21	4.00	07/04/22	169.20	13/01/22	100.375	0.53								0.08	0.01	-0.076	0.001	0.218
TRSKCTFK2222	Koç Finansman A.Ş.	18.50	03/11/22	18/10/21		03/11/22	70.00	24/01/22		5.02								1.44	0.11	0.703	0.008	0.688
TRSORFNK2219	Orfin Finansman A.Ş.	15.82	03/11/22	22/04/21	4.00	26/04/22	106.00	18/03/22		2.38								2.34	0.18			0.601
TRSAKBKK2219	Akbank T.A.Ş.		14/11/22	22/09/21			183.62	01/03/22										1.03	0.10			
TRSDZBKK2219	Denizbank A.Ş.		15/11/22	13/10/21			64.23	18/03/22	88.896		19		1		1			0.96	0.18	0.599	0.006	0.519
TRSERYPK2216	Eryap Mühendislik İnşa	21.04	17/11/22	21/11/19	2.00	20/05/22	125.00															
TRSMCBFK2212	Mercedes-Benz Finans	20.75	18/11/22	21/05/21	2.00	20/05/22	200.00															
TRSZORNK2215	Zorlu Enerji Elektrik Ür	25.00	24/11/22	23/09/21	4.00	23/03/22	110.27	13/12/21		5.68								0.73	0.06	0.020	0.005	0.021
TRSNURLK2213	Nurol Yatırım Bankası A		28/11/22	26/11/20			50.00	14/03/22										0.00	0.00	0.661	0.007	0.583
TRSTPRSK2217	Tüpraş-Türkiye Petrol F	15.69	28/11/22	30/11/20	4.00	30/05/22	500.00	14/03/22		0.65								0.14	0.08			0.656
TRSERYPK2224	Eryap Mühendislik İnşa	23.91	30/11/22	04/12/19	2.00	01/06/22	125.00															
TRSKFTFK2211	Koç Fiat Kredi Finansm	17.90	30/11/22	05/11/21		30/11/22	150.00	02/03/22		5.79								0.00	0.00	0.689	0.008	0.700
TRSKCTFA2216	Koç Finansman A.Ş.	17.80	01/12/22	09/11/21		01/12/22	200.00	26/01/22	99.740	3.85	18							0.50	0.04			
TRSIGYA2214	İş Gayrimenkul Yatırım	0.00	09/12/22	15/11/21		09/12/22	78.65	15/02/22	96.888		21		1		0			7.85	0.61			
TRSKORTA2218	Korteks Mensucat San		14/12/22	02/12/21			59.74	14/03/22										0.00	0.00	0.689	0.008	0.579
TRSARENA2218	Arena Finans Faktoring	25.85	26/12/22	28/12/20	4.00	28/03/22	15.50	23/11/21	100.000	3.45								0.02	0.00			0.092
TRSERYP12313	Eryap Mühendislik İnşa	27.03	11/01/23	15/01/20	2.00	13/07/22	75.00															
TRSZORN12314	Zorlu Enerji Elektrik Ür	31.50	13/01/23	12/01/22	12.00	14/04/22	54.30	16/03/22		0.26								0.00	0.00			
TRSTPRS12313	Tüpraş-Türkiye Petrol F	15.74	20/01/23	22/01/21	4.00	25/04/22	290.00	09/03/22		1.94								0.00	0.03			
TRSNURL12311	Nurol Yatırım Bankası A		20/01/23	28/07/21			155.00	15/09/21	81.374		19		3		2			0.46	0.04	1.232	0.021	0.844
TRSPLDG12315	Palgaz Doğalgaz Dağıtım	19.31	25/01/23	27/01/21	4.00	27/04/22	200.00	10/03/22	102.270	2.33					0			0.13	0.78			0.815
TRSKFTF12316	Koç Fiat Kredi Finansm	20.35	26/01/23	29/07/21		26/01/23	65.00	10/03/22		12.54								0.04	0.00	0.806	0.010	0.839
TRSAKBK12315	Akbank T.A.Ş.		30/01/23	07/12/21			51.35	01/03/22										0.42	0.03			
TRSKFTF22315	Koç Fiat Kredi Finansm	24.50	01/02/23	26/01/22		01/02/23	140.00	31/01/22	99.965		24							0.50	0.04			
TRSZORN22313	Zorlu Enerji Elektrik Ür	24.00	02/02/23	11/11/21	4.00	11/05/22	243.32	09/02/22	100.075	0.07								1.16	0.13			0.228
TRSORFN22323	Orfin Finansman A.Ş.	15.62	03/02/23	06/08/21	4.00	10/05/22	121.00	21/03/22		1.97								0.53	0.04			0.822
TRSTPRS22312	Tüpraş-Türkiye Petrol F	15.67	03/02/23	05/02/21	4.00	06/05/22	1100.00	17/03/22		1.80								0.86	0.59			0.827
TR SAYGZ22312	Aygaz A.Ş.	24.00	03/02/23	31/01/22		03/02/23	150.00															
TR SARCL22323	Arçelik A.Ş.	0.00	07/02/23	02/02/22		07/02/23	700.00	03/03/22	99.820		24		0		0			0.00	0.00	0.933	0.013	0.928

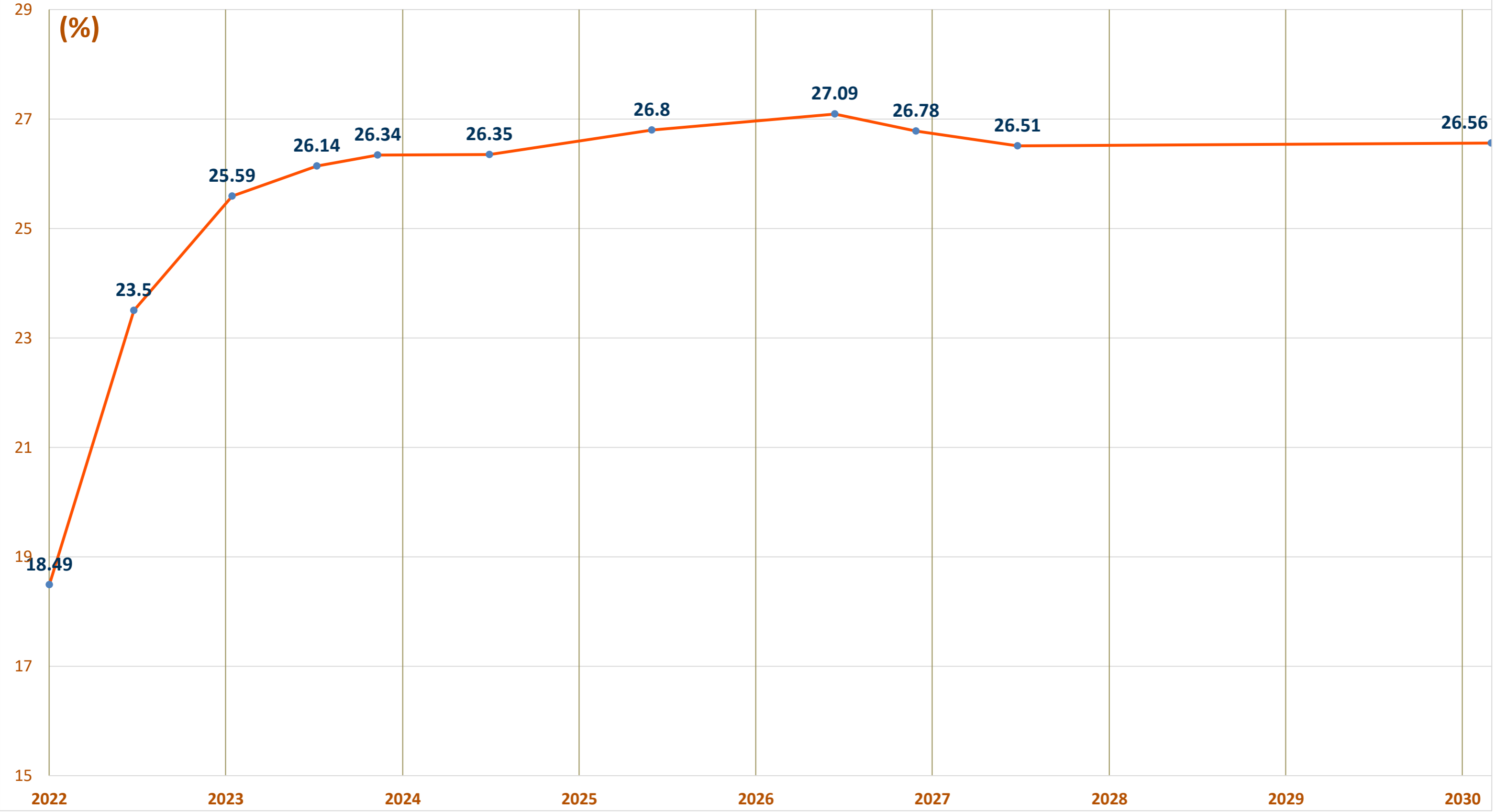






## Devlet İ Borlanma Senetleri Verim Eđrisi

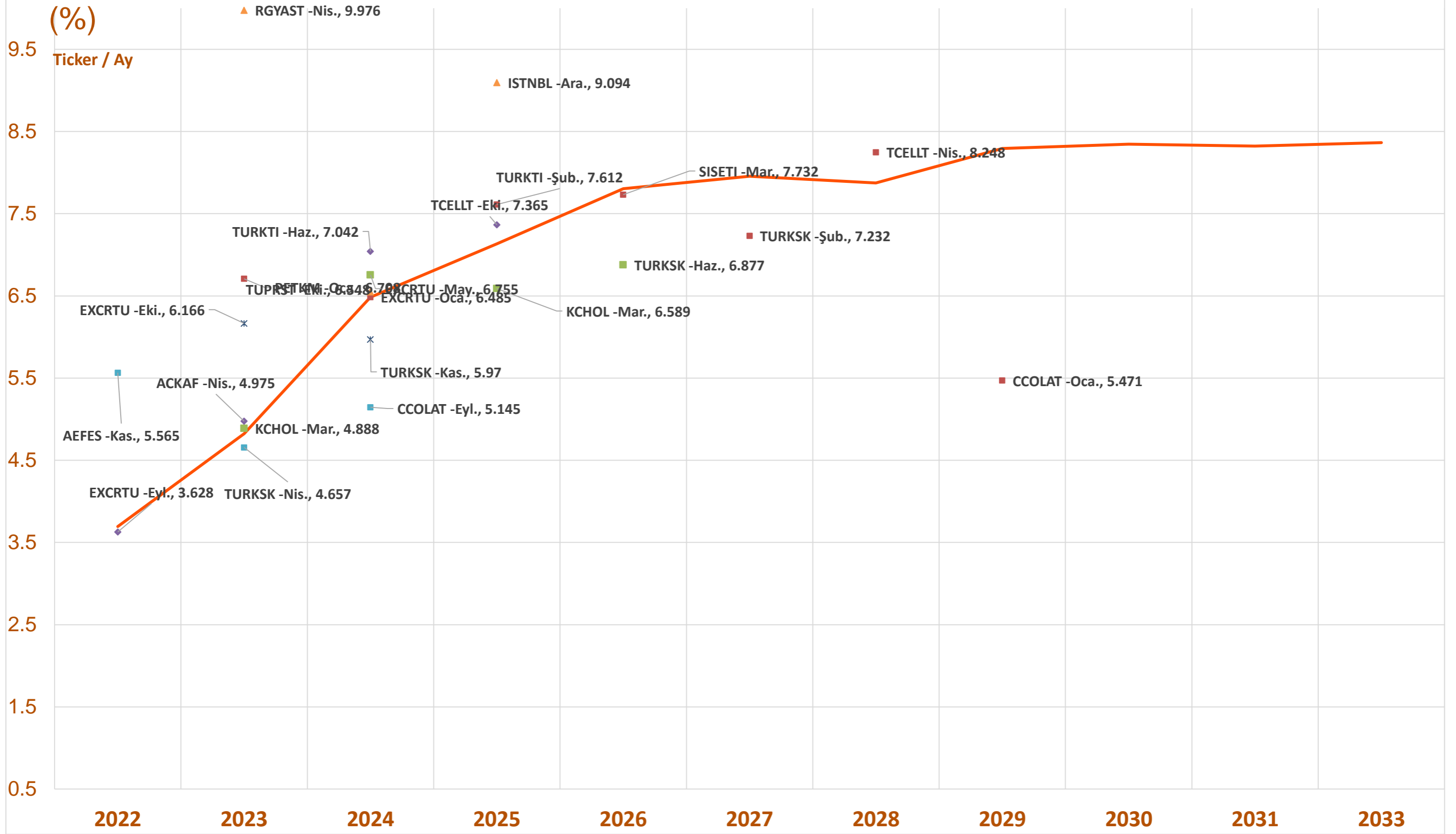
İŐ YATIRIM \$



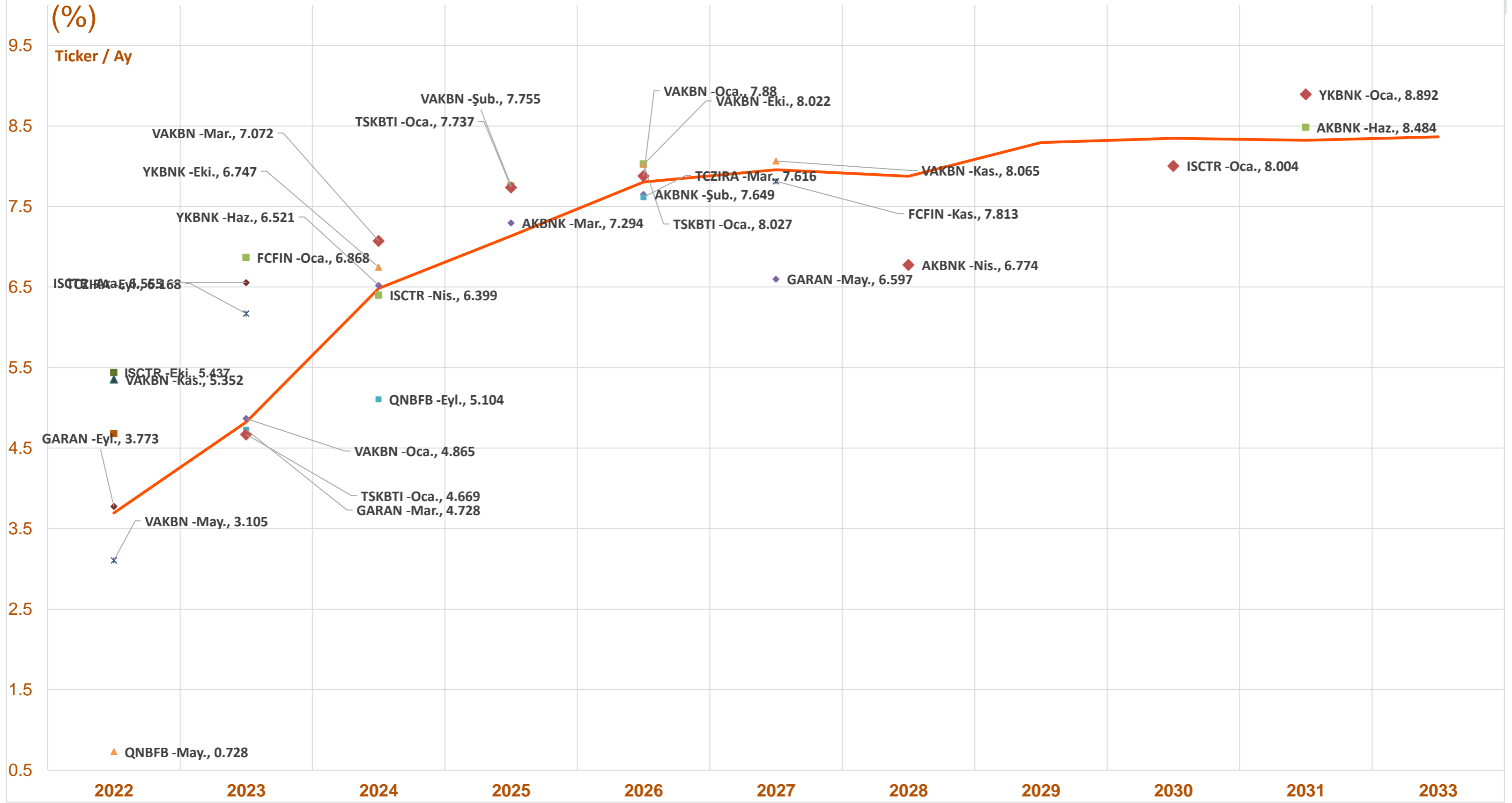


## Devlet ve Özel Sektör Finans Dışı Türk Eurobondları Verim Eğrisi

İŞ YATIRIM \$



# Devlet ve Özel Sektör Finans Sektörü Türk Eurobondları Verim Eğrisi



## Kredi Notları -Türk ve Yurtdışı Devlet ve Özel Sektör Eurotahvilleri

İŞ YATIRIM

Rapor Terimlerini Açıklayıcı Doküman

Ülke ve Şirket Görünüm & Notları					Moody's			Fitch			S&P		
ISIN	Ticker	Vade ↕	Kur	Getiri (%)	Rating	Uzun Dönem YP	Görünüm	Rating	Uzun Dönem YP	Görünüm	Rating	Uzun Dönem YP	Görünüm
<b>TURKEY</b>													
US900123BY51	TURKEY 5.125 22	03/2022	USD	-42.82	B2	B2	NEG	B+		NEG	NR	B+u	NEG
XS1508390090	ISCTR 5.5 22	04/2022	USD	-4.54	B3		NEG	B				B	NEG
XS1605397394	TCZIRA 5.125 22	05/2022	USD	0.42	B2		NEG	B		NEG		NR	
XS1613091500	QNBFB 4.875 22	05/2022	USD	0.73	B2		NEG	B		NEG			
XS1622626379	VAKBN 5.625 22	05/2022	USD	3.11	B2	WR	NEG	B		NEG		NR	
USM8931TAF68	GARAN 5.25 22	09/2022	USD	3.77	B2		NEG	B		NEG		NR	
XS1684378208	EXCRTU 4.25 22	09/2022	USD	3.63	B2	B2	NEG	B		NEG		NR	
US900123BZ27	TURKEY 6.25 22	09/2022	USD	3.69	B2	B2	NEG	B+		NEG	NR	B+u	NEG
XS0847042024	ISCTR 6 22	10/2022	USD	5.44	Caa2		NEG	B- *				B	NEG
USM0375YAK49	AKBNK 5 22	10/2022	USD	3.51	B2		NEG	B					
XS0849728190	VAKBN 6 22	11/2022	USD	5.35	Caa3	WR	NEG	B- *		NEG		NR	
XS0848940523	AEFES 3.375 22	11/2022	USD	5.57	WR			EXP) *			BBB-	BBB-	NEG
XS0861979440	YKBNK 5.5 22	12/2022	USD	4.68	Caa1		NEG	B- *				NR	
XS1750996206	TSKBTI 5.5 23	01/2023	USD	4.67	B3		NEG	B		NEG			
XS1711581337	FCFIN 6 23	01/2023	USD	6.87				B		NEG			
XS1747548532	PETKM 5.875 23	01/2023	USD	6.71	B2		NEG	B+		NEG			
XS1760780731	VAKBN 5.75 23	01/2023	USD	4.87	B2	WR	NEG	B		NEG		NR	
XS1379145656	KCHOL 5.25 23	03/2023	USD	4.89	B2		NEG				BB-	BB-	NEG
XS1576037284	GARAN 5.875 23	03/2023	USD	4.73	B2		NEG	B		NEG		NR	
XS1788516679	YKBNK 6.1 23	03/2023	USD	4.65	B2		NEG	B				NR	
US900123CA66	TURKEY 3.25 23	03/2023	USD	4.82	B2	B2	NEG	B+		NEG		B+u	NEG
XS0910932788	ACKAF 5 23	04/2023	USD	4.98				BB			BB+	BB+	NEG
XS1586385178	TURKSK 5.004 23	04/2023	USD	4.66	B2		NEG	B+					
XS1057340009	TURKEY 4.125 23	04/2023	EUR	2.56	B2	B2	NEG	BB-		NEG		B+u	NEG
XS1807502668	RGYAST 7.25 23	04/2023	USD	9.98	Caa2		NEG	B		STABLE			
XS1691349010	TCZIRA 5.125 23	09/2023	USD	6.17	B2		NEG	B		NEG		NR	
XS1496463297	EXCRTU 5.375 23	10/2023	USD	6.17	B2	B2	NEG	B		NEG		NR	
XS1003016018	ISCTR 7.85 23	12/2023	USD	6.56	Caa3		NEG	B- *				B	NEG
US900123CR91	TURKEY 7.25 23	12/2023	USD	6.07	B2	B2	NEG	B+		NEG		B+u	NEG
XS1917720911	EXCRTU 8.25 24	01/2024	USD	6.49	B2	B2	NEG	B		NEG		NR	
US900123CF53	TURKEY 5.75 24	03/2024	USD	6.48	B2	B2	NEG	B+		NEG		B+u	NEG
XS1970705528	VAKBN 8.125 24	03/2024	USD	7.07	B2	WR	NEG	B		NEG		NR	
XS1578203462	ISCTR 6.125 24	04/2024	USD	6.40	B3		NEG	B				B	NEG
XS1814962582	EXCRTU 6.125 24	05/2024	USD	6.76	B2	B2	NEG	B		NEG		NR	
XS1028951264	TURKTI 4.875 24	06/2024	USD	7.04				B+		NEG	BB-	BB-	NEG
XS1634372954	YKBNK 5.85 24	06/2024	USD	6.52	B2		NEG	B				NR	
US900123CV04	TURKEY 6.35 24	08/2024	USD	6.83	B2	B2	NEG	B+		NEG		B+u	NEG
XS1959391019	QNBFB 6.875 24	09/2024	USD	5.10	B2		NEG	B		NEG			
XS1577950402	CCOLAT 4.215 24	09/2024	USD	5.15	WR			BBB-		POS		BBB-	NEG
JP579200AEM8	TURKEY 1.05 24	09/2024	JPY	1.42		B2	NEG			NEG		B+u	NEG
XS1958649854	YKBNK 8.25 24	10/2024	USD	6.75	B2		NEG	B				NR	
XS1686704948	TUPRST 4.5 24	10/2024	USD	6.55	B2		NEG	B+		NEG			
US900123CW86	TURKEY 5.6 24	11/2024	USD	6.97	B2	B2	NEG	B+		NEG		B+u	NEG
XS1141043296	TURKSK 4.489 24	11/2024	USD	5.97	B2		NEG	B+					
XS2100270508	TSKBTI 6 25	01/2025	USD	7.74	B3		NEG	B		NEG			
XS2112797290	VAKBN 5.25 25	02/2025	USD	7.76	B2	WR	NEG	B		NEG		NR	
US900123AW05	TURKEY 7.375 25	02/2025	USD	7.13	B2	B2	NEG	B+		NEG	NR	B+u	NEG
XS1955059420	TURKTI 6.875 25	02/2025	USD	7.61				B+		NEG	BB-	BB-	NEG
XS1961766596	KCHOL 6.5 25	03/2025	USD	6.59	B2		NEG				BB-	BB-	NEG
US900123CX69	TURKEY 4.25 25	03/2025	USD	6.91	B2	B2	NEG	B+		NEG		B+u	NEG
XS1843443356	TURKEY 4.625 25	03/2025	EUR	4.79	B2	B2	NEG	B+		NEG		B+u	NEG
XS1210422074	AKBNK 5.125 25	03/2025	USD	7.29	B2		NEG	B					
XS1629918415	TURKEY 3.25 25	06/2025	EUR	4.68	B2	B2	NEG	B+		NEG		B+u	NEG
US900123CZ18	TURKEY 6.375 25	10/2025	USD	7.24	B2	B2	NEG	B+		NEG		B+u	NEG
XS1298711729	TCELLT 5.75 25	10/2025	USD	7.37	B2u		NEG	B+		NEG	BB-	BB-	NEG
XS2241387500	ULKER 6.95 25	10/2025	USD	11.65				B+		NEG	B+	B+	STABLE
XS2010029234	ISTNBL 6.375 25	12/2025	USD	9.09	B2		NEG	B+		NEG		NR	
XS2266963003	VAKBN 6.5 26	01/2026	USD	7.88	B2	WR	NEG	B		NEG		NR	
XS2281369301	TSKBTI 5.875 26	01/2026	USD	8.03	B3		NEG	B		NEG			
US900123DB31	TURKEY 4.75 26	01/2026	USD	7.32	B2	B2	NEG	B+		NEG		B+u	NEG
XS2131335270	AKBNK 6.8 26	02/2026	USD	7.65	B2		NEG	B					
XS1909184753	TURKEY 5.2 26	02/2026	EUR	5.44	B2	B2	NEG	B+		NEG		B+u	NEG
XS2274089288	TCZIRA 5.375 26	03/2026	USD	7.62	B2		NEG	B		NEG		NR	

Moody's	S&P	Fitch	Açıklama
---------	-----	-------	----------

Aaa	AAA	AAA	Yatırım Yapılabilir	Minimal Kredi Riski	
Aa1	AA+	AA+		Çok Düşük Kredi Riski	
Aa2	AA	AA			
Aa3	AA-	AA-			
A1	A+	A+	Düşük Kredi Riski		
A2	A	A			
A3	A-	A-			
Baa1	BBB+	BBB-	Yönetilebilir Kredi Riski		
Baa2	BBB	BBB-			
Baa3	BBB-	BBB-			
Ba1	BB+	BB+	Spekülatif	Önemli Kredi Riski	
Ba2	BB	BB			
Ba3	BB-	BB-			
B1	B+	B+		Yüksek Kredi Riski	
B2	B	B			
B3	B-	B-			
Caa1	CCC+	CCC+	Çok Yüksek Kredi Riski		
Caa2	CCC	CCC			
Caa3	CCC-	CCC-			
Ca	CC	CC	Geri döndürülebilir default		
C	C	C			
/	SD	DD			
NR	NR	NR	Çok düşük ihtimal geri döndürülebilir iflas		
		D			
		NR	Değerleme Yapılmıyor		

\*Kaynak: Bloomberg, İş Yatırım.

## Kredi Notları -Türk ve Yurtdışı Devlet ve Özel Sektör Eurotahvilleri

İŞ YATIRIM

[Rapor Terimlerini Açıklayıcı Doküman](#)

Ülke ve Şirket Görünüm & Notları					Moody's			Fitch			S&P		
ISIN	Ticker	Vade ↓	Kur	Getiri (%)	Rating	Uzun Dönem YP	Görünüm	Rating	Uzun Dönem YP	Görünüm	Rating	Uzun Dönem YP	Görünüm
XS1961010987	SİSETI 6.95 26	03/2026	USD	7.73	B2		NEG	B+		NEG			NR
US900123CJ75	TURKEY 4.25 26	04/2026	USD	7.38	B2	B2	NEG	B+		NEG		B+u	NEG
XS2337336445	PGSUST 9.25 26	04/2026	USD	10.01				BB-		NEG	B		STABLE
XS2346972263	ACKAF 3 26	05/2026	EUR	4.99				BB			BB+		NEG
XS2346915890	ZOREN 9 26	06/2026	USD	13.95				B-	STABLE	CCC+		B-	STABLE
XS2351109116	TURKSK 5.125 26	06/2026	USD	6.88	B2		NEG	B+					
XS2332876106	EXCRTU 5.75 26	07/2026	USD	8.12	B2	B2	NEG	B		NEG			NR
XS2386558113	VAKBN 5.5 26	10/2026	USD	8.02		WR	NEG	B		NEG			NR
US900123CK49	TURKEY 4.875 26	10/2026	USD	7.80	B2	B2	NEG	B+		NEG		B+u	NEG
XS2368781477	AYDEMT 7.75 27	02/2027	USD	13.69				B+		NEG	B		STABLE
XS2441287773	TURKSK 7.25 27	02/2027	USD	7.23	B2		NEG	B+					
XS1574750292	AKBNK 7.2 27	03/2027	USD	-83.90	Caa2		NEG	B- *-					
US900123CL22	TURKEY 6 27	03/2027	USD	7.96	B2	B2	NEG	B+		NEG		B+u	NEG
XS1584113184	TSKBTI 7.625 27	03/2027	USD	-7.46	Caa3		NEG	B- *-		NEG			
XS1617531063	GARAN 6.125 27	05/2027	USD	6.60	Caa2		NEG	B-		NEG			NR
XS2361850527	TURKEY 4.375 27	07/2027	EUR	6.02	B2	B2	NEG	B+		NEG		B+u	NEG
XS1655085485	ODEABK 7.625 27	08/2027	USD	13.97	Caa3		NEG	CCC+		NEG			
XS1551747733	VAKBN 8 27	11/2027	USD	8.07	Ca	WR	NEG	B- *-		NEG			NR
XS1386178237	FCFIN 7.75 27	11/2027	USD	7.81				B-		NEG			
US900123CP36	TURKEY 5.125 28	02/2028	USD	7.88	B2	B2	NEG	B+		NEG		B+u	NEG
XS1803215869	TCELLT 5.8 28	04/2028	USD	8.25			NEG	B+		NEG	BB-		BB-
XS1772360803	AKBNK 6.797 28	04/2028	USD	6.77	Caa2		NEG	B- *-					
XS2355105292	AEFES 3.375 28	06/2028	USD	7.48				BB+ *-		BBB-		BBB-	NEG
XS1623796072	ISCTR 7 28	06/2028	USD	7.54	Caa3		NEG	B- *-					B
US900123CQ19	TURKEY 6.125 28	10/2028	USD	8.06	B2	B2	NEG	B+		NEG		B+u	NEG
XS2434515313	CCOLAT 4.5 29	01/2029	USD	5.47				BBB-		POS	BBB-		BBB-
US900123CT57	TURKEY 7.625 29	04/2029	USD	8.29	B2	B2	NEG	B+		NEG		B+u	NEG
US900123AL40	TURKEY 11.875 30	01/2030	USD	8.35	B2	B2	NEG	B+		NEG	NR		B+u
XS2106022754	ISCTR 7.75 30	01/2030	USD	8.00	Caa3		NEG	B- *-					B
US900123CY43	TURKEY 5.25 30	03/2030	USD	8.10	B2	B2	NEG	B+		NEG		B+u	NEG
US900123DA57	TURKEY 5.95 31	01/2031	USD	8.32	B2	B2	NEG	B+		NEG		B+u	NEG
XS2286436451	YKBNK 7.875 31	01/2031	USD	8.89	Caa2		NEG	B- *-					NR
XS2355183091	AKBNK 6.8 31	06/2031	USD	8.48			NEG	B- *-					
US900123DC14	TURKEY 5.875 31	06/2031	USD	8.34	B2	B2	NEG	B+		NEG		B+u	NEG
US900123DD96	TURKEY 6.5 33	09/2033	USD	8.37	B2	B2	NEG	B+		NEG		B+u	NEG
US900123AT75	TURKEY 8 34	02/2034	USD	8.17	B2	B2	NEG	B+		NEG	NR		B+u
US900123AY60	TURKEY 6.875 36	03/2036	USD	8.38	B2	B2	NEG	B+		NEG	NR		B+u
XS2339789732	LIMISK 9.5 36	07/2036	USD	10.88	B3		STABLE	B+					
US900123BB58	TURKEY 7.25 38	03/2038	USD	8.43	B2	B2	NEG	B+		NEG	NR		B+u
US900123BG46	TURKEY 6.75 40	05/2040	USD	8.68	B2	B2	NEG	B+		NEG	NR		B+u
US900123BJ84	TURKEY 6 41	01/2041	USD	8.49	B2	B2	NEG	B+		NEG	NR		B+u
US900123CB40	TURKEY 4.875 43	04/2043	USD	7.72	B2	B2	NEG	B+		NEG			B+u
US900123CG37	TURKEY 6.625 45	02/2045	USD	8.50	B2	B2	NEG	B+		NEG			B+u
US900123CM05	TURKEY 5.75 47	05/2047	USD	8.28	B2	B2	NEG	B+		NEG			B+u
XS1867595750	YKBNK 13.875 PERP	01/3000	USD	12.52	Caa3u		NEG						NR
<b>UAE</b>													
XS0863524277	TAQAUH 3.625 23	01/2023	USD	1.51	Aa3		STABLE	AA-		STABLE	NR		NR
<b>CAYMAN ISLANDS</b>													
USG1315RAG68	BRASKM 5.375 22	05/2022	USD	0.00	WR		STABLE	WD			NR		
US10553YAF25	BRASKM 6.45 24	02/2024	USD	3.19	Ba1		STABLE	BBB-			BBB-		
US31572UAE64	SUZANO 5.25 24	05/2024	USD	0.00	WR		STABLE	WD			NR		
XS1075401726	EMAARM 4.564 24	06/2024	USD	3.43	Baa2		STABLE				BB+		
XS2384355520	KFINKK 6.125 31	12/2031	USD	6.55				B-					
<b>CHINA</b>													

Moody's	S&P	Fitch	Açıklama
---------	-----	-------	----------

## Kredi Notları -Türk ve Yurtdışı Devlet ve Özel Sektör Eurotahvilleri

İŞ YATIRIM

[Rapor Terimlerini Açıklayıcı Doküman](#)

Ülke ve Şirket Görünüm & Notları					Moody's			Fitch			S&P		
ISIN	Ticker	Vade ↓	Kur	Getiri (%)	Rating	Uzun Dönem YP	Görünüm	Rating	Uzun Dönem YP	Görünüm	Rating	Uzun Dönem YP	Görünüm
US06120TAA60	BCHINA 5 24	11/2024	USD	3.15	Baa2	A1	STABLE	BBB+		STABLE	BBB+	A	STABLE
<b>MEXICO</b>													
US71654QBG64	PEMEX 3.5 23	01/2023	USD	3.25	Ba3	Ba3	NEG	BB-u		STABLE	BBB	BBB	NEG
USP30179AM09	CFELEC 4.875 24	01/2024	USD	3.01	Baa1		NEG	BBB-		STABLE	BBB	BBB	NEG
USP16259AK29	BBVASM 4.375 24	04/2024	USD	2.61	Baa1		NEG	BBB					
XS1731106347	CEMEX 2.75 24	12/2024	EUR	0.00				WD		POS	NR	BB	POS
US91087BAA89	MEX 3.6 25	01/2025	USD	2.17	Baa1	Baa1	NEG	BBB-		STABLE	BBB	BBB	NEG
XS0213101073	PEMEX 5.5 25	02/2025	EUR	3.88	Ba3	Ba3	NEG	BB-u		STABLE	BBB	BBB	NEG
XS1824425182	PEMEX 3.625 25	11/2025	EUR	4.48	Ba3	Ba3	NEG	BB-u		STABLE	BBB	BBB	NEG
XS1172951508	PEMEX 2.75 27	04/2027	EUR	5.58	Ba3	Ba3	NEG	BB-u		STABLE	BBB	BBB	NEG
XS1568888777	PEMEX 4.875 28	02/2028	EUR	6.02	Ba3	Ba3	NEG	BB-u		STABLE	BBB	BBB	NEG
XS1824424706	PEMEX 4.75 29	02/2029	EUR	6.23	Ba3	Ba3	NEG	BB-u		STABLE	BBB	BBB	NEG
US91086QBF46	MEX 4.6 46	01/2046	USD	4.98	Baa1	Baa1	NEG	BBB-		STABLE	BBB	BBB	NEG
XS1218289103	MEX 4 2115	03/2115	EUR	4.34	Baa1	Baa1	NEG	BBB-		STABLE	BBB	BBB	NEG
<b>BRAZIL</b>													
US105756AR10	BRAZIL 8.875 24	04/2024	USD	1.49	Ba2	Ba2	STABLE	BB-		NEG	BB-	BB-	STABLE
USP1905CAE05	BRFSBZ 4.75 24	05/2024	USD	3.96	Ba2		POS	BB		STABLE	BB	BB	STABLE
US105756BV13	BRAZIL 4.25 25	01/2025	USD	2.72	Ba2	Ba2	STABLE	BB-		NEG	BB-	BB-	STABLE
US105756AE07	BRAZIL 10.125 27	05/2027	USD	3.54	Ba2	Ba2	STABLE	BB-		NEG	BB-	BB-	STABLE
US105756BB58	BRAZIL 8.25 34	01/2034	USD	5.47	Ba2	Ba2	STABLE	BB-		NEG	BB-	BB-	STABLE
<b>UNITED STATES</b>													
GT2	T 1.5 24	02/2024	USD	1.94	pplicable		STABLE	pplicable		NEG	pplicable	AA+u	STABLE
USU12763AD75	CEMEX 6 24	04/2024	USD	0.00				WD			NR		
GT3	T 1.75 25	03/2025	USD	2.14	pplicable		STABLE	pplicable		NEG	pplicable	AA+u	STABLE
GT5	T 1.875 27	02/2027	USD	2.14	pplicable		STABLE	pplicable		NEG	pplicable	AA+u	STABLE
GT10	T 1.875 32	02/2032	USD	2.15	pplicable		STABLE	pplicable		NEG	pplicable	AA+u	STABLE
GT30	T 2.25 52	02/2052	USD	2.42	pplicable		STABLE	pplicable		NEG	pplicable	AA+u	STABLE
<b>BRITISH VIRGIN</b>													
USG21895AC44	CNPCCH 5.95 41	04/2041	USD	4.37	A2		STABLE	A+			A		
<b>SOUTH AFRICA</b>													
XS0809571739	SAFTRA 4 22	07/2022	USD	6.48	Ba3		NEG	WD			BB- *-	BB- *-	
US836205AQ75	SOAF 4.665 24	01/2024	USD	3.02	Ba2	Ba2	NEG	BB-		STABLE	BB-	BB-	STABLE
XS1187065443	ESKOM 7.125 25	02/2025	USD	8.27	Caa2	Caa2	NEG			STABLE	CCC+	CCC+	NEG
US836205AR58	SOAF 5.875 25	09/2025	USD	3.73	Ba2	Ba2	NEG	BB-		STABLE	BB-	BB-	STABLE
US836205AS32	SOAF 5.375 44	07/2044	USD	6.25	Ba2	Ba2	NEG	BB-		STABLE	BB-	BB-	STABLE
<b>LUXEMBOURG</b>													
USP98088AA83	VOTORA 7.25 41	04/2041	USD	5.41	Baa3		STABLE	BBB-			BBB-		
<b>GEORGIA</b>													
XS0800346362	GRAIL 7.75 22	07/2022	USD	0.06				WD		STABLE	NR	B+	POS
<b>KAZAKHSTAN</b>													
XS1120709669	KAZAKS 3.875 24	10/2024	USD	3.73	Baa2	(P)Baa2	STABLE	BBB		STABLE	BBB-	BBB-	STABLE
XS1263054519	KAZAKS 5.125 25	07/2025	USD	4.13	Baa2	(P)Baa2	STABLE	BBB		STABLE	BBB-	BBB-	STABLE
XS1120709826	KAZAKS 4.875 44	10/2044	USD	5.25	Baa2	(P)Baa2	STABLE	BBB		STABLE	BBB-	BBB-	STABLE
XS1263139856	KAZAKS 6.5 45	07/2045	USD	5.66	Baa2	(P)Baa2	STABLE	BBB		STABLE	BBB-	BBB-	STABLE
<b>NETHERLANDS</b>													
US71647NAF69	PETBRA 4.375 23	05/2023	USD	0.00	Ba1		STABLE	WD			NR	BB-	STABLE
US71647NAM11	PETBRA 6.25 24	03/2024	USD	3.07	Ba1		STABLE	BB-			BB-	BB-	STABLE
XS0982711714	PETBRA 4.75 25	01/2025	EUR	2.27	Ba1		STABLE	BB-			BB-	BB-	STABLE
XS1813724603	TEVA 4.5 25	03/2025	EUR	4.57	Ba2		STABLE	BB-u			BB-		
XS1211044075	TEVA 1.875 27	03/2027	EUR	4.88	Ba2		STABLE	BB-u			BB-		
XS1706923148	FCFIN 7.25 27	11/2027	USD	7.68	B2		NEG	B-		NEG			
XS1439749364	TEVA 1.625 28	10/2028	EUR	5.06	Ba2		STABLE	BB-u			BB-		

Moody's	S&P	Fitch	Açıklama
---------	-----	-------	----------



## Kredi Notları -Türk ve Yurtdışı Devlet ve Özel Sektör Eurotahvilleri

İŞ YATIRIM



[Rapor Terimlerini Açıklayıcı Doküman](#)

Ülke ve Şirket Görünüm & Notları					Moody's			Fitch			S&P		
ISIN	Ticker	Vade ↓	Kur	Getiri (%)	Rating	Uzun Dönem YP	Görünüm	Rating	Uzun Dönem YP	Görünüm	Rating	Uzun Dönem YP	Görünüm
0													

Moody's S&P

Fitch

Açıklama





## Diğer Göstergeler

İŞ YATIRIM 

[Rapor Terimlerini Açıklayıcı Doküman](#)

GOÜ Tahvil Perf.2Y Rates			
Ülke	21/03	18/03	1G Δ
Çek	4.32	4.32	▼ 0.00
Cin	2.26	2.24	▲ 0.01
G. Kore	2.08	2.05	▲ 0.02
G.Afrika	6.61	6.59	▲ 0.00
Hindistan	5.24	5.24	▲ 0.00
Macaristan	6.07	6.10	▼ 0.00
Meksika	8.27	8.35	▼ -0.01
Polonya	4.92	4.97	▼ -0.01
Rusya	14.51	14.51	▲ 0.00
Singapur	1.56	1.53	▲ 0.02
Tayland	0.77	0.76	▲ 0.01

Türkiye Cross Cur. Swap (USD↔TRY / Rate%)			
Vade	21/03	18/03	1G Δ
1 Yıl	38.97	38.97	▼ 0%
2 Yıl	37.01	37.01	▲ 0%
3 Yıl	35.75	35.75	▼ 0%
4 Yıl	34.40	34.40	▲ 0%
5 Yıl	33.42	33.42	▼ 0%
6 Yıl	32.15	32.27	▼ -12%
7 Yıl	32.40	32.40	▼ 0%
8 Yıl	31.40	31.40	▲ 0%
9 Yıl	30.51	30.34	▲ 17%
10 Yıl	30.03	30.03	▲ 0%

Gelişmiş Ülkeler 2y			
2Y Faiz(%)			
Ülke	21/03	18/03	Değişim BPS
ABD	1.94	1.94	▲ -0.03
Almanya	-0.35	-0.35	▲ -0.35
İngiltere	1.20	1.29	▼ -8.80
Fransa	-0.29	-0.29	▲ -0.27
İspanya	-0.01	0.01	▲ -1.89
İtalya	0.08	0.10	▼ -2.14
Türkiye	25.29	25.20	▲ 9.00

Cross Currency Swap (5yr)			
Ülke	21/03	18/03	1G Δ
Çin	2.95	3.38	▼ -13%
Macaristan	5.21	5.07	▲ 3%
G.Kore	1.66	1.66	▲ 0%
Rusya	30.80	30.80	▼ 0%
Tayland	1.67	1.64	▲ 2%
Türkiye	33.42	33.42	▼ 0%

Gelişmiş Ülkeler 10y			
10Y Faiz(%)			
Ülke	21/03	18/03	Değişim BPS
ABD	2.15	2.19	▲ -3.91
Almanya	0.37	0.38	▼ -1.20
İngiltere	1.49	1.56	▼ -6.74
Fransa	0.83	0.83	▲ -0.66
İspanya	1.32	1.33	▲ -1.02
İtalya	1.89	1.90	▼ -1.10
Türkiye	26.42	26.35	▲ 7.00



## İletişim Bilgileri

**SGMK Yurtiçi Piyasalar**

Serhat Devecioğlu  
sdevecioğlu@isyatirim.com.tr

Evrin Erten Başar  
ebasar@isyatirim.com.tr

Burak Seçkin  
bseckin@isyatirim.com.tr

**Araştırma**

Emre Sezan, CFA  
esezan@isyatirim.com.tr

Ahmet Toker  
atoker@isyatirim.com.tr

**Eurotahviller**

Pinar Ozyuksel  
pozyuksel@isyatirim.com.tr

Tolga Murat  
tmurat@isyatirim.com.tr

Ceyhun Erdel  
cerdel@isyatirim.com.tr

Sarp Kavrar  
skavrar@isyatirim.com.tr

Oguzhan Avsaroglu  
oavsaroglu@isyatirim.com.tr

Kağan Yeşilova  
kyesilova@isyatirim.com.tr

[Rapor Terimlerini Açıklayıcı Doküman](#)

<https://www.isyatirim.com.tr/tr-tr/analiz/Sayfalar/sgmk.aspx>



Burada yer alan bilgiler İş Yatırım Menkul Değerler A.Ş. tarafından bilgilendirme amacı ile hazırlanmıştır. Yatırım bilgi, yorum ve tavsiyeleri yatırım danışmanlığı kapsamında değildir. Yatırım danışmanlığı hizmeti; aracı kurumlar, portföy yönetim şirketleri, mevduat kabul etmeyen bankalar ile müşteri arasında imzalanacak yatırım danışmanlığı sözleşmesi çerçevesinde sunulmaktadır. Burada yer alan yorum ve tavsiyeler, yorum ve tavsiyede bulunanların kişisel görüşlerine dayanmaktadır. Herhangi bir yatırım aracının alım-satım önerisi ya da getiri vaadi olarak yorumlanmamalıdır. Bu görüşler mali durumunuz ile risk ve getiri tercihlerinize uygun olmayabilir. Bu nedenle, sadece burada yer alan bilgilere dayanarak yatırım kararı verilmesi beklentilerinize uygun sonuçlar doğurmayabilir.

Burada yer alan fiyatlar, veriler ve bilgilerin tam ve doğru olduğu garanti edilemez; içerik, haber verilmeksizin değiştirilebilir. Tüm veriler, İş Yatırım Menkul Değerler A.Ş. tarafından güvenilir olduğuna inanılan kaynaklardan alınmıştır. Bu kaynakların kullanılması nedeni ile ortaya çıkabilecek hatalardan İş Yatırım Menkul Değerler A.Ş. sorumlu değildir.

Bu içeriğe ilişkin tüm telif hakları İş Yatırım Menkul Değerler A.Ş.'ye aittir. Bu içerik, açık iznimiz olmaksızın başkaları tarafından herhangi bir amaçla, kısmen veya tamamen çoğaltılamaz, dağıtılamaz, yayımlanamaz veya değiştirilemez.