

Türk Eurotahvilleri

İŞ YATIRIM

[Rapor Terimlerini Açıklayıcı Doküman](#)

Tanım	Enstrüman	Kupon	Vade ↕	İhraç Büyüklüğü (milyar)	Son	Alış Fiyatı	Satış Fiyatı	Birikmiş Faiz	Alış Getiri (%)	Satış Getiri (%)	Minimum İşlem	Fiyat Performansı		Dur.	Payment Rank
												1A(Δ %)	1Y(Δ %)		

*Vadelerine göre sıralanmıştır.

USD Cinsinden

Devlet Eurotahvilleri

US900123BY51	TURKEY 5.125 22	5.13	25/03/22	1,000	100.12	99.86	100.38	2.55	53.52	-128.98	200,000	-0.15	0.37	0.003	Sr Unsecured
XS1684378208	EXCRTU 4.25 22	4.25	18/09/22	500	99.95	99.53	100.37	0.08	5.26	3.46	200,000	-0.57	1.75	0.471	Sr Unsecured
US900123BZ27	TURKEY 6.25 22	6.25	26/09/22	2,500	100.91	100.55	101.27	3.11	5.13	3.67	200,000	-0.82	0.31	0.477	Sr Unsecured
US900123CA66	TURKEY 3.25 23	3.25	23/03/23	1,500	98.13	97.80	98.45	0.02	5.55	4.87	200,000	-0.97	2.37	0.961	Sr Unsecured
XS1496463297	EXCRTU 5.375 23	5.38	24/10/23	500	98.19	97.71	98.67	2.25	6.92	6.27	200,000	-1.68	0.15	1.454	Sr Unsecured
US900123CR91	TURKEY 7.25 23	7.25	23/12/23	2,000	101.44	101.03	101.85	1.85	6.61	6.11	200,000	-1.56	-1.73	1.592	Sr Unsecured
XS1917720911	EXCRTU 8.25 24	8.25	24/01/24	500	102.54	102.20	102.87	1.40	6.94	6.55	200,000	-1.51	-1.74	1.661	Sr Unsecured
US900123CF53	TURKEY 5.75 24	5.75	22/03/24	2,500	98.06	97.60	98.52	0.05	7.06	6.55	200,000	-1.51	-1.17	1.846	Sr Unsecured
XS1814962582	EXCRTU 6.125 24	6.13	03/05/24	500	98.21	97.81	98.61	2.42	7.26	6.84	200,000	-2.09	-0.03	1.893	Sr Unsecured
US900123CV04	TURKEY 6.35 24	6.35	10/08/24	2,250	98.29	97.83	98.75	0.79	7.36	6.93	200,000	-1.90	-2.06	2.148	Sr Unsecured
US900123CW86	TURKEY 5.6 24	5.60	14/11/24	2,500	96.12	95.65	96.59	2.04	7.45	7.04	200,000	-1.86	-1.63	2.349	Sr Unsecured
US900123AW05	TURKEY 7.375 25	7.38	05/02/25	3,250	100.15	99.78	100.51	1.02	7.46	7.17	2,000	-1.64	-2.98	2.515	Sr Unsecured
US900123CX69	TURKEY 4.25 25	4.25	13/03/25	2,000	92.38	91.90	92.86	0.14	7.34	6.96	200,000	-1.34	-0.31	2.711	Sr Unsecured
US900123CZ18	TURKEY 6.375 25	6.38	14/10/25	2,500	96.64	96.17	97.11	2.85	7.63	7.31	200,000	-1.52	-2.11	3.024	Sr Unsecured
US900123DB31	TURKEY 4.75 26	4.75	26/01/26	1,750	90.99	90.75	91.24	0.78	7.57	7.41	200,000	-1.32	-1.81	3.380	Sr Unsecured
US900123CJ75	TURKEY 4.25 26	4.25	14/04/26	1,500	88.58	88.09	89.06	1.90	7.73	7.42	200,000	-1.66	-1.99	3.532	Sr Unsecured
XS2332876106	EXCRTU 5.75 26	5.75	06/07/26	750	91.19	90.96	91.42	1.26	8.30	8.16	200,000	-3.78		3.631	Sr Unsecured
US900123CK49	TURKEY 4.875 26	4.88	09/10/26	3,000	88.62	88.13	89.11	2.25	8.05	7.77	200,000	-1.80	-3.45	3.842	Sr Unsecured
US900123CL22	TURKEY 6 27	6.00	25/03/27	3,250	91.42	90.94	91.90	0.00	8.25	8.00	200,000	-2.30	-4.09	4.189	Sr Unsecured
US900123CP36	TURKEY 5.125 28	5.13	17/02/28	2,000	86.33	85.94	86.72	0.54	8.18	7.99	200,000	-1.92	-4.29	4.866	Sr Unsecured
US900123CQ19	TURKEY 6.125 28	6.13	24/10/28	2,750	89.33	88.95	89.72	2.57	8.34	8.17	200,000	-2.37	-5.23	5.079	Sr Unsecured
US900123CT57	TURKEY 7.625 29	7.63	26/04/29	3,000	95.78	95.30	96.26	3.16	8.52	8.33	200,000	-2.66	-5.85	5.172	Sr Unsecured
US900123AL40	TURKEY 11.875 30	11.88	15/01/30	1,500	118.93	118.36	119.51	2.31	8.59	8.41	1,000	-3.12	-7.92	5.199	Sr Unsecured
US900123CY43	TURKEY 5.25 30	5.25	13/03/30	2,000	82.52	82.04	82.99	0.18	8.39	8.20	200,000	-2.28	-5.42	6.177	Sr Unsecured
US900123DA57	TURKEY 5.95 31	5.95	15/01/31	2,250	84.37	83.91	84.83	1.16	8.59	8.42	200,000	-1.97	-6.45	6.425	Sr Unsecured
US900123DC14	TURKEY 5.875 31	5.88	26/06/31	1,750	83.44	82.96	83.91	1.45	8.58	8.41	200,000	-2.44	-6.99	6.645	Sr Unsecured
US900123DD96	TURKEY 6.5 33	6.50	20/09/33	1,500	85.31	84.86	85.76	0.09	8.60	8.46	200,000	-2.24		7.629	Sr Unsecured
US900123AT75	TURKEY 8 34	8.00	14/02/34	1,500	97.57	97.06	98.07	0.91	8.39	8.26	2,000	-1.60	-5.37	7.449	Sr Unsecured
US900123AY60	TURKEY 6.875 36	6.88	17/03/36	2,750	86.82	86.29	87.35	0.15	8.58	8.43	2,000	-2.49	-6.23	8.440	Sr Unsecured
US900123BB58	TURKEY 7.25 38	7.25	05/03/38	1,000	89.09	88.58	89.60	0.40	8.58	8.45	2,000	-2.93	-6.85	8.893	Sr Unsecured
US900123BG46	TURKEY 6.75 40	6.75	30/05/40	2,000	81.66	81.13	82.19	2.16	8.86	8.72	100,000	-3.85	-8.75	9.257	Sr Unsecured
US900123BJ84	TURKEY 6 41	6.00	14/01/41	3,000	76.03	75.48	76.59	1.18	8.66	8.52	200,000	-2.80	-7.48	9.814	Sr Unsecured
US900123CB40	TURKEY 4.875 43	4.88	16/04/43	3,000	69.60	69.13	70.06	2.15	7.91	7.79	200,000	-0.80	-6.19	10.965	Sr Unsecured
US900123CG37	TURKEY 6.625 45	6.63	17/02/45	3,000	80.40	79.90	80.91	0.70	8.66	8.54	200,000	-1.40	-8.58	10.352	Sr Unsecured
US900123CM05	TURKEY 5.75 47	5.75	11/05/47	3,500	72.47	72.02	72.92	2.14	8.45	8.34	200,000	-0.77	-8.35	10.842	Sr Unsecured

Türk Eurotahvilleri

İŞ YATIRIM

[Rapor Terimlerini Açıklayıcı Doküman](#)

Tanım	Enstrüman	Kupon	Vade ↕	İhraç Büyüklüğü (milyar)	Son	Alış Fiyatı	Satış Fiyatı	Birikmiş Faiz	Alış Getiri (%)	Satış Getiri (%)	Minimum İşlem	Fiyat Performansı		Dur.	Payment Rank
												1A(Δ %)	1Y(Δ %)		
Sukuk															
XS1586385178	TURKSK 5.004 23	5.00	06/04/23	1,250	100.17	99.87	100.48	2.35	5.14	4.52	200,000	-0.56	-0.35	0.971	Sr Unsecured
XS1141043296	TURKSK 4.489 24	4.49	25/11/24	1,000	96.07	95.79	96.35	1.48	6.22	5.99	200,000	-1.56	-2.60	2.429	Sr Unsecured
XS2351109116	TURKSK 5.125 26	5.13	22/06/26	2,500	93.23	93.00	93.47	1.32	7.06	6.93	200,000	-2.46		3.670	Sr Unsecured
XS2441287773	TURKSK 7.25 27	7.25	24/02/27	3,000	99.73	99.35	100.12	0.62	7.41	7.22	200,000	-0.71		4.047	Sr Unsecured
Özel Sektör Eurotahvilleri															
Finansal Kuruluşlar															
XS1508390090	ISCTR 5.5 22	5.50	21/04/22	600	100.33	99.92	100.74	2.35	6.50	-4.63	200,000	-0.20	-0.11	0.072	Sr Unsecured
XS1605397394	TCZIRA 5.125 22	5.13	03/05/22	600	100.16	99.82	100.50	2.02	6.72	0.38	200,000	-0.46	0.31	0.105	Sr Unsecured
XS1613091500	QNBFB 4.875 22	4.88	19/05/22	750	100.25	99.92	100.57	1.71	5.34	1.04	200,000	-0.31	-0.07	0.149	Sr Unsecured
XS1622626379	VAKBN 5.625 22	5.63	30/05/22	500	100.33	100.10	100.55	1.80	4.97	2.51	200,000	-0.36	0.63	0.179	Sr Unsecured
USM8931TAF68	GARAN 5.25 22	5.25	13/09/22	750	100.31	99.96	100.67	0.18	5.33	3.79	200,000	-1.05	0.11	0.457	Sr Unsecured
USM0375YAK49	AKBNK 5 22	5.00	24/10/22	500	100.46	100.10	100.83	2.10	4.81	3.55	150,000	-0.44	0.35	0.557	Sr Unsecured
XS0847042024	ISCTR 6 22	6.00	24/10/22	1,000	99.99	99.48	100.50	2.52	6.91	5.10	200,000	-0.79	0.89	0.550	Subordinated
XS0849728190	VAKBN 6 22	6.00	01/11/22	672	99.91	99.42	100.39	2.40	6.99	5.32	200,000	-0.67	1.13	0.568	Subordinated
XS0861979440	YKBNK 5.5 22	5.50	06/12/22	1,000	100.08	99.61	100.55	1.67	6.07	4.67	200,000	-0.26	1.40	0.666	Subordinated
XS1750996206	TSKBTI 5.5 23	5.50	16/01/23	350	100.36	100.06	100.66	1.05	5.41	4.65	200,000	-0.76	1.54	0.775	Sr Unsecured
XS1711581337	FCFIN 6 23	6.00	25/01/23	300	98.63	97.84	99.41	1.00	8.73	6.72	200,000	-2.02	-1.24	0.788	Sr Unsecured
XS1760780731	VAKBN 5.75 23	5.75	30/01/23	650	100.52	100.32	100.72	0.88	5.35	4.86	200,000	-0.93	1.25	0.813	Sr Unsecured
XS1576037284	GARAN 5.875 23	5.88	16/03/23	500	101.00	100.74	101.26	0.15	5.08	4.54	200,000	-1.10	-0.27	0.938	Sr Unsecured
XS1788516679	YKBNK 6.1 23	6.10	16/03/23	500	101.05	100.72	101.37	0.15	5.33	4.65	200,000	-1.22	0.79	0.937	Sr Unsecured
XS1691349010	TCZIRA 5.125 23	5.13	29/09/23	500	98.01	97.52	98.50	2.51	6.88	6.18	200,000	-1.22	0.11	1.391	Sr Unsecured
XS1003016018	ISCTR 7.85 23	7.85	10/12/23	400	101.31	100.60	102.02	2.29	7.46	6.57	200,000	-1.74	-0.78	1.545	Subordinated
XS1970705528	VAKBN 8.125 24	8.13	28/03/24	600	101.83	101.59	102.07	3.99	7.26	7.00	200,000	-1.94	-1.80	1.760	Sr Unsecured
XS1578203462	ISCTR 6.125 24	6.13	25/04/24	1,250	98.75	98.21	99.28	2.55	7.06	6.50	200,000	-1.86	0.68	1.874	Sr Unsecured
XS1634372954	YKBNK 5.85 24	5.85	21/06/24	500	98.13	97.57	98.69	1.53	7.04	6.48	200,000	-2.06	-0.01	2.030	Sr Unsecured
XS1959391019	QNBFB 6.875 24	6.88	07/09/24	650	103.68	103.31	104.05	0.34	5.41	5.09	200,000	-1.63	0.24	2.234	Sr Unsecured
XS1958649854	YKBNK 8.25 24	8.25	15/10/24	500	103.16	102.87	103.45	3.67	7.00	6.76	200,000	-2.00	-1.33	2.204	Sr Unsecured
XS2100270508	TSKBTI 6 25	6.00	23/01/25	400	95.77	95.26	96.27	1.03	7.90	7.48	200,000	-2.04	-0.79	2.515	Sr Unsecured
XS2112797290	VAKBN 5.25 25	5.25	05/02/25	750	93.06	92.54	93.58	0.73	8.23	7.80	200,000	-2.87	-1.25	2.565	Sr Unsecured
XS1210422074	AKBNK 5.125 25	5.13	31/03/25	500	93.33	92.75	93.87	2.49	7.87	7.43	200,000	-3.07	-2.59	2.649	Sr Unsecured
XS2266963003	VAKBN 6.5 26	6.50	08/01/26	750	94.80	94.23	95.37	1.39	8.30	7.93	200,000	-2.49	-1.37	3.227	Sr Unsecured
XS2281369301	TSKBTI 5.875 26	5.88	14/01/26	350	92.57	92.03	93.12	1.16	8.36	8.01	200,000	-2.80	-2.32	3.273	Sr Unsecured
XS2131335270	AKBNK 6.8 26	6.80	06/02/26	500	96.75	96.22	97.28	0.93	7.95	7.62	200,000	-2.64	-2.41	3.296	Sr Unsecured
XS2274089288	TCZIRA 5.375 26	5.38	02/03/26	600	91.97	91.48	92.47	0.34	7.94	7.63	200,000	-2.00	-1.04	3.436	Sr Unsecured
XS2386558113	VAKBN 5.5 26	5.50	01/10/26	500	90.12	89.78	90.46	2.89	8.26	8.06	200,000	-3.49		3.753	Sr Unsecured
XS1574750292	AKBNK 7.2 27	7.20	16/03/27	500	99.45	98.81	100.08	0.00	232.93	-83.90	200,000	-0.71	3.92	4.109	Subordinated
XS1584113184	TSKBTI 7.625 27	7.63	29/03/27	300	99.76	99.21	100.32	3.73	76.74	-20.44	200,000	-0.45	2.51	0.011	Subordinated

*Vadelerine göre sıralanmıştır.

Türk Eurotahvilleri

Tanım	Enstrüman	Kupon	Vade ↕	İhraç Büyüklüğü (milyar)	Son	Alış Fiyatı	Satış Fiyatı	Birikmiş Faiz	Alış Getiri (%)	Satış Getiri (%)	Minimum İşlem	Fiyat Performansı		Dur.	Payment Rank
												1A(Δ %)	1Y(Δ %)		

*Vadelerine göre sıralanmıştır.

EUR Cinsinden

Devlet Eurotahvilleri

XS1057340009	TURKEY 4.125 23	4.13	11/04/23	1,000	101.34	100.85	101.84	3.93	3.29	2.32	100,000	-0.21	1.60	0.980	Sr Unsecured
XS1843443356	TURKEY 4.625 25	4.63	31/03/25	1,250	99.61	99.45	99.77	4.55	4.83	4.71	100,000	0.06	-0.42	2.633	Sr Unsecured
XS1629918415	TURKEY 3.25 25	3.25	14/06/25	1,000	95.51	95.08	95.94	2.53	4.93	4.63	100,000	-0.16	0.81	2.893	Sr Unsecured
XS1909184753	TURKEY 5.2 26	5.20	16/02/26	1,500	99.21	98.76	99.66	0.53	5.56	5.29	100,000	-0.59	-0.75	3.425	Sr Unsecured
XS2361850527	TURKEY 4.375 27	4.38	08/07/27	1,500	92.53	91.96	93.09	3.12	6.20	5.93	100,000	-1.63		4.396	

Özel Sektör Eurotahvilleri

Finansal Kuruluşlar

XS2346972263	ACKAF 3 26	3.00	27/05/26	350	92.79	92.43	93.16	2.48	5.05	4.85	100,000	-4.55		3.692	Sr Unsecured

Yen Cinsinden

Devlet Eurotahvilleri

JP579200AEM8	TURKEY 1.05 24	1.05	25/09/24	100,000	99.10	99.10	99.10	0.01	1.43	1.43	100,000,000	-0.25	-0.62	2.407	Sr Unsecured
--------------	----------------	------	----------	---------	-------	-------	-------	------	------	------	-------------	-------	-------	-------	--------------

Devlet İç Borçlanma Senetleri

İŞ YATIRIM



Rapor Terimleri

Tanım	Kpn%	Vade Tarihi ↕	İhraç Tarihi	Vadeye kalan	İhrac (mn TL)	Hacim (mnTL)			Aynı Gün Valörlü Son İşlem Tarihi	Son Temiz Fiyat	Birikmiş Faiz	Basit Faiz	Bileşik Faiz (%)	Faiz Değ.(Δbp)			3ay Bant				Dur.	Konv.	PVBP * 100
						1G	Toplam	3A St.dev						1G	1H	3A	Min(%)	Mak(%)	Ort(%)	Z-skor			
İskontolu Tahviller																							
TRT130422T13		13/04/22	20/01/21	1 m	2.54	0.00	13.85	1.25	18/03/22								15.66	21.48	17.70				
TRT150622T19		15/06/22	05/05/21	3 m	13.25	0.62	130.61	2.30	23/03/22	96.491		15.80	16.79	-34	-20	-404	15.78	22.84	18.24	-0.63	0.21	0.00	0.21
TRT071222T11		07/12/22	10/11/21	9 m	5.00	20.07	27.60	1.56	22/03/22	87.258		20.50	21.09	-7	-17	-50	17.15	22.47	19.72	0.88	0.65	0.01	0.54
TRT250123T11		25/01/23	12/01/22	10 m	9.01	0.42	52.10	1.77	22/03/22	84.087		22.50	22.88	11	41		18.47	23.91	20.98	1.07	0.76	0.01	0.60

Sabit Kuponlu Tahviller

TRT040522T13	4.50	04/05/22	06/05/20	1 m	20.61	12.33	552.42	2.33	23/03/22	99.285	3.49	14.97	16.00	-2	17	-501	15.09	27.28	17.81	-0.77	0.10	0.00	0.11
TRT170822T15	5.35	17/08/22	23/08/17	5 m	15.30	2.47	143.82	1.98	23/03/22	97.750	1.06	16.52	17.34		-1	-429	16.06	22.98	18.91	-0.79	0.37	0.00	0.37
TRT140922T17	4.25	14/09/22	26/09/12	6 m	10.77	0.96	166.95	1.79	23/03/22	96.000	0.19	17.54	18.34	-15	-51	-247	16.50	22.92	19.17	-0.46	0.44	0.00	0.42
TRT091122T10	6.95	09/11/22	11/11/20	8 m	14.12	22.43	47.75	1.63	22/03/22	96.900	5.08	19.19	20.11	22	-1		17.02	23.08	19.38	0.44	0.55	0.01	0.56
TRT180123T10	6.10	18/01/23	24/01/18	10 m	21.03	37.10	335.90	1.60	23/03/22	92.900	2.15	21.98	23.19	36	79	112	17.64	24.02	21.02	1.35	0.71	0.01	0.68
TRT080323T10	3.55	08/03/23	20/03/13	12 m	16.99	6.57	73.20	1.92	18/03/22	87.325	0.23	22.26	23.50	26	58	107	17.62	24.63	20.62	1.50	0.85	0.01	0.75
TRT140623T19	8.10	14/06/23	20/06/18	15 m	23.34	0.00	88.20	2.09	22/03/22		4.36						17.62	24.49	20.82		1.00	0.02	0.97
TRT200923T18	8.60	20/09/23	22/09/21	18 m	28.07	208.22	680.29	1.74	23/03/22	91.100	0.05	24.66	26.18	56	114	361	17.82	26.18	22.32	2.23	1.23	0.02	1.12
TRT270923T11	4.40	27/09/23	09/10/13	18 m	12.93	4.32	13.77	2.41	21/03/22	81.400	4.21	24.11	25.56	2			17.70	25.59	20.55	2.08	1.24	0.02	1.06
TRT181023T19	10.05	18/10/23	24/10/18	19 m	8.21	25.71	63.34	2.63	18/03/22	94.280	8.39	24.64	26.16	54			18.09	26.16	21.04	1.95	1.18	0.02	1.22
TRT200324T13	5.20	20/03/24	02/04/14	24 m	7.59	0.39	21.66	2.61	23/03/22	78.000	0.03	25.05	26.62	45		168	17.74	26.62	20.79	2.23	1.64	0.04	1.27
TRT240724T15	4.50	24/07/24	06/08/14	28 m	19.47	1.83	21.92	2.61	23/03/22	71.500	1.41	25.95	27.63	129	153	317	18.18	27.63	22.22	2.07	1.87	0.05	1.36
TRT120325T12	4.00	12/03/25	25/03/15	36 m	18.87	1.93	165.12	2.43	23/03/22	64.000	0.18	26.13	27.84	62		331	18.81	27.84	22.52	2.19	2.35	0.07	1.48
TRT011025T16	6.30	01/10/25	07/10/20	43 m	41.92	319.59	1086.60	1.74	23/03/22	69.200	5.85	26.55	28.31	95	201	428	19.54	28.31	23.67	2.66	2.34	0.08	1.73
TRT110226T13	5.30	11/02/26	24/02/16	47 m	24.88	57.07	696.80	1.82	23/03/22	62.500	1.05	26.60	28.37	114	207	385	19.57	28.37	23.76	2.54	2.76	0.10	1.72
TRT020926T17	8.45	02/09/26	08/09/21	54 m	29.02	90.59	391.09	1.85	23/03/22	75.350	0.70	26.66	28.44	80	205	360	19.81	28.44	24.28	2.25	2.77	0.11	2.07
TRT240227T17	5.50	24/02/27	08/03/17	60 m	16.11	0.90	17.22	2.26	23/03/22	59.000	0.66	26.28	28.01	67	166	322	19.31	28.01	23.58	1.96	3.21	0.14	1.91
TRT110827T16	5.25	11/08/27	23/08/17	66 m	18.79	1.72	55.43	1.99	23/03/22	56.250	1.04	26.00	27.69	73	170	300	19.27	27.69	23.53	2.09	3.36	0.16	1.88
TRT080328T15	6.20	08/03/28	21/03/18	73 m	10.59	29.81	59.65	2.21	23/03/22	60.500	0.27	25.67	27.32	68	134	292	19.25	27.32	23.22	1.86	3.45	0.17	2.06
TRT131130T14	5.85	13/11/30	25/11/20	105 m	36.99	473.37	1584.92	1.74	23/03/22	51.250		26.14	27.85	104	178	446	19.68	27.85	23.24	2.64			

Değişken Faizli Tahviller

TRT200422T14	8.86	20/04/22	29/04/15	1 m	12.60	0.01	10.78		23/03/22	100.125	7.55										0.13	0.00	0.08
TRT050624T19	8.93	05/06/24	14/06/17	27 m	12.74	0.00	4.20		30/11/21		7.44										0.38	0.01	0.03
TRT020725T10	8.99	02/07/25	11/07/18	40 m	2.83	0.55	0.74		31/12/19	100.000	10.00										0.40	0.01	0.02
TRT060825T15	10.24	06/08/25	15/08/18	41 m	18.08	30.96	121.05		22/03/22	100.600	2.36										0.53	0.01	0.37
TRT041126T11	8.89	04/11/26	13/11/19	56 m	17.50	1.02	11.73		31/12/21	100.000	2.64										0.54	0.01	0.34

Özel Sektör Tahvilleri (TL)

Kodu	Enstrüman	Kpn	Vade ↑	İhraç T.	Kpn Sıklık	Bir son. kupon t.	Toplam İhrac	Aynı Gün Valörlü Son İşlem Tarihi	Temiz Fiyat	Birikmiş Faiz	Getiri (%)	FaizΔ Son İki İşgünü Arası			Fiyat Değ.			Hacim Ort.		Dur.	Konv.	PVBP * 100			
												1G(Δ)	1H(Δ)	3A(Δ)	1G(Δ)	1H(Δ)	3A(Δ)	1H	3A						
Özkaynak Hes.Dahil Borç.Araçları																									
TRSTISB72712	Türkiye İş Bankası A.Ş.		27/07/27	08/08/17			1100.00	15/02/22	101.000									-10			0.19	4.09			
TRSVKFB92719	Türkiye Vakıflar Bankası		06/09/27	18/09/17			525.00	23/03/22													2.79	1.35			
TRSTHALE2716	Türkiye Halk Bankası A.		22/10/27	20/10/17			1000.00	27/01/22	100.500	0.99								0			0.21	1.48			
TRSSKBA2716	Şekerbank T.A.Ş.		10/12/27	22/12/17			300.00	07/03/22	90.000									-6			1.80	1.55			
TRSSKBK52818	Şekerbank T.A.Ş.		11/05/28	24/05/18			150.00	27/09/21	100.000	0.64										0.28	0.81			0.053	
TRSTHAL62811	Türkiye Halk Bankası A.		04/07/28	03/07/18			1950.00	17/02/20	99.957	1.85	15									0.15	0.01				
TRSTHAL92826	Türkiye Halk Bankası A.		13/09/28	26/09/18			2979.80																		
TRSEXIM92818	Türkiye İhracat Kredi B		14/09/28	27/09/18			2901.76																		
TRSFIBA10016	Fibabanka A.Ş.		12/03/29	20/03/19			100.00																		
TRSTISB62911	Türkiye İş Bankası A.Ş.		06/06/29	19/06/19			800.00	18/03/22													0.57	0.88			
TRSYKKB62914	Yapı Ve Kredi Bankası A		20/06/29	03/07/19			500.00	18/03/22													1.99	0.40			
TRSTISB92918	Türkiye İş Bankası A.Ş.		13/09/29	26/09/19			350.00	18/03/22													0.02	0.27			
TRSVKFB92925	Türkiye Vakıflar Bankası		14/09/29	27/09/19			725.00	07/01/22	108.500	0.75							1				2.54	0.34			4.869
TRSYKKB92911	Yapı Ve Kredi Bankası A		20/09/29	03/10/19			300.00	11/03/22													0.45	0.03			
TRSGRANE2915	Türkiye Garanti Bankası		07/10/29	09/10/19			252.88	18/03/22													0.58	0.25			
TRSSKBA0017	Şekerbank T.A.Ş.		28/11/29	11/12/19			250.00	21/10/20													0.00	0.00			
TRSGRAN23013	Türkiye Garanti Bankası		14/02/30	14/02/20			750.00	18/03/22													3.52	1.42			

Kira Sertifikaları (Kot içi)

TRDABVK32239	Aktif Bank Sukuk Varlık	0.00	25/03/22	07/01/22			25/03/22	100.00	17/03/22												0.31	0.07	0.019	0.000	0.019
TRDKTVK32230	Kt Kira Sertifikaları Varlık	17.50	29/03/22	29/12/21			29/03/22	200.00	22/03/22		4.03										0.44	0.03	0.015	0.000	0.017
TRDTFVK32230	Tf Varlık Kiralama A.Ş.	0.00	30/03/22	26/01/22			30/03/22	450.00	28/01/22	100.000	20										0.00	0.00			
TRDZKVK32211	Ziraat Katılım Varlık Kir	0.00	30/03/22	30/09/21			30/03/22	450.00	23/03/22	100.027	17										39.92	4.00	0.017	0.000	0.016
TRDBRKT42228	Bereket Varlık Kiralama	0.00	01/04/22	27/01/22			01/04/22	275.00	23/03/22												1.61	0.15	0.022	0.000	0.022
TRDZKVK42210	Ziraat Katılım Varlık Kir	17.90	05/04/22	24/12/21			05/04/22	400.00	22/03/22	99.928	4.36	21	2				0				0.15	0.07	0.032	0.000	0.037
TRDHVKA42219	Halk Varlık Kiralama A.	16.00	05/04/22	08/12/21			05/04/22	232.00	22/03/22	99.985	4.60	17									0.75	0.24	0.033	0.000	0.037
TRDTFVK42213	Tf Varlık Kiralama A.Ş.	18.00	08/04/22	19/10/21			08/04/22	500.00	21/03/22	100.025	7.59	18	-8	-11			0	0			12.27	0.95			
TRDBRKT42251	Bereket Varlık Kiralama	0.00	08/04/22	03/02/22			08/04/22	325.00	08/03/22												0.24	0.02	0.082	0.000	0.082
TRDVVRK42230	Vakıf Varlık Kiralama A.	0.00	08/04/22	28/01/22			08/04/22	375.00	16/03/22												0.00	0.00	0.060	0.000	0.060
TRDBRKT42277	Bereket Varlık Kiralama	0.00	12/04/22	08/02/22			12/04/22	50.00																	
TRDYVKS42216	Yatırım Varlık Kiralama	23.50	14/04/22	17/09/21			14/04/22	61.98	23/03/22	100.000	12.10	23	-2				0				0.65	0.11	0.052	0.000	0.064
TRDZKVK42228	Ziraat Katılım Varlık Kir	20.00	15/04/22	07/01/22			15/04/22	600.00	23/03/22	100.190	4.16	18	1				0				5.11	1.52	0.056	0.000	0.062
TRDKTVK42239	Kt Kira Sertifikaları Varlık	0.00	18/04/22	13/01/22			18/04/22	200.00	07/03/22												0.00	0.00	0.112	0.001	0.112
TRDHVKA42235	Halk Varlık Kiralama A.	20.00	20/04/22	26/01/22			20/04/22	100.00	04/03/22		2.19										0.00	0.00	0.109	0.001	0.120
TRDEVKS42275	Emlak Katılım Varlık Kir	18.75	21/04/22	01/02/22			21/04/22	250.00	23/03/22	100.083	2.62	19	-54	-5			0	0			1.41	0.79	0.070	0.000	0.078
TRDBRKT42285	Bereket Varlık Kiralama	0.00	22/04/22	10/02/22			22/04/22	450.00	23/03/22	99.987	20							0			7.67	2.18	0.079	0.000	0.079
TRDBRKT42293	Bereket Varlık Kiralama	0.00	22/04/22	10/02/22			22/04/22	250.00	14/03/22												0.00	0.00	0.104	0.001	0.104
TRDEVKS42242	Emlak Katılım Varlık Kir	20.25	26/04/22	24/01/22			26/04/22	400.00	17/03/22		2.94										0.00	0.00			
TRDKTVK42262	Kt Kira Sertifikaları Varlık	18.50	26/04/22	27/01/22			26/04/22	300.00	23/03/22		2.84										0.00	0.20	0.083	0.000	0.092
TRDHVKA42243	Halk Varlık Kiralama A.	19.90	27/04/22	02/02/22			27/04/22	85.00	08/03/22	99.957	1.91	22									0.66	0.05	0.122	0.001	0.133
TRDZKVK42236	Ziraat Katılım Varlık Kir	19.50	27/04/22	19/01/22			27/04/22	500.00	23/03/22	99.969	3.42	21									4.88	0.58	0.085	0.000	0.095

Özel Sektör Tahvilleri (TL)

Kodu	Enstrüman	Kpn	Vade ↕	İhraç T.	Kpn Sıklık	Bir son. kupon t.	Toplam İhrac	Aynı Gün Valörlü Son İşlem Tarihi	Temiz Fiyat	Birikmiş Faiz	Getiri (%)	Faiz Δ Son İki İşgünü Arası			Fiyat Değ.			Hacim Ort.		Dur.	Konv.	PVBP * 100	
												1G(Δ)	1H(Δ)	3A(Δ)	1G(Δ)	1H(Δ)	3A(Δ)	1H	3A				
TRDTFVK42221	Tf Varlık Kiralama A.Ş.	0.00	27/04/22	23/02/22		27/04/22	200.00																
TRDVVRK42248	Vakıf Varlık Kiralama A.	0.00	27/04/22	23/02/22		27/04/22	650.00	21/03/22										0.00	0.06				
TRDNVKA42217	Nurol Varlık Kiralama A.	20.50	29/04/22	04/02/22		29/04/22	100.00	02/03/22	99.989	1.52	22							0.58	0.05	0.141	0.001	0.154	
TRDZKBV42219	Zkb Varlık Kiralama A.Ş.	18.90	29/04/22	14/02/22		29/04/22	200.00	23/03/22		1.97								0.36	0.10	0.090	0.000	0.099	
TRDHVKA42227	Halk Varlık Kiralama A.	20.00	29/04/22	11/01/22		29/04/22	200.00	23/03/22	99.962	3.95	21							0.06	0.00	0.089	0.000	0.101	
TRDKTVK42288	Kt Kira Sertifikaları Var	14.00	29/04/22	03/02/22		29/04/22	250.00	18/03/22		1.76								0.00	0.00				
TRDQFVK52218	Qnb Finans Varlık Kiral	19.00	09/05/22	01/02/22		09/05/22	50.00	23/03/22	99.970	2.65	20	-1			0			0.67	0.05	0.115	0.001	0.126	
TRDHVKA52218	Halk Varlık Kiralama A.	19.25	10/05/22	01/02/22		10/05/22	100.00	23/03/22		2.69								0.00	0.00				
TRDZKVK52219	Ziraat Katılım Varlık Kir	18.70	13/05/22	04/02/22		13/05/22	500.00	23/03/22	100.200	2.46	18	-8			0			8.59	1.30	0.126	0.001	0.137	
TRDHVKA52226	Halk Varlık Kiralama A.	19.25	17/05/22	08/02/22		17/05/22	250.00	23/03/22	99.983	2.32	21		0		0			0.41	0.09				
TRDYVKS52215	Yatırım Varlık Kiralama	24.04	25/05/22	24/05/21	4.00	25/05/22	250.00	18/03/22	101.000	1.84					1			11.68	0.96	0.177	0.001	0.177	
TRDYVKS52223	Yatırım Varlık Kiralama	23.00	25/05/22	27/10/21		25/05/22	33.53	15/02/22	100.100	7.06	23	-49			0			2.31	0.19	0.242	0.002	0.272	
TRDNVKA52224	Nurol Varlık Kiralama A	17.25	26/05/22	08/12/21		26/05/22	50.00	09/03/22		4.35								0.00	0.00				
TRDNVKA52216	Nurol Varlık Kiralama A		26/05/22	06/12/21			50.00																
TRDABVK62228	Aktif Bank Sukuk Varlık	0.00	03/06/22	18/02/22		03/06/22	100.00	23/03/22										0.09	0.01				
TRDZKVK62226	Ziraat Katılım Varlık Kir	16.90	03/06/22	23/02/22		03/06/22	600.00	23/03/22		1.34								16.23	1.44				
TRDZKVK62218	Ziraat Katılım Varlık Kir	15.20	07/06/22	09/12/21		07/06/22	300.00																
TRDEMVK62219	Emlak Varlık Kiralama A	16.90	07/06/22	10/12/21		07/06/22	100.00	23/03/22	99.922	4.82	18							0.07	0.01	0.189	0.001	0.208	
TRDTFVK62211	Tf Varlık Kiralama A.Ş.	20.60	08/06/22	14/01/22		08/06/22	400.00	25/01/22	100.000		22	-4			0			0.00	0.00				
TRDABVK62210	Aktif Bank Sukuk Varlık	0.00	17/06/22	17/12/21		17/06/22	34.30	14/03/22	99.750		20							0.09	0.01	0.256	0.002	0.256	
TRDNVKA62215	Nurol Varlık Kiralama A	21.00	17/06/22	27/12/21		17/06/22	50.00	31/01/22										0.00	0.00				
TRDKTVK62211	Kt Kira Sertifikaları Var	14.00	24/06/22	24/02/22		24/06/22	130.00	22/03/22	100.000	1.04	15							18.76	1.46				
TRDTFVK72210	Tf Varlık Kiralama A.Ş.	19.10	01/07/22	11/02/22		01/07/22	350.00	28/02/22	100.000	0.94	20							0.00	0.00	0.305	0.002	0.317	
TRDABVK92225	Aktif Bank Sukuk Varlık	0.00	16/09/22	17/12/21		16/09/22	32.25	14/03/22	100.261		21							0.45	0.04	0.508	0.005	0.509	
TRDTFVKE2216	Tf Varlık Kiralama A.Ş.	0.00	05/10/22	20/01/22		05/10/22	400.00	27/01/22	100.000		19	-1			0			0.00	0.00				
TRDYVKSE2214	Yatırım Varlık Kiralama	26.10	12/10/22	14/10/20	4.00	13/04/22	75.00	15/03/22		4.50								0.13	0.16	0.051	0.001	0.079	
TRDEMVKSE2214	Emlak Varlık Kiralama A	18.10	25/10/22	20/10/21	4.00	18/04/22	100.00	14/03/22		2.78								1.64	0.37	0.530	0.005	0.568	
TRDEMVKK2216	Emlak Varlık Kiralama A	17.60	11/11/22	05/11/21	4.00	06/05/22	100.00	15/03/22	101.400	1.93	16	-2			0			0.77	0.28	0.580	0.006	0.622	
TRDEVKSK2228	Emlak Katılım Varlık Kir		16/11/22	10/11/21	12.00	20/04/22	51.80	15/03/22	98.350									0.21	0.02				
TRDEMVKK2218	Emlak Varlık Kiralama A	17.50	01/12/22	26/11/21	4.00	02/06/22	83.15	23/03/22		0.96								2.68	0.56	0.607	0.007	0.640	
TRDEMVKK2226	Emlak Varlık Kiralama A	19.05	15/12/22	10/12/21	4.00	14/06/22	250.00	23/03/22	100.000	0.52	21	0			0			4.76	0.43	0.634	0.007	0.667	
TRDABVKK2215	Aktif Bank Sukuk Varlık	0.00	16/12/22	17/12/21		16/12/22	30.50																
TRDYVKS12326	Yatırım Varlık Kiralama	27.56	12/01/23	15/01/21	4.00	15/04/22	70.00	22/12/21	100.000	4.25								0.18	0.07	-0.033	0.001	0.062	
TRDEMVKK2310	Emlak Varlık Kiralama A	20.50	13/04/23	17/02/22	4.00	12/05/22	100.00																
TRDEMVKK2317	Emlak Varlık Kiralama A		22/12/23	24/12/21			600.00	17/03/22	100.263		24	0			0			12.04	1.38				
TRDEMVKK22411	Emlak Varlık Kiralama A		22/02/24	24/02/22			50.00																
TRDABVKK43012	Aktif Bank Sukuk Varlık	15.79	25/04/30	07/05/20	4.00	05/05/22	420.00	03/02/22		0.04								0.00	0.00	-0.585	-0.011	4.566	

Özel Sektör Tahvilleri (TL)

Kodu	Enstrüman	Kpn	Vade ↕	İhraç T.	Kpn Sıklık	Bir son. kupon t.	Toplam İhrac	Aynı Gün Valörlü Son İşlem Tarihi	Temiz Fiyat	Birikmiş Faiz	Getiri (%)	FaizΔ Son İki İşgünü Arası			Fiyat Değ.			Hacim Ort.		Dur.	Konv.	PVBP * 100	
												1G(Δ)	1H(Δ)	3A(Δ)	1G(Δ)	1H(Δ)	3A(Δ)	1H	3A				

Finansman Bonoları (Kot içi)

TRFNURL32217	Nurol Yatırım Bankası A.		24/03/22	29/11/21			100.00	09/03/22	99.852		20	-53			1		0.85	0.07	0.035	0.000	0.038	
TRFAREN32214	Arena Finans Faktoring		24/03/22	23/12/21			10.00															
TRFGRFA32223	Garanti Faktoring A.Ş.		24/03/22	24/12/21			56.30	22/03/22	99.904		19	-102			2		0.55	0.04	0.003	0.000	0.003	
TRFAKFT32213	Ak Faktoring A.Ş.		24/03/22	20/10/21			10.20	15/03/22	99.517		22	2			2		0.70	0.05	0.020	0.000	0.022	
TRFKORT32219	Korteks Mensucat San.		24/03/22	29/06/21			40.08	01/03/22									0.01	0.16	0.055	0.000	0.059	
TRFPASH32210	Pasha Yatırım Bankası A.		24/03/22	13/01/22			120.00	21/03/22									1.14	0.09				
TRFFNBK32248	Qnb Finansbank A.Ş.		25/03/22	14/01/22			292.25	21/03/22									0.14	0.12				
TRFFNBK32230	Qnb Finansbank A.Ş.		25/03/22	07/01/22			210.80		95.941		23						4.11	0.32				
TRFGLMK32213	Global Menkul Değerle		25/03/22	25/01/22			25.94	11/02/22	97.313		27						0.15	0.01				
TRFISKM32214	Işık Yatırım Menkul Değ		25/03/22	24/01/22			33.01	22/03/22	99.799		28						0.41	0.03	0.005	0.000	0.005	
TRFTCMD32228	Tacirler Yatırım Menku		25/03/22	21/01/22			46.00	23/03/22									6.28	0.54	0.002	0.000	0.003	
TRFDZBK32296	Denizbank A.Ş.		25/03/22	15/12/21			30.00	04/03/22	99.060		18	1			0		1.21	0.09	0.045	0.000	0.049	
TRFKNTF32224	Kent Faktoring A.Ş.		28/03/22	24/01/22			18.27	16/03/22	99.185		28						0.57	0.04	0.027	0.000	0.030	
TRFGFYH32216	Garanti Filo Yönetimi H		28/03/22	08/11/21			72.31	24/02/22	98.583		18						0.14	0.01				
TRFAKFT32221	Ak Faktoring A.Ş.		29/03/22	28/12/21			11.69															
TRFAKYM32219	Ak Yatırım Menkul Değ		29/03/22	18/01/22			320.97	24/02/22									4.13	0.32				
TRFNURL32225	Nurol Yatırım Bankası A.		30/03/22	01/12/21			100.00	09/03/22	99.412		20	-54			0		1.49	0.15	0.050	0.000	0.054	
TRFFFKR32257	Qnb Finans Finansal Kir		31/03/22	19/01/22			110.31	11/03/22									0.00	0.00	0.042	0.000	0.046	
TRFPHCM42226	Phillipcapital Menkul D		01/04/22	31/01/22			77.33	14/03/22									0.00	0.00				
TRFGLMK42212	Global Menkul Değerle		01/04/22	01/02/22			12.01															
TRFSUMF42218	Sümer Faktoring A.Ş.		01/04/22	18/10/21			20.00	11/03/22									0.42	0.08	0.044	0.000	0.048	
TRFTHAL42224	Türkiye Halk Bankası A.		01/04/22	28/01/22			979.00	21/03/22									0.90	0.07				
TRFYAKF42212	Yapı Kredi Faktoring A.		04/04/22	14/01/22			204.35	22/02/22									0.00	0.00				
TRFEKOF42231	Eko Faktoring A.Ş.		05/04/22	28/01/22			16.00	23/03/22									0.07	0.01	0.030	0.000	0.032	

Özel Sektör Tahvilleri (TL)

Kodu	Enstrüman	Kpn	Vade ↕	İhraç T.	Kpn Sıklık	Bir son. kupon t.	Toplam İhrac	Aynı Gün Valörlü Son İşlem Tarihi	Temiz Fiyat	Birikmiş Faiz	Getiri (%)	Faiz Δ Son İki İşgünü Arası			Fiyat Değ.			Hacim Ort.		Dur.	Konv.	PVBP * 100
												1G(Δ)	1H(Δ)	3A(Δ)	1G(Δ)	1H(Δ)	3A(Δ)	1H	3A			
TRFFNBK42247	Qnb Finansbank A.Ş.		22/04/22	28/01/22			504.50	08/03/22	97.829		19							5.63	0.44	0.110	0.001	0.115
TRFYKBK42251	Yapı Ve Kredi Bankası A.		22/04/22	05/11/21			711.23	23/03/22										3.44	0.46			
TRFAKYB42237	Aktif Yatırım Bankası A.		22/04/22	04/02/22			75.00	23/03/22										0.14	0.01			
TRFISFN42237	İş Finansal Kiralama A.Ş.		22/04/22	24/01/22			270.00	11/03/22										5.00	0.39			
TRFTERA42210	Tera Yatırım Menkul Değ.		22/04/22	21/01/22			25.00	04/03/22										0.14	0.01	0.109	0.001	0.117
TRFSUVY42210	Sümer Varlık Yönetim A.		22/04/22	12/11/21			17.75	15/03/22	98.010		21							0.20	0.02	0.092	0.001	0.097
TRFAKYM42226	Ak Yatırım Menkul Değ.		22/04/22	01/02/22			420.00	16/03/22										5.57	0.43			
TRFEKOF42223	Eko Faktoring A.Ş.		22/04/22	27/01/22			10.00	11/02/22	95.801		28	-10			0			0.34	0.03			
TRFOYMD42214	Oyak Yatırım Menkul D		25/04/22	01/02/22			143.00	23/03/22										0.00	0.00			
TRFTISB42225	Türkiye İş Bankası A.Ş.		26/04/22	26/01/22			500.00	10/03/22										0.07	0.11	0.116	0.001	0.121
TRFCGDF42210	Çağdaş Faktoring A.Ş.	24.00	27/04/22	11/02/22		27/04/22	26.00	16/03/22		2.24								0.00	0.00			
TRFLDFK42213	Lider Faktoring A.Ş.		27/04/22	09/02/22			25.00	16/03/22										0.00	0.00			
TRFAKFT42212	Ak Faktoring A.Ş.		27/04/22	27/01/22			17.25															
TRFDZBK42253	Denizbank A.Ş.		27/04/22	21/01/22	12.00	31/03/22	110.00															
TRFAKYB42229	Aktif Yatırım Bankası A.		28/04/22	02/02/22			500.00															
TRFTCMD42235	Tacirler Yatırım Menku		28/04/22	20/01/22			50.00	21/03/22										0.03	0.03	0.093	0.001	0.098
TRFSUMF42226	Sümer Faktoring A.Ş.		28/04/22	04/02/22			20.20	16/03/22										0.00	0.00			
TRFALJF42211	Alj Finansman A.Ş.		28/04/22	03/11/21			110.00	15/03/22	97.887		19							0.70	0.05	0.108	0.001	0.113
TRFAKDN42210	Akdeniz Faktoring A.Ş.		28/04/22	15/02/22			24.20															
TRFOSMK42211	Osmanlı Yatırım Menku		29/04/22	03/02/22			50.00	14/03/22										0.00	0.00	0.110	0.001	0.116
TRFGRAN42218	Türkiye Garanti Bankası		29/04/22	02/11/21			770.18	16/03/22										6.24	1.19	0.109	0.001	0.113
TRFERTT42228	Ereğli Tekstil Turizm Sa		29/04/22	21/02/22			90.00	17/03/22										0.00	0.00	0.101	0.001	0.108
TRDFKT42216	Doruk Faktoring A.Ş.		29/04/22	26/01/22			90.00	16/03/22										0.51	0.04			
TRFFNBK42254	Qnb Finansbank A.Ş.		29/04/22	04/02/22			215.50	07/03/22										0.00	0.00			
TRFTPFC52216	Creditwest Faktoring A		02/05/22	05/11/21			30.00	18/03/22										0.81	0.06	0.105	0.001	0.110
TRFAKYB52244	Aktif Yatırım Bankası A.		05/05/22	07/02/22			500.00															
TRFGRFA52213	Garanti Faktoring A.Ş.		06/05/22	12/01/22			139.00	18/01/22										0.00	0.00			
TRFAREN52212	Arena Finans Faktoring		06/05/22	04/02/22			14.00															
TRFTISB52216	Türkiye İş Bankası A.Ş.		09/05/22	07/02/22			1000.00	16/03/22										0.00	0.21			
TRFAKYM52217	Ak Yatırım Menkul Değ		10/05/22	10/02/22			370.00	23/03/22										1.48	0.12			
TRFHZRF52218	Huzur Faktoring A.Ş.		10/05/22	23/02/22			5.20															
TRFYKBK52235	Yapı Ve Kredi Bankası A.		10/05/22	12/11/21			683.84	28/02/22	96.799		18	4			0			6.25	0.55	0.176	0.001	0.180
TRFFINF52217	Qnb Finans Faktoring A		10/05/22	02/02/22			53.47	11/02/22										0.00	0.00			
TRFTAMF52217	Tam Finans Faktoring A		11/05/22	12/11/21			55.10	09/03/22	96.825		21	-234			0			1.24	0.10	0.155	0.001	0.159
TRFYKYM52217	Yapı Kredi Yatırım Men		11/05/22	10/11/21			200.00	23/03/22	97.641		19				-578		5.80	0.97	0.35	0.120	0.001	0.125
TRFDZFK52212	Deniz Faktoring A.Ş.		11/05/22	02/02/22			250.00	22/03/22	97.463		21	2			0			0.28	0.02	0.122	0.001	0.128
TRFAKYB52236	Aktif Yatırım Bankası A.		12/05/22	10/12/21			400.00															
TRFEKOF52214	Eko Faktoring A.Ş.		12/05/22	11/02/22			26.80	15/03/22	96.290		27							0.14	0.01	0.139	0.001	0.145
TRFFBFK52218	Fiba Faktoring A.Ş.		13/05/22	11/02/22			196.00	08/03/22	96.763		20							0.27	0.02	0.162	0.001	0.167
TRFSUVY52219	Sümer Varlık Yönetim A.		13/05/22	27/10/21			8.50	18/03/22	97.168		21							0.44	0.03	0.132	0.001	0.138
TRFSKMD52213	Şeker Yatırım Menkul D		13/05/22	07/02/22			17.93															
TRFSKMD52221	Şeker Yatırım Menkul D		13/05/22	09/02/22			30.09															
TRFDZBK52252	Denizbank A.Ş.		13/05/22	04/02/22			293.00															
TRFNURL52215	Nurol Yatırım Bankası A.		13/05/22	11/02/22			200.00															
TRFTHAL52223	Türkiye Halk Bankası A.		13/05/22	11/02/22			1221.00	15/03/22										0.00	0.00			

Özel Sektör Tahvilleri (TL)

Kodu	Enstrüman	Kpn	Vade ↕	İhraç T.	Kpn Sıklık	Bir son. kupon t.	Toplam İhrac	Aynı Gün Valörlü Son İşlem Tarihi	Temiz Fiyat	Birikmiş Faiz	Getiri (%)	FaizΔ Son İki İşgünü Arası			Fiyat Değ.			Hacim Ort.		Dur.	Konv.	PVBP * 100
												1G(Δ)	1H(Δ)	3A(Δ)	1G(Δ)	1H(Δ)	3A(Δ)	1H	3A			

Kot İçi Finansman Bonoları (Kuponlu)

TRFDZBK32270	Denizbank A.Ş.		25/03/22	15/10/21	12.00	25/03/22	83.00	14/03/22	101.000									0.43	0.03			0.028
TRFATAY32223	Ata Gayrimenkul Yatırım	24.50	30/03/22	29/09/21		30/03/22	40.00	15/03/22		11.28								0.66	0.10	0.034	0.000	0.042
TRFATAY32215	Ata Gayrimenkul Yatırım	24.50	30/03/22	29/09/21	1.00	30/03/22	20.00	30/12/21		6.24								0.00	0.00	0.217	0.001	0.244
TRFDNFK32251	Deniz Finansal Kiralama	14.29	30/03/22	24/11/21	12.00	30/03/22	50.00	27/01/22		0.30								0.00	0.00	-0.008	0.000	0.071
TRFDNFK32244	Deniz Finansal Kiralama	14.29	30/03/22	10/11/21	12.00	30/03/22	300.00	14/03/22	100.745	0.78				1				1.83	0.14	0.008	0.000	0.042
TRFZORF32224	Zorlu Faktoring A.Ş.	23.00	30/03/22	15/09/21	12.00	30/03/22	25.00	01/03/22	100.100		22							0.20	0.02	0.069	0.000	0.076
TRFTAMF42218	Tam Finans Faktoring A	14.43	01/04/22	05/10/21	4.00	01/04/22	47.30	17/02/22	101.900	1.80								0.72	0.10	0.022	0.000	0.120
TRFDZBK42212	Denizbank A.Ş.	14.30	01/04/22	06/08/21	12.00	01/04/22	370.00	11/01/22		0.84								1.01	0.08			0.214
TRFFNBK42213	Qnb Finansbank A.Ş.	14.28	01/04/22	02/07/21	12.00	01/04/22	469.80	04/02/22	99.830	0.67								5.85	0.46			0.143
TRFAKYM42218	Ak Yatırım Menkul Değ	14.74	05/04/22	13/10/21	4.00	05/04/22	135.05	25/01/22		0.77								0.00	0.00			0.188
TRFTBTF42211	Teb Finansman A.Ş.	15.93	06/04/22	07/04/21	4.00	06/04/22	200.00	23/03/22		3.40								2.68	0.39			
TRFFNBK42221	Qnb Finansbank A.Ş.		08/04/22	01/10/21	12.00	25/03/22	44.52	01/03/22										2.90	0.23			0.063
TRFYKBK42228	Yapı Ve Kredi Bankası A	14.27	08/04/22	02/09/21	12.00	08/04/22	100.00	01/03/22		0.74								0.00	0.00			0.102
TRFYKBK42244	Yapı Ve Kredi Bankası A	14.23	08/04/22	15/10/21	12.00	08/04/22	33.40	03/03/22										0.29	0.02			0.097
TRFDVYS42216	Dünya Varlık Yönetim A	18.92	13/04/22	14/04/21	4.00	13/04/22	30.00	18/03/22		3.52								0.04	0.01			
TRFFNBK42239	Qnb Finansbank A.Ş.	14.23	15/04/22	08/10/21	12.00	01/04/22	349.00	09/03/22	100.200	0.23								1.56	0.35			0.098
TRFYKBK42236	Yapı Ve Kredi Bankası A	14.32	15/04/22	17/09/21	1.00	15/04/22	200.00	14/12/21	101.100	1.74				0	0			1.99	0.15			0.293
TRFDZBK42246	Denizbank A.Ş.	14.27	15/04/22	08/12/21	12.00	15/04/22	65.00											0.00	0.00			
TRFALNF42213	Alternatifbank A.Ş.		28/04/22	04/11/21	4.00	28/04/22	130.00	14/03/22										0.00	0.00			0.124
TRFAKBK42210	Akbank T.A.Ş.	14.28	28/04/22	27/10/21	12.00	28/03/22	382.95	11/03/22		0.67								0.00	0.00			0.123
TRFDZBK42238	Denizbank A.Ş.	14.32	29/04/22	05/11/21	12.00	25/03/22	440.00	23/03/22		1.33								0.00	0.00			
TRFYKBK42210	Yapı Ve Kredi Bankası A	14.18	29/04/22	09/07/21	12.00	29/04/22	404.10	17/02/22	100.877	1.09				1				2.94	0.23			0.191
TRFDUUM52218	Ünlü Menkul Değerler	19.50	02/05/22	02/08/21	4.00	02/05/22	50.00															
TRFDZBK52211	Denizbank A.Ş.	14.28	06/05/22	12/11/21	12.00	01/04/22	145.00	03/03/22	100.030	0.27								-1.67	2.87	0.56		
TRFSUZK52219	Suzuki Motorlu Araçlar	16.28	06/05/22	07/05/21	4.00	06/05/22	40.00	24/01/22	104.800	3.85								0.30	0.04			0.286
TRFATFK52211	Atılım Faktoring A.Ş.	18.50	11/05/22	11/11/21		11/05/22	12.00	06/12/21		1.32								0.00	0.00	0.389	0.003	0.399
TRFALNF52212	Alternatifbank A.Ş.	14.27	11/05/22	10/11/21	4.00	11/05/22	61.00	02/03/22		0.85								0.00	0.00	0.015	0.000	0.189
TRFAKYB52210	Aktif Yatırım Bankası A		11/05/22	17/11/21	12.00	06/04/22	50.00	16/03/22	100.250									4.01	0.31			
TRFDZBK52237	Denizbank A.Ş.	14.23	13/05/22	26/11/21	12.00	08/04/22	100.00															
TRFDZBK52229	Denizbank A.Ş.	14.23	13/05/22	22/11/21	12.00	08/04/22	70.00	28/12/21		0.21								0.00	0.00	-0.025	0.001	0.358
TRFFNBK52238	Qnb Finansbank A.Ş.	14.28	13/05/22	12/11/21	12.00	01/04/22	87.00	16/03/22	100.000	0.78				-1				4.30	0.33			
TRFFNBK52220	Qnb Finansbank A.Ş.	14.23	13/05/22	15/10/21	12.00	15/04/22	105.82															
TRFYKBK52219	Yapı Ve Kredi Bankası A	14.27	20/05/22	30/07/21	12.00	01/04/22	511.02	25/02/22	100.115	0.66				0				14.02	1.09			0.219
TRFZORF52222	Zorlu Faktoring A.Ş.	21.50	23/05/22	08/11/21	12.00	28/03/22	28.00	23/02/22	100.000	1.41	22	-1		0				1.24	0.10	0.210	0.001	0.233
TRFFNBK52212	Qnb Finansbank A.Ş.		27/05/22	27/08/21	12.00	25/03/22	514.02	16/03/22	100.800									4.33	0.54			
TRFYKBK52227	Yapı Ve Kredi Bankası A	14.23	27/05/22	06/08/21	12.00	15/04/22	325.82	01/03/22		1.57								0.00	0.00	0.026	0.000	0.236
TRFKCTF62224	Koç Finansman A.Ş.	18.50	02/06/22	06/12/21		02/06/22	100.00															
TRFYKBK62218	Yapı Ve Kredi Bankası A	14.18	03/06/22	13/08/21	12.00	22/04/22	379.00	30/12/21		0.57								0.00	0.00			0.410
TRFTBTF62235	Teb Finansman A.Ş.	19.00	08/06/22	15/12/21		08/06/22	60.00	11/03/22		4.63								0.29	0.02	0.215	0.001	0.236
TRFDVYS62214	Dünya Varlık Yönetim A	18.47	08/06/22	09/06/21	4.00	08/06/22	42.30	10/03/22	100.050					0				0.50	0.10	0.024	0.000	0.244

Özel Sektör Tahvilleri (TL)

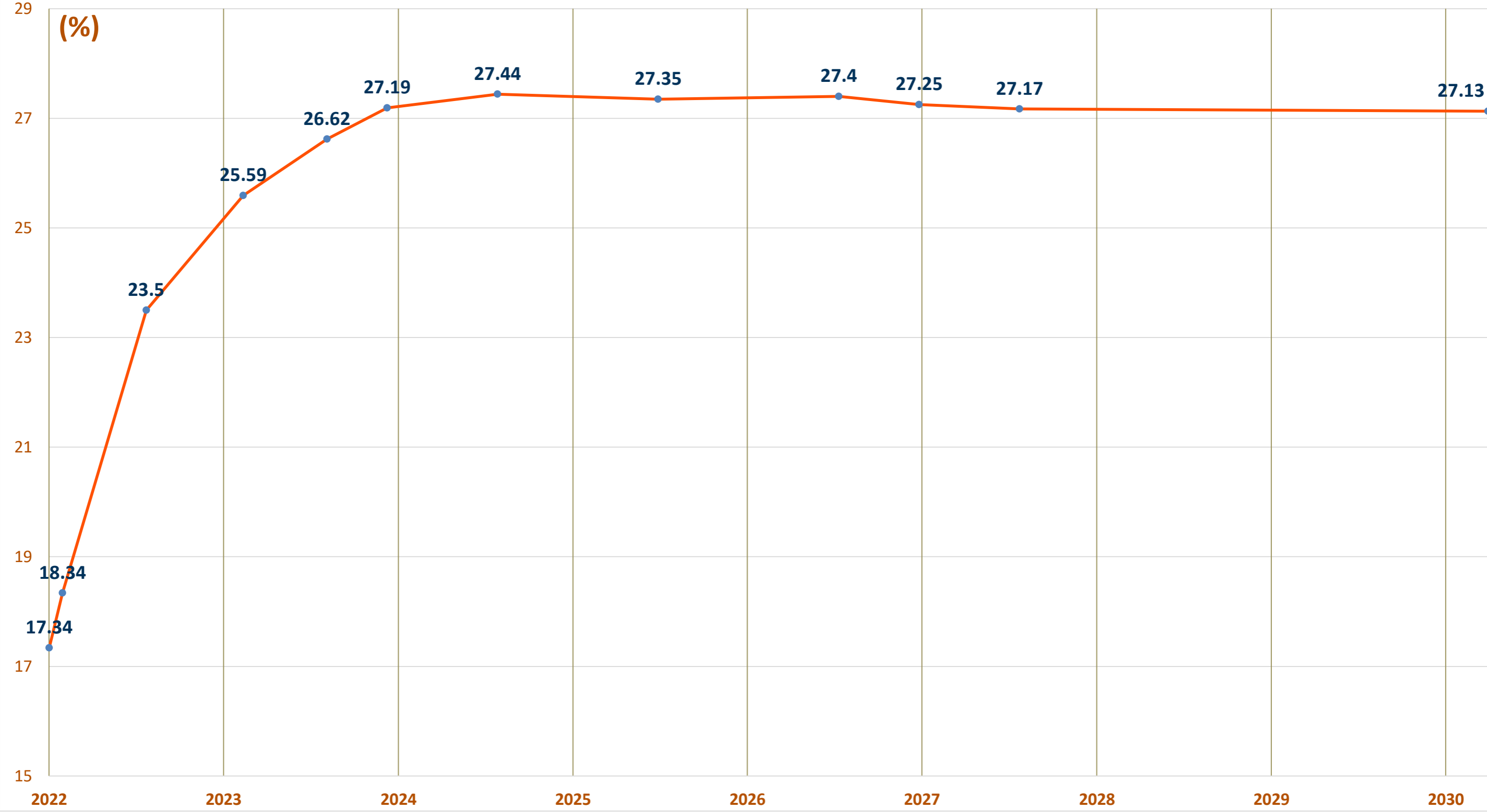
Kodu	Enstrüman	Kpn	Vade ↕	İhraç T.	Kpn Sıklık	Bir son. kupon t.	Toplam İhrac	Aynı Gün Valörlü Son İşlem Tarihi	Temiz Fiyat	Birikmiş Faiz	Getiri (%)	FaizΔ Son İki İşgünü Arası			Fiyat Değ.			Hacim Ort.		Dur.	Konv.	PVBP * 100		
												1G(Δ)	1H(Δ)	3A(Δ)	1G(Δ)	1H(Δ)	3A(Δ)	1H	3A					
TRFFNBK62229	Qnb Finansbank A.Ş.	14.32	10/06/22	10/12/21	12.00	25/03/22	295.00	29/12/21	100.874								1			0.15	0.01			
TRFFNBK62211	Qnb Finansbank A.Ş.	14.18	10/06/22	26/11/21	12.00	15/04/22	76.70	21/02/22												0.50	0.04			
TRFMCBF62210	Mercedes-Benz Finans	20.20	16/06/22	17/06/21		16/06/22	250.00	18/03/22		15.33										0.63	0.35	0.219	0.001	0.264
TRFZORF62213	Zorlu Faktoring A.Ş.	21.50	16/06/22	02/12/21	12.00	21/04/22	21.78																	
TRFATAY62220	Ata Gayrimenkul Yatırı	23.00	23/06/22	23/12/21		23/06/22	10.00	30/12/21												0.00	0.00			
TRFIVYS62221	İstanbul Varlık Yönetim	19.50	24/06/22	24/09/21	4.00	24/06/22	25.00																	
TRFTBTF62227	Teb Finansman A.Ş.	15.74	24/06/22	25/06/21	4.00	25/03/22	100.00	17/11/21	101.625	2.80										0.15	0.01			0.574
TRFCLKD62218	Çalık Denim Tekstil San	19.68	27/06/22	28/06/21	4.00	29/03/22	108.00																	
TRFGAPI62210	Gap İnşaat Yatırım Ve D	19.68	27/06/22	28/06/21	4.00	28/03/22	117.00																	
TRFMCBF72219	Mercedes-Benz Finans	20.20	01/07/22	02/07/21		01/07/22	200.00	10/03/22		13.95										0.37	0.08	0.281	0.002	0.331
TRFKCTF72223	Koç Finansman A.Ş.	24.00	07/07/22	18/01/22		07/07/22	150.00																	
TRFDZBK72227	Denizbank A.Ş.	14.28	07/07/22	24/08/21	12.00	01/04/22	55.00		101.500											0.73	0.06			
TRFDZBK72235	Denizbank A.Ş.	14.28	07/07/22	27/08/21	6.00	01/04/22	65.00	04/02/22	98.968	0.11							1			3.63	0.28			
TRFDZBK72219	Denizbank A.Ş.	14.28	07/07/22	20/08/21	6.00	01/04/22	120.00	27/01/22		1.99										0.14	0.01			0.430
TRFKCTF72215	Koç Finansman A.Ş.	20.15	13/07/22	14/07/21		13/07/22	100.00	11/03/22		13.41										0.88	0.33	0.303	0.002	0.354
TRFKFTF72218	Koç Fiat Kredi Finansm	23.50	20/07/22	19/01/22		20/07/22	150.00	22/03/22		4.06										0.00	0.00	0.292	0.002	0.315
TRFZORF72212	Zorlu Faktoring A.Ş.	33.50	27/07/22	26/01/22	12.00	20/04/22	35.00	23/03/22		0.09										0.00	0.00			
TRFFNBK72210	Qnb Finansbank A.Ş.	14.28	29/07/22	03/09/21	12.00	01/04/22	406.60	16/02/22	101.030	1.05							0			0.01	0.00			0.433
TRFDVYS82212	Dünya Varlık Yönetim A	14.29	04/08/22	05/08/21	4.00	06/05/22	50.00	17/03/22	102.025	1.68							0			1.19	0.15	-0.001	0.001	0.378
TRFKCTF82214	Koç Finansman A.Ş.	19.95	11/08/22	12/08/21		11/08/22	100.00	10/03/22		11.53										0.00	0.03	0.384	0.003	0.434
TRFATFK92217	Atılım Faktoring A.Ş.	20.80	01/09/22	02/09/21		01/09/22	10.00	17/02/22		9.63										0.00	0.00	0.488	0.005	0.532
TRFDNFK92214	Deniz Finansal Kiralama		02/09/22	03/09/21	4.00	03/06/22	55.00																	
TRFKCTF92213	Koç Finansman A.Ş.	19.40	19/09/22	22/09/21		19/09/22	100.00	22/03/22	99.820	9.67	19									0.83	0.10	0.452	0.004	0.496
TRFQAGRE2214	Qua Granite Hayal Yapı	17.43	06/10/22	08/10/21	4.00	07/04/22	75.00	02/03/22		2.67										0.00	0.00			0.575
TRFMCBFE2215	Mercedes-Benz Finans	18.80	06/10/22	07/10/21		06/10/22	250.00	22/03/22		8.60										0.76	0.30	0.496	0.005	0.534
TRFIVYSE2216	İstanbul Varlık Yönetim	22.00	07/10/22	29/12/21	1.00	29/03/22	25.00																	
TRFGDKME2212	Gedik Yatırım Menkul D	14.28	26/10/22	27/10/21	12.00	28/03/22	200.00	01/02/22		0.27										1.41	0.11			0.691
TRFNHOLK2218	Nurol Holding A.Ş.	21.50	11/11/22	12/11/21	4.00	13/05/22	270.00	24/11/21	101.000		22			-3			0			0.73	0.06			
TRFTBTFK2211	Teb Finansman A.Ş.	17.90	11/11/22	12/11/21		11/11/22	100.00	02/03/22		5.44										0.07	0.01	0.639	0.007	0.650
TRFMCBFK2217	Mercedes-Benz Finans	17.70	16/11/22	17/11/21		16/11/22	300.00	07/02/22	97.200	4.02	22									6.54	0.56			
TRFGDKMA2224	Gedik Yatırım Menkul D	####	09/12/22	10/12/21	4.00	10/06/22	150.00																	
TRFKCTFA2211	Koç Finansman A.Ş.	19.95	12/12/22	13/12/21		12/12/22	70.00																	
TRFARENA2213	Arena Finans Faktoring	27.44	20/12/22	23/12/21	4.00	22/06/22	18.00																	
TRFGDKMA2240	Gedik Yatırım Menkul D	17.50	21/12/22	22/12/21	2.00	22/06/22	55.00																	
TRFTBTF22312	Teb Finansman A.Ş.	23.80	10/02/23	11/02/22		10/02/23	185.00	11/03/22	99.826	2.02	24									0.07	0.01	0.822	0.010	0.765

Özel Sektör Tahvilleri (TL)

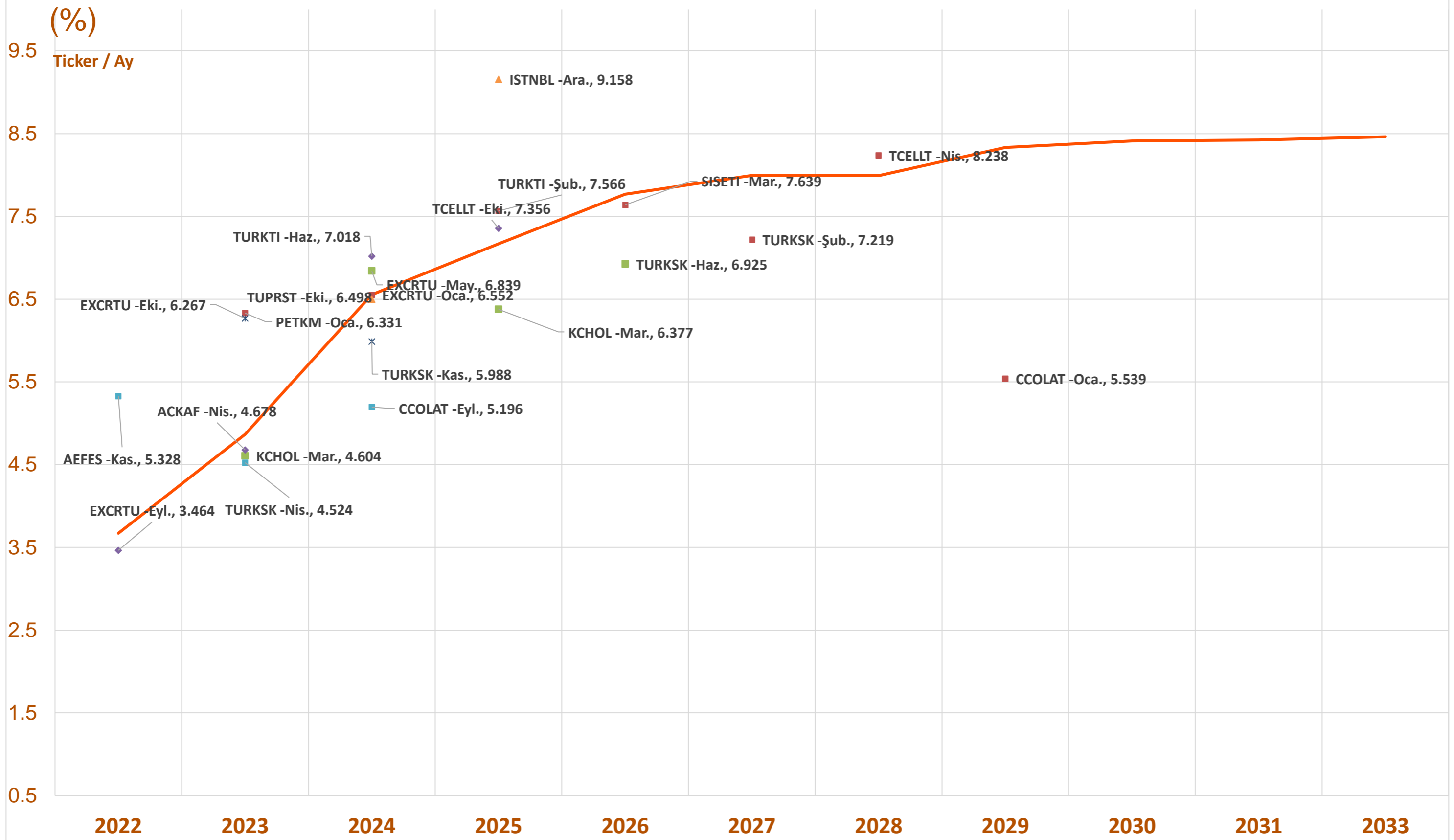
Kodu	Enstrüman	Kpn	Vade ↕	İhraç T.	Kpn Sıklık	Bir son. kupon t.	Toplam İhrac	Aynı Gün Valörlü Son İşlem Tarihi	Temiz Fiyat	Birikmiş Faiz	Getiri (%)	FaizΔ Son İki İşgünü Arası			Fiyat Değ.			Hacim Ort.		Dur.	Konv.	PVBP * 100
												1G(Δ)	1H(Δ)	3A(Δ)	1G(Δ)	1H(Δ)	3A(Δ)	1H	3A			
TRSARCL22323	Arçelik A.Ş.	0.00	07/02/23	02/02/22		07/02/23	700.00	03/03/22	99.820		24	0			0		0.00	0.00	0.933	0.013	0.928	
TRSORFN22315	Orfin Finansman A.Ş.	15.78	07/02/23	11/02/21	4.00	10/05/22	43.00	15/03/22		1.56							0.00	0.07	-0.124	0.002	0.843	
TRSARCL22315	Arçelik A.Ş.	15.67	10/02/23	12/02/21	4.00	13/05/22	1200.00	15/03/22		1.42							0.89	0.34	-0.130	0.002	0.845	
TRSYAZI22318	Ag Anadolu Grubu Hol	0.00	14/02/23	04/02/22		14/02/23	250.00	09/03/22									0.00	0.00	0.936	0.013	0.934	
TRSOPAS22319	Opet Petrolcülük A.Ş.	15.82	17/02/23	19/02/21	4.00	20/05/22	500.00	22/03/22		1.43							0.10	0.06				
TRSENSA22315	Enerjisa Enerji A.Ş.	15.69	21/02/23	23/02/21	4.00	24/05/22	400.00	23/03/22		1.29							0.07	0.18				
TRSKCTF22312	Koç Finansman A.Ş.		24/02/23	26/02/21	4.00	27/05/22	125.00	11/03/22									0.00	0.00			0.205	
TRSKORT32311	Korteks Mensucat San	31.00	02/03/23	02/02/22	12.00	08/04/22	77.05															
TRSKCTF32311	Koç Finansman A.Ş.	30.03	03/03/23	01/09/21		03/03/23	80.00	10/03/22		15.71							0.12	0.01	0.870	0.011	0.889	
TRSKORT32329	Korteks Mensucat San	31.00	16/03/23	24/02/22	12.00	28/03/22	23.54															
TRSZORN32312	Zorlu Enerji Elektrik Ür		16/03/23	24/02/22	12.00	28/03/22	99.75															
TRSENSA32314	Enerjisa Enerji A.Ş.	5.00	30/03/23	05/04/18	2.00	31/03/22	162.00	17/02/22		1.93							3.17	0.83				
TRSDEVA42318	Deva Holding A.Ş.	16.42	13/04/23	14/04/21	4.00	13/04/22	100.00	15/03/22	102.788	2.83							0.19	0.02			1.005	
TRSTATK42315	Tat Gıda Sanayi A.Ş.	19.00	18/04/23	20/10/21		18/04/23	50.00	03/02/22	99.424	5.57	18	0		0			1.82	0.14	1.107	0.017	1.030	
TRSARCL42313	Arçelik A.Ş.	1.30	27/04/23	29/04/21	4.00	28/04/22	300.00	08/02/22		0.05							0.26	0.07			1.200	
TRSYAZI52315	Ag Anadolu Grubu Hol	16.04	04/05/23	06/05/21	4.00	05/05/22	300.00	08/03/22		1.49							0.00	0.11			1.044	
TRSTHAL52317	Türkiye Halk Bankası A	2.00	04/05/23	05/05/20	4.00	03/05/22	300.00															
TRSVEST62314	Vestel Beyaz Eşya Sana		07/06/23	09/06/21	4.00	08/06/22	265.00	11/03/22	100.947								0.46	0.10				
TRSAYGZ62318	Aygaz A.Ş.	15.87	22/06/23	02/07/21	4.00	29/03/22	100.00	27/01/22	102.675	1.30				0			0.26	0.02	-0.162	0.003	1.271	
TRSMGTI62319	Migros Ticaret A.Ş.	14.54	23/06/23	25/06/21	4.00	25/03/22	300.00	23/03/22		3.58							0.00	0.00			1.180	
TRSGAPI62320	Gap İnşaat Yatırım Ve D	19.68	26/06/23	28/06/21	4.00	28/03/22	188.00	27/09/21		0.06							0.00	0.00				
TRSKLD62310	Çalık Denim Tekstil San	19.68	26/06/23	28/06/21	4.00	28/03/22	62.00	27/09/21		0.06							0.00	0.00				
TRSSRTN72312	Sarten Ambalaj Sanayi	16.94	07/07/23	09/07/21	4.00	08/04/22	55.00	23/02/22		2.22							0.00	0.00			1.229	
TRSKLKE72317	Çalık Enerji Sanayi Ve T	14.42	13/07/23	16/07/21	4.00	15/04/22	150.00	21/03/22		2.64							0.00	0.03				
TRNGYO72314	Nurol Gayrimenkul Yat	23.25	14/07/23	16/07/21	4.00	15/04/22	250.00	18/03/22		4.20							0.00	0.00				
TRSKRSN72311	Karsan Otomotiv Sanay	24.78	21/07/23	23/07/20	4.00	25/04/22	42.80	28/06/21		3.80							0.57	0.04	0.023	0.008	0.079	
TRALNF82311	Alternatifbank A.Ş.		24/08/23	26/08/21	4.00	26/05/22	81.00	03/03/22									0.00	0.45	-0.239	-0.001	0.236	
TRSORFN92318	Orfin Finansman A.Ş.	15.43	08/09/23	10/09/21	4.00	10/06/22	150.00	01/03/22		3.58							0.67	0.05			1.418	
TRSENSAE2312	Enerjisa Enerji A.Ş.	14.42	13/10/23	15/10/21	4.00	15/04/22	800.00	22/03/22		2.69							1.01	0.18			1.400	
TRINALE2315	İnallar Otomotiv Sanay		17/10/23	20/10/21	4.00	19/04/22	50.00															
TRSOYKCE2313	Oyak Çimento Fabrikal		31/10/23	02/11/21	4.00	06/05/22	300.00	14/03/22	101.795								0.00	0.00	-0.060	-0.003	0.148	
TRSPLENK2314	Palen Enerji Doğalgaz D	14.27	10/11/23	12/11/21	4.00	13/05/22	250.50	18/03/22		1.48							1.32	0.35				
TRSKORTK2315	Korteks Mensucat San		30/11/23	02/12/21			40.62															
TRSAYGZA2312	Aygaz A.Ş.		11/12/23	16/12/21			180.00	08/03/22									0.00	0.00				
TRSOPASA2312	Opet Petrolcülük A.Ş.		13/12/23	15/12/21			230.00	08/03/22									0.00	0.00				
TRSOPAS22418	Opet Petrolcülük A.Ş.		14/02/24	16/02/22			270.00															
TRSKLD62419	Çalık Denim Tekstil San		24/06/24	28/06/21			98.00															
TRSGAPI62411	Gap İnşaat Yatırım Ve D		24/06/24	28/06/21			182.00															
TRSTHAL92446	Türkiye Halk Bankası A		13/09/24	20/09/19			130.00	27/04/21	107.102	2.11				6			0.44	0.03			2.668	
TRSNRISA2412	Nurol İnşaat Ve Ticaret		24/12/24	30/12/21			1400.00		100.000					0			1.09	0.08				

Devlet İ Borlanma Senetleri Verim Eđrisi

İŐ YATIRIM 

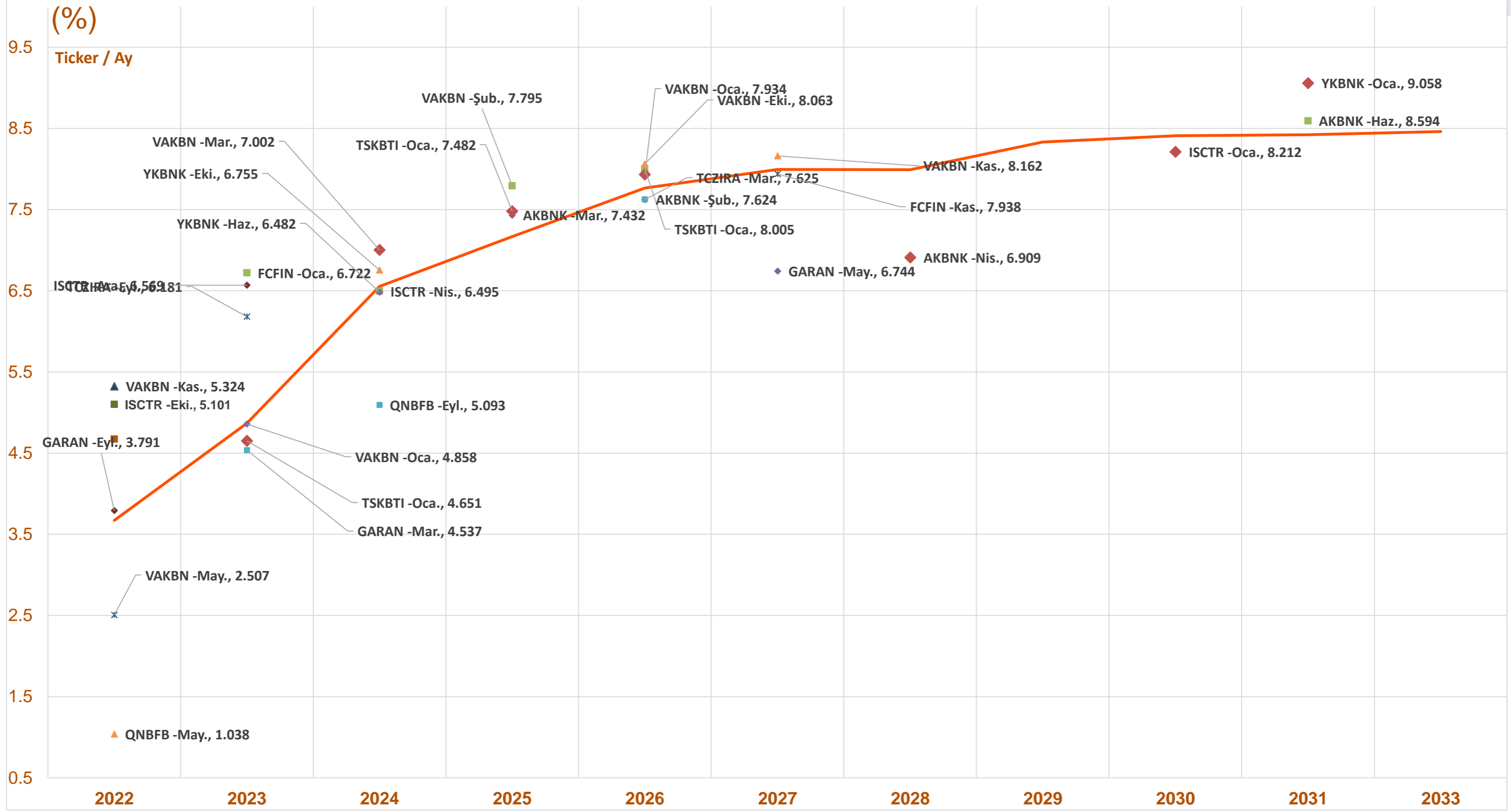


Devlet ve Özel Sektör Finans Dışı Türk Eurobondları Verim Eğrisi



Devlet ve Özel Sektör Finans Sektörü Türk Eurobondları Verim Eğrisi

İŞ YATIRIM \$



Kredi Notları -Türk ve Yurtdışı Devlet ve Özel Sektör Eurotahvilleri

İŞ YATIRIM

[Rapor Terimlerini Açıklayıcı Doküman](#)

Ülke ve Şirket Görünüm & Notları					Moody's			Fitch			S&P		
ISIN	Ticker	Vade ↕	Kur	Getiri (%)	Rating	Uzun Dönem YP	Görünüm	Rating	Uzun Dönem YP	Görünüm	Rating	Uzun Dönem YP	Görünüm
TURKEY													
US900123BY51	TURKEY 5.125 22	03/2022	USD	-128.98	B2	B2	NEG	B+		NEG	NR	B+u	NEG
XS1508390090	ISCTR 5.5 22	04/2022	USD	-4.63	B3		NEG	B				B	NEG
XS1605397394	TCZIRA 5.125 22	05/2022	USD	0.38	B2		NEG	B		NEG		NR	
XS1613091500	QNBFB 4.875 22	05/2022	USD	1.04	B2		NEG	B		NEG			
XS1622626379	VAKBN 5.625 22	05/2022	USD	2.51	B2	WR	NEG	B		NEG		NR	
USM8931TAF68	GARAN 5.25 22	09/2022	USD	3.79	B2		NEG	B		NEG		NR	
XS1684378208	EXCRTU 4.25 22	09/2022	USD	3.46	B2	B2	NEG	B		NEG		NR	
US900123BZ27	TURKEY 6.25 22	09/2022	USD	3.67	B2	B2	NEG	B+		NEG	NR	B+u	NEG
XS0847042024	ISCTR 6 22	10/2022	USD	5.10	Caa2		NEG	B- *				B	NEG
USM0375YAK49	AKBNK 5 22	10/2022	USD	3.55	B2		NEG	B					
XS0849728190	VAKBN 6 22	11/2022	USD	5.32	Caa3	WR	NEG	B- *		NEG		NR	
XS0848940523	AEFES 3.375 22	11/2022	USD	5.33	WR			(EXP) *			BBB-	BBB-	NEG
XS0861979440	YKBNK 5.5 22	12/2022	USD	4.67	Caa1		NEG	B- *				NR	
XS1750996206	TSKBTI 5.5 23	01/2023	USD	4.65	B3		NEG	B		NEG			
XS1711581337	FCFIN 6 23	01/2023	USD	6.72				B		NEG			
XS1747548532	PETKM 5.875 23	01/2023	USD	6.33	B2		NEG	B+		NEG			
XS1760780731	VAKBN 5.75 23	01/2023	USD	4.86	B2	WR	NEG	B		NEG		NR	
XS1379145656	KCHOL 5.25 23	03/2023	USD	4.60	B2		NEG				BB-	BB-	NEG
XS1576037284	GARAN 5.875 23	03/2023	USD	4.54	B2		NEG	B		NEG		NR	
XS1788516679	YKBNK 6.1 23	03/2023	USD	4.65	B2		NEG	B				NR	
US900123CA66	TURKEY 3.25 23	03/2023	USD	4.87	B2	B2	NEG	B+		NEG		B+u	NEG
XS0910932788	ACKAF 5 23	04/2023	USD	4.68				BB			BB+	BB+	NEG
XS1586385178	TURKSK 5.004 23	04/2023	USD	4.52	B2		NEG	B+					
XS1057340009	TURKEY 4.125 23	04/2023	EUR	2.32	B2	B2	NEG	BB-		NEG		B+u	NEG
XS1807502668	RGYAST 7.25 23	04/2023	USD	10.10	Caa2		NEG	B		STABLE			
XS1691349010	TCZIRA 5.125 23	09/2023	USD	6.18	B2		NEG	B		NEG		NR	
XS1496463297	EXCRTU 5.375 23	10/2023	USD	6.27	B2	B2	NEG	B		NEG		NR	
XS1003016018	ISCTR 7.85 23	12/2023	USD	6.57	Caa3		NEG	B- *				B	NEG
US900123CR91	TURKEY 7.25 23	12/2023	USD	6.11	B2	B2	NEG	B+		NEG		B+u	NEG
XS1917720911	EXCRTU 8.25 24	01/2024	USD	6.55	B2	B2	NEG	B		NEG		NR	
US900123CF53	TURKEY 5.75 24	03/2024	USD	6.55	B2	B2	NEG	B+		NEG		B+u	NEG
XS1970705528	VAKBN 8.125 24	03/2024	USD	7.00	B2	WR	NEG	B		NEG		NR	
XS1578203462	ISCTR 6.125 24	04/2024	USD	6.50	B3		NEG	B				B	NEG
XS1814962582	EXCRTU 6.125 24	05/2024	USD	6.84	B2	B2	NEG	B		NEG		NR	
XS1028951264	TURKTI 4.875 24	06/2024	USD	7.02				B+		NEG	BB-	BB-	NEG
XS1634372954	YKBNK 5.85 24	06/2024	USD	6.48	B2		NEG	B				NR	
US900123CV04	TURKEY 6.35 24	08/2024	USD	6.93	B2	B2	NEG	B+		NEG		B+u	NEG
XS1959391019	QNBFB 6.875 24	09/2024	USD	5.09	B2		NEG	B		NEG			
XS1577950402	CCOLAT 4.215 24	09/2024	USD	5.20	WR			BBB-		POS		BBB-	NEG
JP579200AEM8	TURKEY 1.05 24	09/2024	JPY	1.43		B2	NEG			NEG		B+u	NEG
XS1958649854	YKBNK 8.25 24	10/2024	USD	6.76	B2		NEG	B				NR	
XS1686704948	TUPRST 4.5 24	10/2024	USD	6.50	B2		NEG	B+		NEG			
US900123CW86	TURKEY 5.6 24	11/2024	USD	7.04	B2	B2	NEG	B+		NEG		B+u	NEG
XS1141043296	TURKSK 4.489 24	11/2024	USD	5.99	B2		NEG	B+					
XS2100270508	TSKBTI 6 25	01/2025	USD	7.48	B3		NEG	B		NEG			
XS2112797290	VAKBN 5.25 25	02/2025	USD	7.80	B2	WR	NEG	B		NEG		NR	
US900123AW05	TURKEY 7.375 25	02/2025	USD	7.17	B2	B2	NEG	B+		NEG	NR	B+u	NEG
XS1955059420	TURKTI 6.875 25	02/2025	USD	7.57				B+		NEG	BB-	BB-	NEG
XS1961766596	KCHOL 6.5 25	03/2025	USD	6.38	B2		NEG				BB-	BB-	NEG
US900123CX69	TURKEY 4.25 25	03/2025	USD	6.96	B2	B2	NEG	B+		NEG		B+u	NEG
XS1843443356	TURKEY 4.625 25	03/2025	EUR	4.71	B2	B2	NEG	B+		NEG		B+u	NEG
XS1210422074	AKBNK 5.125 25	03/2025	USD	7.43	B2		NEG	B					
XS1629918415	TURKEY 3.25 25	06/2025	EUR	4.63	B2	B2	NEG	B+		NEG		B+u	NEG
US900123CZ18	TURKEY 6.375 25	10/2025	USD	7.31	B2	B2	NEG	B+		NEG		B+u	NEG
XS1298711729	TCELLT 5.75 25	10/2025	USD	7.36	B2u		NEG	B+		NEG	BB-	BB-	NEG
XS2241387500	ULKER 6.95 25	10/2025	USD	11.61				B+		NEG	B+	B+	STABLE
XS2010029234	ISTNBL 6.375 25	12/2025	USD	9.16	B2		NEG	B+		NEG		NR	
XS2266963003	VAKBN 6.5 26	01/2026	USD	7.93	B2	WR	NEG	B		NEG		NR	
XS2281369301	TSKBTI 5.875 26	01/2026	USD	8.01	B3		NEG	B		NEG			
US900123DB31	TURKEY 4.75 26	01/2026	USD	7.41	B2	B2	NEG	B+		NEG		B+u	NEG

Moody's	S&P	Fitch	Açıklama
Aaa	AAA	AAA	Minimal Kredi Riski
Aa1	AA+	AA+	
Aa2	AA	AA	
Aa3	AA-	AA-	Çok Düşük Kredi Riski
A1	A+	A+	
A2	A	A	Düşük Kredi Riski
A3	A-	A-	
Baa1	BBB+	BBB-	
Baa2	BBB	BBB-	
Baa3	BBB-	BBB-	
Ba1	BB+	BB+	Önemli Kredi Riski
Ba2	BB	BB	
Ba3	BB-	BB-	
B1	B+	B+	Yüksek Kredi Riski
B2	B	B	
B3	B-	B-	
Caa1	CCC+	CCC+	Çok Yüksek Kredi Riski
Caa2	CCC	CCC	
Caa3	CCC-	CCC-	
Ca	CC	CC	Geri döndürülebilir defult
C	C	C	
C	SD	DDD	
/	D	DD	Çok düşük ihtimal geri döndürülebilir iflas
		D	
NR	NR	NR	Değerleme Yapılmıyor

*Kaynak: Bloomberg, İş Yatırım.

Kredi Notları -Türk ve Yurtdışı Devlet ve Özel Sektör Eurotahvilleri

İŞ YATIRIM

[Rapor Terimlerini Açıklayıcı Doküman](#)

Ülke ve Şirket Görünüm & Notları					Moody's			Fitch			S&P		
ISIN	Ticker	Vade ↓	Kur	Getiri (%)	Rating	Uzun Dönem YP	Görünüm	Rating	Uzun Dönem YP	Görünüm	Rating	Uzun Dönem YP	Görünüm
XS2131335270	AKBNK 6.8 26	02/2026	USD	7.62	B2		NEG	B					
XS1909184753	TURKEY 5.2 26	02/2026	EUR	5.29	B2	B2	NEG	B+		NEG		B+u	NEG
XS2274089288	TCZIRA 5.375 26	03/2026	USD	7.63	B2		NEG	B		NEG		NR	
XS1961010987	SİSETİ 6.95 26	03/2026	USD	7.64	B2		NEG	B+		NEG		NR	
US900123CJ75	TURKEY 4.25 26	04/2026	USD	7.42	B2	B2	NEG	B+		NEG		B+u	NEG
XS2337336445	PGSUST 9.25 26	04/2026	USD	9.91				BB-		NEG	B	B	STABLE
XS2346972263	ACKAF 3 26	05/2026	EUR	4.85				BB			BB+	BB+	NEG
XS2346915890	ZOREN 9 26	06/2026	USD	14.03				B-	STABLE	CCC+		B-	STABLE
XS2351109116	TURKSK 5.125 26	06/2026	USD	6.93	B2		NEG	B+					
XS2332876106	EXCRTU 5.75 26	07/2026	USD	8.16	B2	B2	NEG	B		NEG		NR	
XS2386558113	VAKBN 5.5 26	10/2026	USD	8.06		WR	NEG	B		NEG		NR	
US900123CK49	TURKEY 4.875 26	10/2026	USD	7.77	B2	B2	NEG	B+		NEG		B+u	NEG
XS2368781477	AYDEMT 7.75 27	02/2027	USD	13.66				B+		NEG	B	B	STABLE
XS2441287773	TURKSK 7.25 27	02/2027	USD	7.22	B2		NEG	B+					
XS1574750292	AKBNK 7.2 27	03/2027	USD	-83.90	Caa2		NEG	WD					
US900123CL22	TURKEY 6 27	03/2027	USD	8.00	B2	B2	NEG	B+		NEG		B+u	NEG
XS1584113184	TSKBTI 7.625 27	03/2027	USD	-20.44	Caa3		NEG	B- *-		NEG			
XS1617531063	GARAN 6.125 27	05/2027	USD	6.74	Caa2		NEG	B-		NEG		NR	
XS2361850527	TURKEY 4.375 27	07/2027	EUR	5.93	B2	B2	NEG	B+		NEG		B+u	NEG
XS1655085485	ODEABK 7.625 27	08/2027	USD	14.10	Caa3		NEG	CCC+		NEG			
XS1551747733	VAKBN 8 27	11/2027	USD	8.16	Ca	WR	NEG	B- *-		NEG		NR	
XS1386178237	FCFIN 7.75 27	11/2027	USD	7.94				B-		NEG			
US900123CP36	TURKEY 5.125 28	02/2028	USD	7.99	B2	B2	NEG	B+		NEG		B+u	NEG
XS1803215869	TCELLT 5.8 28	04/2028	USD	8.24			NEG	B+		NEG	BB-	BB-	NEG
XS1772360803	AKBNK 6.797 28	04/2028	USD	6.91	Caa2		NEG	B- *-					
XS2355105292	AEFES 3.375 28	06/2028	USD	7.48				BB+ *-		BBB-		BBB-	NEG
XS1623796072	ISCTR 7 28	06/2028	USD	7.66	Caa3		NEG	B- *-				B	NEG
US900123CQ19	TURKEY 6.125 28	10/2028	USD	8.17	B2	B2	NEG	B+		NEG		B+u	NEG
XS2434515313	CCOLAT 4.5 29	01/2029	USD	5.54				BBB-		POS	BBB-	BBB-	NEG
US900123CT57	TURKEY 7.625 29	04/2029	USD	8.33	B2	B2	NEG	B+		NEG		B+u	NEG
US900123AL40	TURKEY 11.875 30	01/2030	USD	8.41	B2	B2	NEG	B+		NEG	NR	B+u	NEG
XS2106022754	ISCTR 7.75 30	01/2030	USD	8.21	Caa3		NEG	B- *-				B	NEG
US900123CY43	TURKEY 5.25 30	03/2030	USD	8.20	B2	B2	NEG	B+		NEG		B+u	NEG
US900123DA57	TURKEY 5.95 31	01/2031	USD	8.42	B2	B2	NEG	B+		NEG		B+u	NEG
XS2286436451	YKBNK 7.875 31	01/2031	USD	9.06	Caa2		NEG	B- *-				NR	
XS2355183091	AKBNK 6.8 31	06/2031	USD	8.59			NEG	B- *-					
US900123DC14	TURKEY 5.875 31	06/2031	USD	8.41	B2	B2	NEG	B+		NEG		B+u	NEG
US900123DD96	TURKEY 6.5 33	09/2033	USD	8.46	B2	B2	NEG	B+		NEG		B+u	NEG
US900123AT75	TURKEY 8 34	02/2034	USD	8.26	B2	B2	NEG	B+		NEG	NR	B+u	NEG
US900123AY60	TURKEY 6.875 36	03/2036	USD	8.43	B2	B2	NEG	B+		NEG	NR	B+u	NEG
XS2339789732	LİMİSK 9.5 36	07/2036	USD	10.75	B3		STABLE	B+					
US900123BB58	TURKEY 7.25 38	03/2038	USD	8.45	B2	B2	NEG	B+		NEG	NR	B+u	NEG
US900123BG46	TURKEY 6.75 40	05/2040	USD	8.72	B2	B2	NEG	B+		NEG	NR	B+u	NEG
US900123BJ84	TURKEY 6 41	01/2041	USD	8.52	B2	B2	NEG	B+		NEG	NR	B+u	NEG
US900123CB40	TURKEY 4.875 43	04/2043	USD	7.79	B2	B2	NEG	B+		NEG		B+u	NEG
US900123CG37	TURKEY 6.625 45	02/2045	USD	8.54	B2	B2	NEG	B+		NEG		B+u	NEG
US900123CM05	TURKEY 5.75 47	05/2047	USD	8.34	B2	B2	NEG	B+		NEG		B+u	NEG
XS1867595750	YKBNK 13.875 PERP	01/3000	USD	12.63	Caa3u		NEG					NR	
UAE													
XS0863524277	TAQAUH 3.625 23	01/2023	USD	1.68	Aa3		STABLE	AA-		STABLE	NR	NR	
CAYMAN ISLANDS													
USG1315RAG68	BRASKM 5.375 22	05/2022	USD	0.00	WR		STABLE	WD			NR		
US10553YAF25	BRASKM 6.45 24	02/2024	USD	3.19	Ba1		STABLE	BBB-			BBB-		
US31572UAE64	SUZANO 5.25 24	05/2024	USD	0.00	WR		STABLE	WD			NR		

Moody's	S&P	Fitch	Açıklama
---------	-----	-------	----------

Kredi Notları -Türk ve Yurtdışı Devlet ve Özel Sektör Eurotahvilleri

İŞ YATIRIM

[Rapor Terimlerini Açıklayıcı Doküman](#)

Ülke ve Şirket Görünüm & Notları					Moody's			Fitch			S&P		
ISIN	Ticker	Vade ↓	Kur	Getiri (%)	Rating	Uzun Dönem YP	Görünüm	Rating	Uzun Dönem YP	Görünüm	Rating	Uzun Dönem YP	Görünüm
XS1075401726	EMAARM 4.564 24	06/2024	USD	3.59	Baa2		STABLE				BB+		
XS2384355520	KFINKK 6.125 31	12/2031	USD	6.67				B-					
CHINA													
US06120TAA60	BCHINA 5 24	11/2024	USD	3.37	Baa2	A1	STABLE	BBB+		STABLE	BBB+	A	STABLE
MEXICO													
US71654QBG64	PEMEX 3.5 23	01/2023	USD	3.27	Ba3	Ba3	NEG	BB-u		STABLE	BBB	BBB	NEG
USP30179AM09	CFELEC 4.875 24	01/2024	USD	3.13	Baa1		NEG	BBB-		STABLE	BBB	BBB	NEG
USP16259AK29	BBVASM 4.375 24	04/2024	USD	2.72	Baa1		NEG	BBB					
XS1731106347	CEMEX 2.75 24	12/2024	EUR	0.00				WD		POS	NR	BB	POS
US91087BAA89	MEX 3.6 25	01/2025	USD	2.31	Baa1	Baa1	NEG	BBB-		STABLE	BBB	BBB	NEG
XS0213101073	PEMEX 5.5 25	02/2025	EUR	3.77	Ba3	Ba3	NEG	BB-u		STABLE	BBB	BBB	NEG
XS1824425182	PEMEX 3.625 25	11/2025	EUR	4.42	Ba3	Ba3	NEG	BB-u		STABLE	BBB	BBB	NEG
XS1172951508	PEMEX 2.75 27	04/2027	EUR	5.50	Ba3	Ba3	NEG	BB-u		STABLE	BBB	BBB	NEG
XS1568888777	PEMEX 4.875 28	02/2028	EUR	5.92	Ba3	Ba3	NEG	BB-u		STABLE	BBB	BBB	NEG
XS1824424706	PEMEX 4.75 29	02/2029	EUR	6.15	Ba3	Ba3	NEG	BB-u		STABLE	BBB	BBB	NEG
US91086QBF46	MEX 4.6 46	01/2046	USD	5.06	Baa1	Baa1	NEG	BBB-		STABLE	BBB	BBB	NEG
XS1218289103	MEX 4 2115	03/2115	EUR	4.35	Baa1	Baa1	NEG	BBB-		STABLE	BBB	BBB	NEG
BRAZIL													
US105756AR10	BRAZIL 8.875 24	04/2024	USD	1.69	Ba2	Ba2	STABLE	BB-		NEG	BB-	BB-	STABLE
USP1905CAE05	BRFSBZ 4.75 24	05/2024	USD	4.04	Ba2		POS	BB		STABLE	BB	BB	STABLE
US105756BV13	BRAZIL 4.25 25	01/2025	USD	2.96	Ba2	Ba2	STABLE	BB-		NEG	BB-	BB-	STABLE
US105756AE07	BRAZIL 10.125 27	05/2027	USD	3.66	Ba2	Ba2	STABLE	BB-		NEG	BB-	BB-	STABLE
US105756BB58	BRAZIL 8.25 34	01/2034	USD	5.65	Ba2	Ba2	STABLE	BB-		NEG	BB-	BB-	STABLE
UNITED STATES													
GT2	T 1.5 24	02/2024	USD	2.11	pplicable		STABLE	pplicable		NEG	Applicable	AA+u	STABLE
USU12763AD75	CEMEX 6 24	04/2024	USD	0.00				WD			NR		
GT3	T 1.75 25	03/2025	USD	2.32	pplicable		STABLE	pplicable		NEG	Applicable	AA+u	STABLE
GT5	T 1.875 27	02/2027	USD	2.33	pplicable		STABLE	pplicable		NEG	Applicable	AA+u	STABLE
GT10	T 1.875 32	02/2032	USD	2.31	pplicable		STABLE	pplicable		NEG	Applicable	AA+u	STABLE
GT30	T 2.25 52	02/2052	USD	2.51	pplicable		STABLE	pplicable		NEG	Applicable	AA+u	STABLE
BRITISH VIRGIN													
USG21895AC44	CNPCCH 5.95 41	04/2041	USD	4.44	A2		STABLE	A+			A		
SOUTH AFRICA													
XS0809571739	SAFTRA 4 22	07/2022	USD	6.80	Ba3		NEG	WD			BB- *-	BB- *-	
US836205AQ75	SOAF 4.665 24	01/2024	USD	3.14	Ba2	Ba2	NEG	BB-		STABLE	BB-	BB-	STABLE
XS1187065443	ESKOM 7.125 25	02/2025	USD	8.46	Caa2	Caa2	NEG			STABLE	CCC+	CCC+	NEG
US836205AR58	SOAF 5.875 25	09/2025	USD	3.94	Ba2	Ba2	NEG	BB-		STABLE	BB-	BB-	STABLE
US836205AS32	SOAF 5.375 44	07/2044	USD	6.46	Ba2	Ba2	NEG	BB-		STABLE	BB-	BB-	STABLE
LUXEMBOURG													
USP98088AA83	VOTORA 7.25 41	04/2041	USD	5.45	Baa3		STABLE	BBB-			BBB-		
GEORGIA													
XS0800346362	GRAIL 7.75 22	07/2022	USD	0.06				WD		STABLE	NR	B+	POS
KAZAKHSTAN													
XS1120709669	KAZAKS 3.875 24	10/2024	USD	3.56	Baa2	(P)Baa2	STABLE	BBB		STABLE	BBB-	BBB-	STABLE
XS1263054519	KAZAKS 5.125 25	07/2025	USD	4.03	Baa2	(P)Baa2	STABLE	BBB		STABLE	BBB-	BBB-	STABLE
XS1120709826	KAZAKS 4.875 44	10/2044	USD	5.21	Baa2	(P)Baa2	STABLE	BBB		STABLE	BBB-	BBB-	STABLE
XS1263139856	KAZAKS 6.5 45	07/2045	USD	5.61	Baa2	(P)Baa2	STABLE	BBB		STABLE	BBB-	BBB-	STABLE
NETHERLANDS													
US71647NAF69	PETBRA 4.375 23	05/2023	USD	0.00	Ba1		STABLE	WD			NR	BB-	STABLE
US71647NAM11	PETBRA 6.25 24	03/2024	USD	3.23	Ba1		STABLE	BB-			BB-	BB-	STABLE
XS0982711714	PETBRA 4.75 25	01/2025	EUR	2.22	Ba1		STABLE	BB-			BB-	BB-	STABLE

Moody's	S&P	Fitch	Açıklama
---------	-----	-------	----------

Kredi Notları -Türk ve Yurtdışı Devlet ve Özel Sektör Eurotahvilleri

İŞ YATIRIM

[Rapor Terimlerini Açıklayıcı Doküman](#)

Ülke ve Şirket Görünüm & Notları					Moody's		Fitch			S&P			
ISIN	Ticker	Vade ↓	Kur	Getiri (%)	Rating	Uzun Dönem YP	Görünüm	Rating	Uzun Dönem YP	Görünüm	Rating	Uzun Dönem YP	Görünüm
XS1813724603	TEVA 4.5 25	03/2025	EUR	4.26	Ba2		STABLE	BB-u			BB-		
XS1211044075	TEVA 1.875 27	03/2027	EUR	4.74	Ba2		STABLE	BB-u			BB-		
XS1706923148	FCFIN 7.25 27	11/2027	USD	7.79	B2		NEG	B-		NEG			
XS1439749364	TEVA 1.625 28	10/2028	EUR	4.96	Ba2		STABLE	BB-u			BB-		
US71647NAN93	PETBRA 6.85 2115	06/2115	USD	7.59	Ba1		STABLE	BB-			BB-	BB-	STABLE
ARGENTINA													
USP989MJBEO4	YPFDAR 8.5 25	07/2025	USD	15.17	Caa3		STABLE	CCC				CCC+	STABLE
US040114GK09	ARGENT 3.75 38	12/2038	USD	13.52	Ca	Ca	STABLE	WD			NR	CCC+	STABLE
AZERBAIJAN													
XS0903465127	SOIAZ 4.75 23	03/2023	USD	4.12	Ba2		POS	BB+		STABLE	BB-	BB-	STABLE
XS1044540547	AZERBJ 4.75 24	03/2024	USD	3.12	Ba2u		POS	BB+		STABLE		BB+	STABLE
XS1319820897	SGCAZE 6.875 26	03/2026	USD	4.05	Ba2		POS	BB+					
XS1196496688	SOIAZ 6.95 30	03/2030	USD	5.31	NR		POS	BB+		STABLE	BB-	BB-	STABLE
CZECH													
XS1816296062	ENGPRO 4.5 24	05/2024	EUR	6.72				BB-		NEG	B+	B+	STABLE
SENEGAL													
XS1790104530	SENEGL 4.75 28	03/2028	EUR	5.60	Ba3	Ba3	STABLE				B+	B+	STABLE
Grand Total													
0													
0													
0													
0													
0													
0													
0													
0													
0													
0													
0													
0													
0													
0													
0													
0													
0													
0													
0													
0													
0													
0													
0													

Moody's	S&P	Fitch	Açıklama
---------	-----	-------	----------

Kredi Notları -Türk ve Yurtdışı Devlet ve Özel Sektör Eurotahvilleri

İŞ YATIRIM 

[Rapor Terimlerini Açıklayıcı Doküman](#)

Ülke ve Şirket Görünüm & Notları					Moody's			Fitch			S&P		
ISIN	Ticker	Vade ↓	Kur	Getiri (%)	Rating	Uzun Dönem YP	Görünüm	Rating	Uzun Dönem YP	Görünüm	Rating	Uzun Dönem YP	Görünüm
0													
0													
0													
0													
0													

Moody's	S&P	Fitch	Açıklama
---------	-----	-------	----------

Diğer Göstergeler

GOÜ Tahvil Perf.2Y Rates			
Ülke	23/03	22/03	1G Δ
Çek	4.40	4.35	▼ 0.01
Cin	2.29	2.28	▼ 0.00
G. Kore	2.21	2.19	▼ 0.01
G.Afrika	6.65	6.61	▼ 0.01
Hindistan	5.30	5.28	▼ 0.00
Macaristan	6.36	6.22	▲ 0.02
Meksika	8.48	8.27	▲ 0.03
Polonya	5.29	5.13	▲ 0.03
Rusya	14.51	14.51	▼ 0.00
Singapur	1.79	1.70	▲ 0.05
Tayland	0.80	0.77	▲ 0.04

Türkiye Cross Cur. Swap (USD↔TRY / Rate%)			
Vade	23/03	22/03	1G Δ
1 Yıl	38.97	38.97	▲ 0%
2 Yıl	37.01	37.01	▲ 0%
3 Yıl	35.75	35.75	▲ 0%
4 Yıl	34.40	34.40	▲ 0%
5 Yıl	33.42	33.42	▲ 0%
6 Yıl	32.27	32.27	▲ 0%
7 Yıl	32.40	32.40	▲ 0%
8 Yıl	31.20	31.20	▲ 0%
9 Yıl	30.34	30.34	▲ 0%
10 Yıl	30.03	30.03	▲ 0%

Gelişmiş Ülkeler 2y			
Ülke	2Y Faiz(%)		Değişim BPS
	23/03	22/03	
ABD	2.17	2.10	▼ 6.44
Almanya	-0.24	-0.29	▲ 5.03
İngiltere	1.40	1.31	▲ 9.00
Fransa	-0.20	-0.24	▲ 3.91
İspanya	0.10	0.03	▼ 6.37
İtalya	0.15	0.14	▼ 1.70
Türkiye	25.62	25.41	▲ 21.00

Cross Currency Swap (5yr)			
Ülke	23/03	22/03	1G Δ
Çin	2.95	2.95	▲ 0%
Macaristan	5.34	5.25	▲ 2%
G.Kore	1.66	1.66	▲ 0%
Rusya	30.80	30.80	▼ 0%
Tayland	1.76	1.77	▼ -1%
Türkiye	33.42	33.42	▼ 0%

Gelişmiş Ülkeler 10y			
Ülke	10Y Faiz(%)		Değişim BPS
	23/03	22/03	
ABD	2.39	2.30	▲ 9.01
Almanya	0.50	0.47	▲ 3.56
İngiltere	1.71	1.64	▲ 6.99
Fransa	0.96	0.92	▲ 3.46
İspanya	1.42	1.41	▼ 1.04
İtalya	2.02	2.01	▼ 1.31
Türkiye	26.81	26.61	▲ 20.00



İletişim Bilgileri

SGMK Yurtiçi Piyasalar

Serhat Devecioğlu
sdevecioğlu@isyatirim.com.tr

Evrin Erten Başar
ebasar@isyatirim.com.tr

Burak Seçkin
bseckin@isyatirim.com.tr

Araştırma

Emre Sezan, CFA
esezan@isyatirim.com.tr

Ahmet Toker
atoker@isyatirim.com.tr

Eurotahviller

Pinar Ozyuksel
pozyuksel@isyatirim.com.tr

Tolga Murat
tmurat@isyatirim.com.tr

Ceyhun Erdel
cerdel@isyatirim.com.tr

Sarp Kavrar
skavrar@isyatirim.com.tr

Oguzhan Avsaroglu
oavsaroglu@isyatirim.com.tr

Kağan Yeşilova
kyesilova@isyatirim.com.tr

[Rapor Terimlerini Açıklayıcı Doküman](#)

<https://www.isyatirim.com.tr/tr-tr/analiz/Sayfalar/sgmk.aspx>



Burada yer alan bilgiler İş Yatırım Menkul Değerler A.Ş. tarafından bilgilendirme amacı ile hazırlanmıştır. Yatırım bilgi, yorum ve tavsiyeleri yatırım danışmanlığı kapsamında değildir. Yatırım danışmanlığı hizmeti; aracı kurumlar, portföy yönetim şirketleri, mevduat kabul etmeyen bankalar ile müşteri arasında imzalanacak yatırım danışmanlığı sözleşmesi çerçevesinde sunulmaktadır. Burada yer alan yorum ve tavsiyeler, yorum ve tavsiyede bulunanların kişisel görüşlerine dayanmaktadır. Herhangi bir yatırım aracının alım-satım önerisi ya da getiri vaadi olarak yorumlanmamalıdır. Bu görüşler mali durumunuz ile risk ve getiri tercihlerinize uygun olmayabilir. Bu nedenle, sadece burada yer alan bilgilere dayanarak yatırım kararı verilmesi beklentilerinize uygun sonuçlar doğurmayabilir.

Burada yer alan fiyatlar, veriler ve bilgilerin tam ve doğru olduğu garanti edilemez; içerik, haber verilmeksizin değiştirilebilir. Tüm veriler, İş Yatırım Menkul Değerler A.Ş. tarafından güvenilir olduğuna inanılan kaynaklardan alınmıştır. Bu kaynakların kullanılması nedeni ile ortaya çıkabilecek hatalardan İş Yatırım Menkul Değerler A.Ş. sorumlu değildir.

Bu içeriğe ilişkin tüm telif hakları İş Yatırım Menkul Değerler A.Ş.'ye aittir. Bu içerik, açık iznimiz olmaksızın başkaları tarafından herhangi bir amaçla, kısmen veya tamamen çoğaltılamaz, dağıtılamaz, yayımlanamaz veya değiştirilemez.